



25ª COPA BRASIL DE KART - GRUPO 1


SHIFTER KART

CIRCUITO PALADINO - PB 1,280 km

FINAL

21/07/2024 15:15

Race (25 Laps) started at 15:23:42



Lap	S1	S2	S3	Lap Tm	Diff	Time of Day
(386) GABRIEL MOURA / FAUESC						
1	22.192	15.676	15.773	53.641	+3.279	15:24:36.729
2	21.280	15.213	15.884	52.377	+2.015	15:25:29.106
3	20.337	14.848	15.596	50.781	+0.419	15:26:19.887
4	20.262	14.932	15.663	50.857	+0.495	15:27:10.744
5	20.315	14.820	15.555	50.690	+0.328	15:28:01.434
6	20.281	15.089	15.579	50.949	+0.587	15:28:52.383
7	20.311	14.779	15.540	50.630	+0.268	15:29:43.013
8	20.304	14.845	15.538	50.687	+0.325	15:30:33.700
9	20.390	14.790	15.524	50.704	+0.342	15:31:24.404
10	20.339	14.835	15.461	50.635	+0.273	15:32:15.039
11	20.344	14.804	15.503	50.651	+0.289	15:33:05.690
12	20.384	14.840	15.421	50.645	+0.283	15:33:56.335
13	20.272	15.060	15.440	50.772	+0.410	15:34:47.107
14	20.140	14.815	15.424	50.379	+0.017	15:35:37.486
15	20.291	14.874	15.378	50.543	+0.181	15:36:28.029
16	20.209	14.776	15.377	50.362		15:37:18.391
17	20.266	14.774	15.332	50.372	+0.010	15:38:08.763
18	20.584	14.804	15.442	50.830	+0.468	15:38:59.593
19	20.303	14.930	15.386	50.619	+0.257	15:39:50.212
20	20.264	14.833	15.414	50.511	+0.149	15:40:40.723
21	20.160	14.793	15.433	50.386	+0.024	15:41:31.109
22	20.220	14.742	15.409	50.371	+0.009	15:42:21.480
23	20.268	14.913	15.390	50.571	+0.209	15:43:12.051
24	20.274	14.872	15.403	50.549	+0.187	15:44:02.600
25	20.331	14.841	15.623	50.795	+0.433	15:44:53.395

Lap	S1	S2	S3	Lap Tm	Diff	Time of Day
11	20.341	14.935	15.403	50.679	+0.300	15:33:06.813
12	20.410	14.995	15.454	50.859	+0.480	15:33:57.672
13	20.258	14.905	15.408	50.571	+0.192	15:34:48.243
14	20.285	14.890	15.387	50.562	+0.183	15:35:38.805
15	20.326	15.176	15.474	50.976	+0.597	15:36:29.781
16	20.580	15.459	15.394	51.433	+1.054	15:37:21.214
17	20.182	14.903	15.503	50.588	+0.209	15:38:11.802
18	20.201	14.926	15.348	50.475	+0.096	15:39:02.277
19	20.258	14.892	15.710	50.860	+0.481	15:39:53.137
20	20.311	14.923	15.402	50.636	+0.257	15:40:43.773
21	20.267	14.841	15.379	50.487	+0.108	15:41:34.260
22	20.228	14.880	15.369	50.477	+0.098	15:42:24.737
23	20.300	14.850	15.331	50.481	+0.102	15:43:15.218
24	20.275	14.842	15.346	50.463	+0.084	15:44:05.681
25	20.287	14.907	15.893	51.087	+0.708	15:44:56.768

Lap	S1	S2	S3	Lap Tm	Diff	Time of Day
(004) OLIN GALLI / FAUESC						
1	22.125	15.403	16.260	53.788	+3.364	15:24:36.532
2	20.961	15.131	16.024	52.116	+1.692	15:25:28.648
3	20.353	14.935	15.696	50.984	+0.560	15:26:19.632
4	20.309	15.307	15.745	51.361	+0.937	15:27:10.993
5	20.313	14.943	15.578	50.834	+0.410	15:28:01.827
6	20.195	14.958	15.634	50.787	+0.363	15:28:52.614
7	20.237	14.872	15.581	50.690	+0.266	15:29:43.304
8	20.296	14.886	15.665	50.847	+0.423	15:30:34.151
9	20.347	14.862	15.501	50.710	+0.286	15:31:24.861
10	20.328	14.931	15.490	50.749	+0.325	15:32:15.610
11	20.246	14.874	15.664	50.784	+0.360	15:33:06.394
12	20.182	14.837	15.512	50.531	+0.107	15:33:56.925
13	20.196	14.857	15.527	50.580	+0.156	15:34:47.505
14	20.102	14.860	15.573	50.535	+0.111	15:35:38.040
15	20.194	14.821	15.485	50.500	+0.076	15:36:28.540
16	20.128	14.768	15.528	50.424		15:37:18.964
17	20.194	14.925	15.542	50.661	+0.237	15:38:09.625
18	20.176	14.929	15.669	50.774	+0.350	15:39:00.399
19	20.214	14.937	15.573	50.724	+0.300	15:39:51.123
20	20.199	14.868	15.482	50.549	+0.125	15:40:41.672
21	20.158	14.913	15.531	50.602	+0.178	15:41:32.274
22	20.282	14.836	15.536	50.654	+0.230	15:42:22.928
23	20.266	14.853	15.506	50.625	+0.201	15:43:13.553
24	20.136	14.914	15.566	50.616	+0.192	15:44:04.169
25	20.345	15.697	16.421	52.463	+2.039	15:44:56.632

Lap	S1	S2	S3	Lap Tm	Diff	Time of Day
(112) PEDRO PIQUET / FADF						
1	22.126	15.689	16.134	53.949	+3.587	15:24:36.550
2	20.787	15.078	15.758	51.623	+1.261	15:25:28.173
3	20.480	14.944	15.731	51.155	+0.793	15:26:19.328
4	20.432	14.905	15.680	51.017	+0.655	15:27:10.345
5	20.430	14.849	15.628	50.907	+0.545	15:28:01.252
6	20.343	14.895	15.598	50.836	+0.474	15:28:52.088
7	20.371	14.814	15.555	50.740	+0.378	15:29:42.828
8	20.319	15.143	15.603	51.065	+0.703	15:30:33.893
9	20.293	14.920	15.565	50.778	+0.416	15:31:24.671
10	20.318	14.844	15.440	50.602	+0.240	15:32:15.273
11	20.321	15.240	15.652	51.213	+0.851	15:33:06.486
12	20.296	14.871	15.494	50.661	+0.299	15:33:57.147
13	20.215	14.802	15.455	50.472	+0.110	15:34:47.619
14	20.206	14.878	15.489	50.573	+0.211	15:35:38.192
15	20.291	14.868	15.496	50.655	+0.293	15:36:28.847
16	20.196	14.726	15.440	50.362		15:37:19.209
17	20.196	14.895	15.457	50.548	+0.186	15:38:09.757
18	20.236	14.904	15.635	50.775	+0.413	15:39:00.532
19	20.250	15.041	15.489	50.780	+0.418	15:39:51.312
20	20.211	14.833	15.481	50.525	+0.163	15:40:41.837
21	20.233	14.897	15.501	50.631	+0.269	15:41:32.468
22	20.207	14.887	15.532	50.626	+0.264	15:42:23.094
23	20.312	14.835	15.445	50.592	+0.230	15:43:13.686
24	20.228	14.835	15.548	50.611	+0.249	15:44:04.297
25	20.367	15.363	16.769	52.499	+2.137	15:44:56.796

Lap	S1	S2	S3	Lap Tm	Diff	Time of Day
(010) ANDRE NICASTRO / FAUESC						
1	22.160	17.232	16.994	56.386	+6.007	15:24:38.724
2	20.783	15.083	15.891	51.757	+1.378	15:25:30.481
3	20.851	15.128	15.515	51.494	+1.115	15:26:21.975
4	20.306	14.899	15.483	50.688	+0.309	15:27:12.663
5	20.350	14.911	15.484	50.745	+0.366	15:28:03.408
6	20.306	14.894	15.395	50.595	+0.216	15:28:54.003
7	20.219	14.879	15.470	50.568	+0.189	15:29:44.571
8	20.218	14.881	15.441	50.540	+0.161	15:30:35.111
9	20.213	14.843	15.323	50.379		15:31:25.490
10	20.267	14.929	15.448	50.644	+0.265	15:32:16.134

Lap	S1	S2	S3	Lap Tm	Diff	Time of Day
(222) WALDIR BELIZARIO / FAUESC						
1	22.184	15.395	16.165	53.744	+3.191	15:24:36.671
2	21.189	15.215	16.297	52.701	+2.148	15:25:29.372
3	20.488	14.964	15.663	51.115	+0.562	15:26:20.487
4	20.360	14.939	15.590	50.889	+0.336	15:27:11.376
5	20.377	14.912	15.506	50.795	+0.242	15:28:02.171
6	20.306	14.871	15.575	50.752	+0.199	15:28:52.923
7	20.296	14.892	15.541	50.729	+0.176	15:29:43.652
8	20.369	14.909	15.572	50.850	+0.297	15:30:34.502
9	20.221	14.865	15.562	50.648	+0.095	15:31:25.150
10	20.258	14.874	15.610	50.742	+0.189	15:32:15.892
11	20.297	14.874	15.588	50.759	+0.206	15:33:06.651
12	20.444	14.915	15.467	50.826	+0.273	15:33:57.477
13	20.193	14.852	15.542	50.587	+0.034	15:34:48.064
14	20.197	14.875	15.481	50.553		15:35:38.617
15	20.300	15.201	15.607	51.108	+0.555	15:36:29.725
16	21.496	14.899	15.424	51.819	+1.266	15:37:21.544
17	20.219	14.900	15.509	50.628	+0.075	15:38:12.172
18	20.343	14.818	15.480	50.641	+0.088	15:39:02.813
19	20.247	14.860	15.549	50.656	+0.103	15:39:53.469
20	20.356	14.920	15.585	50.861	+0.308	15:40:44.330
21	20.256	14.855	15.542	50.653	+0.100	15:41:34.983
22	20.299	14.867	15.463	50.629	+0.076	15:42:25.612

RESULTADO SUJEITO A VERIFICAÇÕES TÉCNICAS E/OU DESPORTIVAS

Orbits



CRONOELO
CROMOMETRAGEM



25ª COPA BRASIL DE KART - GRUPO 1


SHIFTER KART

CIRCUITO PALADINO - PB 1,280 km

FINAL

21/07/2024 15:15

Race (25 Laps) started at 15:23:42



Lap	S1	S2	S3	Lap Tm	Diff	Time of Day
23	20.285	14.991	15.475	50.751	+0.198	15:43:16.363
24	20.169	15.146	15.837	51.152	+0.599	15:44:07.515
25	20.387	15.006	15.593	50.986	+0.433	15:44:58.501
(888) ALFREDINHO IBIAPINA / FAUESC						
1	23.291	15.861	16.247	55.399	+4.924	15:24:39.104
2	20.914	15.351	15.808	52.073	+1.598	15:25:31.177
3	20.382	15.298	15.691	51.371	+0.896	15:26:22.548
4	20.237	14.869	15.598	50.704	+0.229	15:27:13.252
5	20.285	15.026	15.549	50.860	+0.385	15:28:04.112
6	20.168	14.917	15.555	50.640	+0.165	15:28:54.752
7	20.181	14.836	15.483	50.500	+0.025	15:29:45.252
8	20.326	14.843	15.543	50.712	+0.237	15:30:35.964
9	20.278	14.841	15.504	50.623	+0.148	15:31:26.587
10	20.208	14.859	15.522	50.589	+0.114	15:32:17.176
11	20.203	14.900	15.481	50.584	+0.109	15:33:07.760
12	20.184	14.857	15.434	50.475		15:33:58.235
13	20.200	14.797	15.500	50.497	+0.022	15:34:48.732
14	20.168	14.868	15.562	50.598	+0.123	15:35:39.330
15	20.185	14.906	15.615	50.706	+0.231	15:36:30.036
16	20.440	15.012	15.521	50.973	+0.498	15:37:21.009
17	20.226	14.899	15.482	50.607	+0.132	15:38:11.616
18	20.139	14.910	15.478	50.527	+0.052	15:39:02.143
19	20.236	14.916	16.032	51.184	+0.709	15:39:53.327
20	20.290	14.999	15.470	50.759	+0.284	15:40:44.086
21	20.242	14.909	15.610	50.761	+0.286	15:41:34.847
22	20.235	14.864	15.538	50.637	+0.162	15:42:25.484
23	20.232	14.891	15.495	50.618	+0.143	15:43:16.102
24	20.268	15.416	15.998	51.682	+1.207	15:44:07.784
25	20.317	15.047	15.630	50.994	+0.519	15:44:58.778

Lap	S1	S2	S3	Lap Tm	Diff	Time of Day
8	20.360	15.165	15.754	51.279	+0.351	15:30:38.876
9	20.453	15.057	15.880	51.390	+0.462	15:31:30.266
10	20.602	15.049	15.742	51.393	+0.465	15:32:21.659
11	20.553	15.628	15.916	52.097	+1.169	15:33:13.756
12	20.471	15.117	15.679	51.267	+0.339	15:34:05.023
13	20.430	15.093	15.684	51.207	+0.279	15:34:56.230
14	20.509	14.988	15.689	51.186	+0.258	15:35:47.416
15	20.462	14.965	15.619	51.046	+0.118	15:36:38.462
16	20.434	15.035	15.602	51.071	+0.143	15:37:29.533
17	20.370	14.904	15.654	50.928		15:38:20.461
18	20.450	14.943	15.569	50.962	+0.034	15:39:11.423
19	20.402	15.077	15.680	51.159	+0.231	15:40:02.582
20	20.419	14.913	15.619	50.951	+0.023	15:40:53.533
21	20.418	14.906	15.604	50.928		15:41:44.461
22	20.428	15.055	15.604	51.087	+0.159	15:42:35.548
23	20.462	15.032	15.670	51.164	+0.236	15:43:26.712
24	20.386	15.008	15.644	51.038	+0.110	15:44:17.750
25	20.524	15.007	15.666	51.197	+0.269	15:45:08.947

Lap	S1	S2	S3	Lap Tm	Diff	Time of Day
(044) ENZO FAITA / FAUESC						
1	22.983	15.702	16.913	55.598	+4.700	15:24:39.043
2	21.497	15.388	15.695	52.580	+1.682	15:25:31.623
3	20.506	15.053	15.959	51.518	+0.620	15:26:23.141
4	20.748	15.064	15.706	51.518	+0.620	15:27:14.659
5	20.605	15.054	15.719	51.378	+0.480	15:28:06.037
6	20.410	15.002	15.631	51.043	+0.145	15:28:57.080
7	20.573	14.964	15.488	51.025	+0.127	15:29:48.105
8	20.366	15.124	15.526	51.016	+0.118	15:30:39.121
9	20.390	15.091	16.146	51.627	+0.729	15:31:30.748
10	20.371	15.037	15.765	51.173	+0.275	15:32:21.921
11	20.442	15.265	15.627	51.334	+0.436	15:33:13.255
12	20.365	14.999	15.534	50.896		15:34:04.153
13	20.327	15.005	15.584	50.916	+0.018	15:34:55.069
14	20.420	14.989	15.614	51.023	+0.125	15:35:46.092
15	20.417	15.006	15.593	51.016	+0.118	15:36:37.108
16	20.491	15.026	15.599	51.116	+0.218	15:37:28.224
17	20.387	14.920	15.659	50.966	+0.068	15:38:19.190
18	20.386	15.012	15.600	50.998	+0.100	15:39:10.188
19	20.337	15.024	15.597	50.958	+0.060	15:40:01.146
20	20.487	15.032	15.617	51.136	+0.238	15:40:52.282
21	20.440	15.081	15.541	51.062	+0.164	15:41:43.344
22	20.365	14.986	15.685	51.036	+0.138	15:42:34.380
23	20.457	15.018	15.860	51.335	+0.437	15:43:25.715
24	20.390	14.978	15.680	51.048	+0.150	15:44:16.763
25	20.409	15.115	15.768	51.292	+0.394	15:45:08.055

Lap	S1	S2	S3	Lap Tm	Diff	Time of Day
(033) CHRISTIAN HELOU / FASP						
1	23.546	15.618	16.229	55.393	+4.459	15:24:39.505
2	21.189	15.753	16.021	52.963	+2.029	15:25:32.468
3	20.521	15.094	15.737	51.352	+0.418	15:26:23.820
4	20.440	15.040	15.657	51.137	+0.203	15:27:14.957
5	20.538	15.411	15.773	51.722	+0.788	15:28:06.679
6	20.682	15.061	15.681	51.424	+0.490	15:28:58.103
7	20.505	15.201	15.873	51.579	+0.645	15:29:49.682
8	20.450	15.261	15.639	51.350	+0.416	15:30:41.032
9	20.294	14.966	15.719	50.979	+0.045	15:31:32.011
10	20.274	15.027	15.732	51.033	+0.099	15:32:23.044
11	20.440	15.000	15.609	51.049	+0.115	15:33:14.093
12	20.432	15.044	15.642	51.118	+0.184	15:34:05.211
13	20.376	15.430	16.033	51.839	+0.905	15:34:57.050
14	20.421	14.936	15.577	50.934		15:35:47.984
15	20.435	14.960	15.661	51.056	+0.122	15:36:39.040
16	20.498	15.008	15.684	51.190	+0.256	15:37:30.230
17	20.374	14.945	15.655	50.974	+0.040	15:38:21.204
18	20.415	15.071	15.709	51.195	+0.261	15:39:12.399
19	20.362	14.953	15.663	50.978	+0.044	15:40:03.377
20	20.378	15.046	15.676	51.100	+0.166	15:40:54.477
21	20.423	15.044	15.674	51.141	+0.207	15:41:45.618
22	20.369	14.983	15.696	51.048	+0.114	15:42:36.666
23	20.406	14.969	15.607	50.982	+0.048	15:43:27.648
24	20.507	15.103	15.713	51.323	+0.389	15:44:18.971
25	20.363	14.939	15.737	51.039	+0.105	15:45:10.010

Lap	S1	S2	S3	Lap Tm	Diff	Time of Day
(088) MARCO ANTONIO / FAUGO						
1	22.681	15.649	15.899	54.229	+3.301	15:24:37.322
2	20.920	15.216	16.196	52.332	+1.404	15:25:29.654
3	20.591	15.149	15.785	51.525	+0.597	15:26:21.179
4	20.416	15.198	15.815	51.429	+0.501	15:27:12.608
5	20.760	15.708	15.782	52.250	+1.322	15:28:04.858
6	20.427	15.087	15.838	51.352	+0.424	15:28:56.210
7	20.530	15.078	15.779	51.387	+0.459	15:29:47.597

Lap	S1	S2	S3	Lap Tm	Diff	Time of Day
(031) ADRIANO BUZAID /						
1	22.891	15.696	16.249	54.836	+3.936	15:24:38.124
2	20.998	15.309	15.978	52.285	+1.385	15:25:30.409
3	20.832	15.748	16.047	52.627	+1.727	15:26:23.036
4	20.706	15.036	15.723	51.465	+0.565	15:27:14.501
5	20.565	15.698	15.843	52.106	+1.206	15:28:06.607
6	20.612	15.031	15.743	51.386	+0.486	15:28:57.993
7	20.491	15.176	15.727	51.394	+0.494	15:29:49.387
8	20.588	15.734	15.810	52.132	+1.232	15:30:41.519
9	20.979	15.032	15.672	51.683	+0.783	15:31:33.202
10	20.528	15.060	15.835	51.423	+0.523	15:32:24.625
11	20.615	15.063	15.783	51.461	+0.561	15:33:16.086
12	20.495	14.971	15.604	51.070	+0.170	15:34:07.156
13	20.419	15.074	15.765	51.258	+0.358	15:34:58.414
14	20.462	14.970	15.687	51.119	+0.219	15:35:49.533
15	20.500	14.953	15.637	51.090	+0.190	15:36:40.623
16	20.530	15.065	15.639	51.234	+0.334	15:37:31.857
17	20.457	14.947	15.655	51.059	+0.159	15:38:22.916
18	20.449	15.015	15.752	51.216	+0.316	15:39:14.132
19	20.567	15.006	15.729	51.302	+0.402	15:40:05.434

RESULTADO SUJEITO A VERIFICAÇÕES TÉCNICAS E/OU DESPORTIVAS

Orbits





25ª COPA BRASIL DE KART - GRUPO 1


SHIFTER KART

CIRCUITO PALADINO - PB 1,280 km

FINAL

21/07/2024 15:15

Race (25 Laps) started at 15:23:42



Lap	S1	S2	S3	Lap Tm	Diff	Time of Day
20	20.605	15.014	15.704	51.323	+0.423	15:40:56.757
21	20.563	14.987	15.632	51.182	+0.282	15:41:47.939
22	20.502	15.011	15.725	51.238	+0.338	15:42:39.177
23	20.400	15.077	15.584	51.061	+0.161	15:43:30.238
24	20.402	14.896	15.602	50.900		15:44:21.138
25	20.413	15.061	15.613	51.087	+0.187	15:45:12.225

(006) VICTOR LUZ / FASP

1	23.207	16.058	16.175	55.440	+4.360	15:24:40.040
2	20.973	15.599	16.349	52.921	+1.841	15:25:32.961
3	20.683	15.106	16.061	51.850	+0.770	15:26:24.811
4	21.039	15.101	16.267	52.407	+1.327	15:27:17.218
5	20.648	15.603	16.473	52.724	+1.644	15:28:09.942
6	20.821	15.265	15.731	51.817	+0.737	15:29:01.759
7	20.489	15.190	15.611	51.290	+0.210	15:29:53.049
8	20.640	14.985	15.653	51.278	+0.198	15:30:44.327
9	20.499	15.052	15.671	51.222	+0.142	15:31:35.549
10	20.531	15.169	15.595	51.295	+0.215	15:32:26.844
11	20.494	14.975	15.611	51.080		15:33:17.924
12	20.471	15.145	15.627	51.243	+0.163	15:34:09.167
13	20.519	15.061	15.605	51.185	+0.105	15:35:00.352
14	20.582	14.908	15.596	51.086	+0.006	15:35:51.438
15	20.634	15.025	15.621	51.280	+0.200	15:36:42.718
16	20.450	15.001	15.634	51.085	+0.005	15:37:33.803
17	20.593	14.978	15.561	51.132	+0.052	15:38:24.935
18	20.594	15.032	15.654	51.280	+0.200	15:39:16.215
19	20.562	15.015	15.660	51.237	+0.157	15:40:07.452
20	20.462	14.979	15.696	51.137	+0.057	15:40:58.589
21	20.524	15.020	15.664	51.208	+0.128	15:41:49.797
22	20.430	15.007	15.687	51.124	+0.044	15:42:40.921
23	20.518	14.953	15.701	51.172	+0.092	15:43:32.093
24	20.482	15.021	15.613	51.116	+0.036	15:44:23.209
25	20.552	15.028	15.669	51.249	+0.169	15:45:14.458

(099) KAIO DIAS / FPARN

1	22.800	15.757	16.760	55.317	+4.566	15:24:39.054
2	20.878	16.877	16.293	54.048	+3.297	15:25:33.102
3	20.716	15.111	15.952	51.779	+1.028	15:26:24.881
4	20.525	15.169	16.493	52.187	+1.436	15:27:17.068
5	20.606	15.675	15.799	52.080	+1.329	15:28:09.148
6	20.399	14.876	15.501	50.776	+0.025	15:28:59.924
7	20.339	14.940	15.488	50.767	+0.016	15:29:50.691
8	20.362	14.967	15.709	51.038	+0.287	15:30:41.729
9	20.542	14.977	15.544	51.063	+0.312	15:31:32.792
10	20.359	14.926	15.466	50.751		15:32:23.543
11	20.338	14.916	15.622	50.876	+0.125	15:33:14.419
12	20.428	14.941	15.591	50.960	+0.209	15:34:05.379
13	20.538	14.974	15.664	51.176	+0.425	15:34:56.555
14	20.412	14.995	15.622	51.029	+0.278	15:35:47.584
15	20.446	15.028	15.576	51.050	+0.299	15:36:38.634
16	20.570	15.082	15.711	51.363	+0.612	15:37:29.997
17	20.374	14.918	15.553	50.845	+0.094	15:38:20.842
18	20.417	15.109	15.608	51.134	+0.383	15:39:11.976
19	20.448	14.925	15.551	50.924	+0.173	15:40:02.900
20	20.495	14.964	15.542	51.001	+0.250	15:40:53.901
21	20.399	14.948	15.530	50.877	+0.126	15:41:44.778
22	20.409	15.146	15.687	51.242	+0.491	15:42:36.020
23	20.503	15.000	15.648	51.151	+0.400	15:43:27.171
24	20.516	15.067	15.672	51.255	+0.504	15:44:18.426
25	20.483	15.035	15.727	51.245	+0.494	15:45:09.671

(048) RODOLFO BRITO / FASP

1	23.373	15.746	16.484	55.603	+4.381	15:24:39.430
2	20.983	16.024	16.335	53.342	+2.120	15:25:32.772
3	20.640	15.153	16.053	51.846	+0.624	15:26:24.618
4	20.569	15.330	16.329	52.228	+1.006	15:27:16.846

Lap	S1	S2	S3	Lap Tm	Diff	Time of Day
5	20.703	15.697	16.599	52.999	+1.777	15:28:09.845
6	20.725	15.206	15.721	51.652	+0.430	15:29:01.497
7	20.622	15.076	15.836	51.534	+0.312	15:29:53.031
8	20.905	15.102	15.771	51.778	+0.556	15:30:44.809
9	20.530	15.092	15.843	51.465	+0.243	15:31:36.274
10	20.527	15.160	15.641	51.328	+0.106	15:32:27.602
11	20.438	15.020	15.835	51.293	+0.071	15:33:18.895
12	20.597	15.152	15.814	51.563	+0.341	15:34:10.458
13	20.560	15.145	15.792	51.497	+0.275	15:35:01.955
14	20.638	15.224	15.695	51.557	+0.335	15:35:53.512
15	20.497	15.086	15.762	51.345	+0.123	15:36:44.857
16	20.593	15.109	15.742	51.444	+0.222	15:37:36.301
17	20.714	15.113	15.752	51.579	+0.357	15:38:27.880
18	20.824	15.124	15.700	51.648	+0.426	15:39:19.528
19	20.688	15.111	15.727	51.526	+0.304	15:40:11.054
20	20.616	15.249	15.595	51.460	+0.238	15:41:02.514
21	20.591	15.095	15.536	51.222		15:41:53.736
22	20.702	15.261	15.750	51.713	+0.491	15:42:45.449
23	20.677	15.183	15.836	51.696	+0.474	15:43:37.145
24	20.699	15.428	15.788	51.915	+0.693	15:44:29.060
25	20.742	15.383	15.888	52.013	+0.791	15:45:21.073

(001) WELDES CAMPOS /FPRA

1	23.641	15.685	16.544	55.870	+4.822	15:24:40.673
2	20.836	15.780	16.209	52.825	+1.777	15:25:33.498
3	20.779	15.570	15.955	52.304	+1.256	15:26:25.802
4	20.896	15.105	15.875	51.876	+0.828	15:27:17.678
5	20.899	15.304	16.680	52.883	+1.835	15:28:10.561
6	20.819	15.179	15.713	51.711	+0.663	15:29:02.272
7	20.543	15.167	15.661	51.371	+0.323	15:29:53.643
8	20.661	19.595	16.481	56.737	+5.689	15:30:50.380
9	20.778	15.229	15.781	51.788	+0.740	15:31:42.168
10	20.557	15.221	15.737	51.515	+0.467	15:32:33.683
11	20.517	15.127	15.607	51.251	+0.203	15:33:24.934
12	20.510	15.126	15.587	51.223	+0.175	15:34:16.157
13	20.472	15.107	15.621	51.200	+0.152	15:35:07.357
14	20.572	15.247	15.646	51.465	+0.417	15:35:58.822
15	20.482	15.016	15.590	51.088	+0.040	15:36:49.910
16	20.579	14.997	15.841	51.417	+0.369	15:37:41.327
17	20.441	15.241	15.646	51.328	+0.280	15:38:32.655
18	20.680	15.165	15.682	51.527	+0.479	15:39:24.182
19	20.402	15.077	15.569	51.048		15:40:15.230
20	20.675	15.187	15.759	51.621	+0.573	15:41:06.851
21	20.500	15.119	15.626	51.245	+0.197	15:41:58.096
22	20.561	15.124	15.686	51.371	+0.323	15:42:49.467
23	20.548	15.019	15.697	51.264	+0.216	15:43:40.731
24	20.562	15.276	15.677	51.515	+0.467	15:44:32.246
25	20.656	15.368	15.793	51.817	+0.769	15:45:24.063

(028) CARLOS SG / FPRA

1	23.366	16.659	16.391	56.416	+5.211	15:24:39.876
2	21.515	15.553	16.345	53.413	+2.208	15:25:33.289
3	20.834	15.435	16.017	52.286	+1.081	15:26:25.575
4	20.647	15.124	16.072	51.843	+0.638	15:27:17.418
5	20.667	15.538	16.610	52.815	+1.610	15:28:10.233
6	20.658	15.283	15.797	51.738	+0.533	15:29:01.971
7	20.626	15.074	15.727	51.427	+0.222	15:29:53.398
8	20.801	16.636	16.026	53.463	+2.258	15:30:46.861
9	20.618	15.026	15.742	51.386	+0.181	15:31:38.247
10	20.579	15.028	15.757	51.364	+0.159	15:32:29.611
11	20.481	14.972	15.752	51.205		15:33:20.816
12	20.437	14.998	15.860	51.295	+0.090	15:34:12.111
13	20.503	15.494	15.916	51.913	+0.708	15:35:04.024
14	20.581	15.078	15.786	51.445	+0.240	15:35:55.469
15	20.607	15.078	15.749	51.434	+0.229	15:36:46.903
16	20.525	14.988	15.755	51.268	+0.063	15:37:38.171

RESULTADO SUJEITO A VERIFICAÇÕES TÉCNICAS E/OU DESPORTIVAS

Orbits



CRONOELO
CRONOMETRAGEM



25ª COPA BRASIL DE KART - GRUPO 1

SHIFTER KART

CIRCUITO PALADINO - PB 1,280 km

FINAL

21/07/2024 15:15

Race (25 Laps) started at 15:23:42

Lap	S1	S2	S3	Lap Tm	Diff	Time of Day
17	20.523	14.987	15.848	51.358	+0.153	15:38:29.529
18	20.557	15.008	15.695	51.260	+0.055	15:39:20.789
19	20.564	15.139	15.774	51.477	+0.272	15:40:12.266
20	20.575	15.319	15.777	51.671	+0.466	15:41:03.937
21	20.544	15.344	15.818	51.706	+0.501	15:41:55.643
22	20.769	15.197	15.916	51.882	+0.677	15:42:47.525
23	20.925	15.351	16.019	52.295	+1.090	15:43:39.820
24	20.918	15.376	15.947	52.241	+1.036	15:44:32.061
25	20.759	15.643	15.923	52.325	+1.120	15:45:24.386

Lap	S1	S2	S3	Lap Tm	Diff	Time of Day
-----	----	----	----	--------	------	-------------

(043) DIEGO LOZOV / FASP

1	23.647	16.556	16.885	57.088	+5.921	15:24:40.974
2	21.382	15.363	15.997	52.742	+1.575	15:25:33.716
3	20.832	15.598	16.038	52.468	+1.301	15:26:26.184
4	21.053	15.321	15.823	52.197	+1.030	15:27:18.381
5	20.723	15.256	16.424	52.403	+1.236	15:28:10.784
6	21.241	15.415	15.809	52.465	+1.298	15:29:03.249
7	20.598	15.208	15.639	51.445	+0.278	15:29:54.694
8	20.645	15.671	16.095	52.411	+1.244	15:30:47.105
9	20.793	15.079	15.772	51.644	+0.477	15:31:38.749
10	20.667	15.174	15.789	51.630	+0.463	15:32:30.379
11	20.559	15.013	15.595	51.167		15:33:21.546
12	20.636	15.312	15.865	51.813	+0.646	15:34:13.359
13	20.616	15.327	15.691	51.634	+0.467	15:35:04.993
14	20.822	15.697	15.688	52.207	+1.040	15:35:57.200
15	20.618	15.142	15.787	51.547	+0.380	15:36:48.747
16	20.627	15.247	15.801	51.675	+0.508	15:37:40.422
17	20.767	16.730	16.326	53.823	+2.656	15:38:34.245
18	20.906	15.329	15.915	52.150	+0.983	15:39:26.395
19	20.967	15.705	15.749	52.421	+1.254	15:40:18.816
20	20.810	15.365	15.763	51.938	+0.771	15:41:10.754
21	20.932	15.403	15.756	52.091	+0.924	15:42:02.845

(075) CLAUDIO BAIDA JR / FASP

1	24.206	16.118	16.687	57.011	+5.800	15:24:41.037
2	21.580	15.597	15.964	53.141	+1.930	15:25:34.178
3	20.923	15.321	15.832	52.076	+0.865	15:26:26.254
4	21.094	15.423	15.781	52.298	+1.087	15:27:18.552
5	20.754	15.272	16.043	52.069	+0.858	15:28:10.621
6	21.061	15.224	15.682	51.967	+0.756	15:29:02.588
7	20.647	15.175	15.630	51.452	+0.241	15:29:54.040
8	20.669	15.353	15.757	51.779	+0.568	15:30:45.819
9	20.602	15.163	15.646	51.411	+0.200	15:31:37.230
10	20.553	15.080	15.578	51.211		15:32:28.441
11	20.542	15.057	15.715	51.314	+0.103	15:33:19.755
12	20.861	15.350	15.741	51.952	+0.741	15:34:11.707
13	20.803	15.856	15.891	52.550	+1.339	15:35:04.257

RESULTADO SUJEITO A VERIFICAÇÕES TÉCNICAS E/OU DESPORTIVAS

Orbits



CRONOELO
CRONOMETRAGEM