

OKTANE TRACK DAY 2013.2

PRETO

AUTODROMO VELO CITTÀ 3,430 km

TREINO - PRETO

13/7/2013 11:00

Qualifying (45:00 Time) started at 11:10:17

Lap	Lap Tm	S1	S2	S3
(38) João P. Porsche GT3				
1	1:48.021	37.797	30.715	39.509
2	1:44.467	35.172	30.297	38.998
3	1:44.681	35.225	30.205	39.251
4	1:46.225	34.872	29.866	41.487
5	14:42.201	50.974	38.594	41.586
6	1:43.470	34.805	29.929	38.736
7	1:44.457	34.995	30.046	39.416

Lap	Lap Tm	S1	S2	S3
(41) Jonas G. Audi S3				
1	1:47.482	36.180	30.611	40.691
2	1:47.998	36.587	30.387	41.024
3	1:50.820	37.480	31.631	41.709
4	1:46.427	35.533	30.814	40.080
5	1:46.234	36.017	30.206	40.011
6	1:46.000	35.560	30.423	40.017
7	1:11:45.554	41.450	33.751	45.858
8	1:53.440	38.254	31.642	43.544
9	1:52.998	37.948	31.660	43.390
10	1:50.763	36.872	31.698	42.193
11	1:55.605	38.448	31.247	45.910
12	1:55.706	38.794	33.751	43.161
13	1:50.675	36.641	31.882	42.152
14	19:41.925	38.340	31.752	40.736
15	1:47.665	35.657	30.369	41.639
16	1:07:30.452	35.704	30.358	41.737
17	1:49.560	37.237	32.207	40.116
18	1:44.353	35.131	29.896	39.326
19	1:45.238	35.279	30.047	39.912
20	14:58.032	35.358	34.666	43.108
21	1:52.402	36.579	32.340	43.483
22	1:52.311	38.836	31.285	42.190

Lap	Lap Tm	S1	S2	S3
(00) Bruno M. Lancer Evo X				
1	1:46.223	35.305	31.012	39.906
2	2:24.224	50.418	49.571	44.235
3	1:47.373	35.886	31.564	39.923
4	1:40:01.474	43.641	40.356	45.523
5	1:47.155	35.886	31.216	40.053
6	1:47.005	35.586	31.307	40.112
7	1:55:03.466	42.869	33.460	45.028
8	1:45.403	35.411	30.623	39.369
9	1:45.825	35.461	30.811	39.553

Lap	Lap Tm	S1	S2	S3
(70) Rodolfo P. Porsche 911 997 GT2				
1	1:51.637	38.558	31.780	41.299
2	1:50.853	36.421	32.962	41.470
3	4:40.178	38.984	32.126	41.245
4	1:47.486	35.799	30.942	40.745
5	23:08.562	37.518	33.892	42.949
6	1:46.181	35.522	30.768	39.891

Lap	Lap Tm	S1	S2	S3
(35) João P. Lancer Evolution VII				
1	1:46.998	37.087	30.495	39.416

Lap	Lap Tm	S1	S2	S3
(63) Paulo M. Porsche 911 Turbo				
1	1:49.317	36.533	31.676	41.108
2	1:48.716	35.625	30.818	42.273
3	1:47.542	35.937	30.622	40.983
4	1:47.705	35.747	31.062	40.896
5	5:28.233	39.719	32.268	44.515
6	1:49.133	36.301	31.219	41.613
7	6:12.285	36.200	34.419	59.925
8	1:47.971	35.722	31.063	41.186
9	1:34:47.554	44.454	32.074	41.880

Lap	Lap Tm	S1	S2	S3
10	1:48.523	36.261	31.412	40.850
11	2:04.379	48.395	32.297	43.687
12	2:25.262	47.693	44.514	53.055
13	1:47.542	35.698	30.869	40.975
14	13:09.305	50.099	34.387	45.267
15	1:47.390	35.651	31.096	40.643

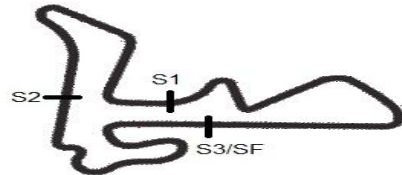
Lap	Lap Tm	S1	S2	S3
(65) Rafael D. Lancer Evolution X				
1	1:48.589	35.576	31.224	41.789
2	1:47.652	36.035	31.545	40.072
3	10:32.429	53.951	35.344	43.629
4	1:48.590	36.251	31.575	40.764
5	1:48.337	36.455	31.081	40.801
6	1:56:11.668	41.290	32.845	42.836
7	1:50.101	36.816	31.655	41.630
8	1:49.151	36.565	31.393	41.193
9	1:50.041	36.709	32.296	41.036

Lap	Lap Tm	S1	S2	S3
(6) Amadeu C. Porsche GT3 RS				
1	1:54.162	39.232	33.596	41.334
2	1:52.408	36.874	32.261	43.273
3	1:52.006	37.129	33.089	41.788
4	1:50.957	36.565	32.838	41.554
5	2:36.654	52.118	50.174	54.362
6	2:58:11.638	48.135	33.140	41.008
7	1:53.067	38.677	32.752	41.638
8	1:49.977	36.515	32.151	41.311
9	1:48.704	36.091	32.015	40.598
10	2:41.421	52.965	49.967	58.489
11	2:12.627	48.491	32.921	51.215

Lap	Lap Tm	S1	S2	S3
(75) Rogerio P. Nissan GT-R				
1	1:49.236	36.726	31.146	41.364
2	1:49.213	36.735	31.370	41.108
3	2:14.223	44.019	39.720	50.484
4	2:13.665	45.107	38.573	49.985
5	1:52.679	39.807	31.769	41.103
6	2:02.428	38.028	32.359	52.041
7	2:18.251	46.295	39.253	52.703
8	1:33:59.228	47.234	33.081	43.199
9	1:50.672	37.007	31.941	41.724
10	2:03.769	41.711	34.571	47.487
11	5:25.760	45.486	34.077	45.572
12	1:52.783	37.887	32.026	42.870
13	1:52.657	37.593	32.026	43.038
14	2:10.515	38.146	31.728	1:00.641
15	4:58.797	43.028	34.789	45.355
16	1:50.128	37.284	31.391	41.453
17	2:04.071	40.875	33.143	50.053
18	1:53.175	38.682	32.523	41.970
19	1:52.617	38.793	31.792	42.032
20	2:25.720	44.649	48.316	52.755
21	2:21.162	46.256	40.778	54.128

Lap	Lap Tm	S1	S2	S3
(50) Luis M. MB SLS				
1	1:59.501	40.300	33.522	45.679
2	1:52.407	37.093	32.286	43.028
3	1:51.732	37.143	32.201	42.388
4	1:56.452	37.707	35.170	43.575
5	1:52.343	37.145	32.579	42.619
6	10:12.174	41.749	37.674	51.208
7	1:52.074	37.837	32.120	42.117
8	1:59.089	37.331	32.527	49.231
9	3:08:37.231	45.546	32.229	42.981
10	1:51.853	37.686	31.598	42.569
11	1:51.021	36.787	31.719	42.515





OKTANE TRACK DAY 2013.2

PRETO

AUTODROMO VELO CITTÀ 3,430 km

TREINO - PRETO

13/7/2013 11:00

Qualifying (45:00 Time) started at 11:10:17

Lap	Lap Tm	S1	S2	S3
12	9:13.928	42.989	31.672	42.069
13	1:51.145	36.590	32.018	42.537
14	1:50.909	36.540	32.181	42.188

Lap	Lap Tm	S1	S2	S3
25	1:53.387	37.923	33.396	42.068
26	1:52.040	37.404	32.518	42.118
27	3:22.702	1:12.314	1:06.222	1:04.166

(37) Antonio B. Lancer Evolution X

1	1:55.268	38.530	33.528	43.210
2	1:54.542	38.335	33.536	42.671
3	5:22.576	47.354	34.803	43.769
4	1:50.950	36.717	32.498	41.735
5	1:52.102	37.188	32.637	42.277
6	1:35:38.542	50.393	36.551	48.527
7	1:55.680	39.259	33.420	43.001
8	1:53.926	38.724	32.782	42.420
9	6:07.118	46.343	35.457	46.170
10	1:54.167	38.169	33.123	42.875
11	2:26.118	55.350	43.892	46.876
12	1:55.600	38.369	33.755	43.476

(13) Denisio C. Subaru GT

1	1:55.297	38.544	33.186	43.567
2	6:45.200	39.198	33.442	42.963
3	2:21.738	42.752	47.645	51.341
4	1:56.431	38.711	33.792	43.928
5	1:56.588	38.105	33.726	44.757
6	1:56.007	38.298	33.737	43.972
7	1:22:22.672	40.154	39.141	47.364
8	1:53.560	37.708	32.680	43.172
9	1:53.393	37.638	32.639	43.116

(8) Bruno X. Lancer Evolution X

1	1:53.631	37.766	33.231	42.634
2	1:53.845	37.922	33.113	42.810

(51) Luiz F. Porsche Cayman S

1	1:52.926	37.895	32.316	42.715
2	1:54.048	37.645	33.643	42.760
3	1:52.693	37.751	32.272	42.670
4	1:32:08.721	39.647	33.741	44.179
5	1:54.710	38.395	32.886	43.429
6	1:54.938	37.745	32.985	44.208
7	1:53.475	38.251	32.588	42.636
8	2:18.359	45.792	36.572	55.995
9	2:47.201	55.412	51.401	1:00.388
10	5:02.258	41.792	33.631	44.940
11	1:57.102	38.119	34.171	44.812
12	1:51.097	37.084	31.978	42.035
13	2:01.934	41.195	35.620	45.119
14	1:51.548	36.794	32.387	42.367
15	1:17:16.269	44.879	34.385	43.801
16	1:52.965	37.624	32.135	43.206
17	1:52.107	37.148	32.678	42.281
18	1:51.732	37.411	32.211	42.110
19	1:51.644	37.182	31.963	42.499
20	2:00.736	39.677	36.452	44.607
21	2:00.426	41.268	33.779	45.379

(5) Bruno C. Honda Civic Si

1	1:54.444	38.535	32.748	43.161
2	1:53.815	38.141	32.973	42.701
3	2:17.844	47.377	43.222	47.245
4	2:19.629	49.479	40.763	49.387
5	2:20.733	42.788	47.051	50.894
6	1:54.135	38.247	32.925	42.963
7	1:54.557	38.375	32.997	43.185
8	1:40:16.382	51.393	33.909	43.911
9	1:56.145	38.909	33.417	43.819
10	2:00.424	41.006	36.016	43.402
11	18:06.600	38.622	38.145	49.313
12	1:56.063	38.879	33.677	43.507
13	1:56.498	38.997	34.025	43.476
14	1:58.531	38.918	35.881	43.732
15	1:56.639	38.641	33.941	44.057
16	2:34.825	39.849	46.971	1:08.005
17	50:50.797	1:01.348	34.226	43.916
18	1:57.243	38.957	33.912	44.374
19	1:57.837	39.103	33.660	45.074
20	1:58.460	39.335	34.132	44.993
21	2:19.286	38.980	39.557	1:00.749
22	3:05.323	45.692	1:02.072	1:17.559

(58) Marcio M. Lancer Evolution VI

1	2:01.994	42.856	35.711	43.427
2	1:55.547	38.927	34.037	42.583
3	10:24.340	54.598	39.780	45.639
4	2:03.284	41.236	36.063	45.985
5	2:01.047	40.473	34.905	45.669
6	2:38.067	42.357	54.212	1:01.498
7	2:16.998	47.585	40.090	49.323
8	2:01.214	40.478	35.618	45.118
9	1:59.442	39.987	34.440	45.015
10	1:18:47.819	55.635	35.062	45.071
11	1:53.105	38.139	32.843	42.123
12	2:42.453	53.408	1:03.120	45.925
13	1:52.447	37.800	32.781	41.866
14	1:55.170	39.557	32.653	42.960
15	1:51.834	37.529	32.430	41.875
16	3:04.623	1:02.584	1:04.953	57.086
17	12:50.832	49.020	36.978	45.119
18	2:02.031	39.948	35.622	46.461
19	1:59.434	39.828	35.025	44.581
20	2:28.784	39.378	45.950	1:03.456
21	1:13:57.242	1:00.299	36.142	46.143
22	1:59.968	40.228	34.307	45.433
23	1:59.156	39.905	34.148	45.103
24	11:10.379	46.884	36.256	43.660

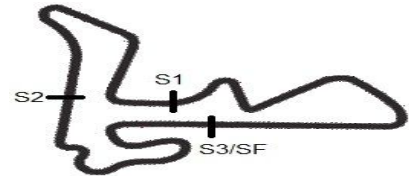
(10) Carlos B. Lancer Evolution X

1	1:57.278	39.417	33.449	44.412
2	1:56.595	39.709	33.249	43.637
3	2:30.603	55.189	43.713	51.701
4	2:11.668	45.331	41.090	45.247
5	1:55.887	38.435	34.087	43.365
6	1:55.929	38.604	33.638	43.687
7	3:08:52.794	50.918	33.879	44.061
8	1:56.126	38.926	33.975	43.225
9	1:54.509	38.569	33.318	42.622
10	2:24.599	48.030	43.881	52.688
11	1:54.506	38.179	32.888	43.439
12	1:53.977	37.941	33.131	42.905
13	19:44.235	50.897	36.930	48.217
14	1:55.486	38.424	33.460	43.602
15	1:55.167	38.417	33.433	43.317
16	2:30.486	50.554	45.778	54.154
17	1:54.306	37.978	33.055	43.273

(78) Vittorio D. Porsche 911 Turbo

1	2:01.485	40.026	34.203	47.256
2	1:59.460	40.509	33.555	45.396
3	2:00.859	40.035	34.347	46.477





OKTANE TRACK DAY 2013.2

PRETO

AUTODROMO VELO CITTÀ 3,430 km

TREINO - PRETO

13/7/2013 11:00

Qualifying (45:00 Time) started at 11:10:17

Lap	Lap Tm	S1	S2	S3
4	1:57.875	40.175	33.393	44.307
5	1:56.488	39.176	33.364	43.948
6	3:07.147	1:01.567	1:03.987	1:01.593
7	1:59.552	40.616	33.831	45.105
8	1:57.402	39.922	33.182	44.298
9	1:56.684	39.143	33.212	44.329
10	3:11.895	1:01.165	1:07.202	1:03.528
11	1:58.340	39.394	33.475	45.471
12	1:20:48.943	53.363	45.230	54.316
13	2:03.293	42.405	34.972	45.916
14	1:57.858	39.654	33.741	44.463
15	1:58.333	40.622	33.583	44.128
16	9:18.055	52.438	32.913	44.194
17	1:56.168	38.123	33.592	44.453
18	1:54.675	38.794	32.736	43.145
19	1:55.001	38.504	32.881	43.616
20	3:45.502	1:04.028	1:08.850	1:32.624
21	3:15.680	1:19.576	1:04.391	51.713
22	1:55.225	38.542	33.157	43.526
23	1:57.634	38.621	33.942	45.071
24	1:55.105	38.532	33.000	43.573

(12) Danilo M. Porsche Carrera 4S PDK

1	1:56.067	38.871	33.308	43.888
2	7:28.567	40.820	35.881	44.182
3	1:56.272	38.888	33.514	43.870
4	1:57.235	39.803	33.989	43.443
5	3:22:48.993	41.507	39.796	47.073
6	1:56.608	39.344	33.345	43.919
7	5:08.946	39.779	33.380	44.166
8	1:56.379	38.711	33.766	43.902
9	1:56.391	39.081	33.456	43.854

(59) Eduardo R. Lancer Evolution X

1	2:03.322	43.494	35.946	43.882
2	1:59.011	39.593	33.670	45.748
3	1:57.593	39.426	33.128	45.039
4	1:56.553	38.772	33.686	44.095
5	2:30.844	44.501	45.133	1:01.210
6	3:03:16.215	51.936	36.915	46.394
7	1:57.106	39.637	33.694	43.775
8	1:56.402	39.442	33.466	43.494
9	1:56.068	39.020	33.046	44.002
10	1:56.418	39.184	32.828	44.406
11	2:04.804	38.665	32.824	53.315
12	2:20.942	46.362	39.705	54.875
13	1:56.111	38.812	33.084	44.215

(9) Caio A. Lancer Evolution X

1	2:12.942	48.207	36.837	47.898
2	2:09.892	42.881	36.586	50.425
3	2:05.815	43.501	36.721	45.593
4	2:01.977	41.084	34.537	46.356
5	2:42.293	52.742	47.881	1:01.670
6	2:51.511	54.373	1:00.477	56.661
7	2:03.094	40.224	35.361	47.509
8	1:59.790	39.680	34.590	45.520
9	2:32.536	42.659	43.812	1:06.065
10	1:16:11.125	53.852	35.721	45.170
11	2:03.448	40.017	38.070	45.361
12	1:58.093	39.814	34.414	43.865
13	2:23.137	46.522	43.990	52.625
14	1:57.214	39.032	33.845	44.337
15	2:10.202	41.519	34.816	53.867
16	2:30.677	53.035	44.741	52.901
17	1:56.267	38.478	33.882	43.907

Lap	Lap Tm	S1	S2	S3
18	1:57.256	39.230	34.204	43.822
19	6:24.159	47.518	38.482	50.788
20	2:05.409	42.756	36.514	46.139
21	1:58.141	39.525	34.487	44.129
22	2:35.907	51.273	46.626	58.008
23	2:05.507	39.733	34.426	51.348
24	2:35.127	53.137	48.765	53.225
25	1:58.278	39.232	34.309	44.737
26	1:59.195	40.024	34.489	44.682

(4) Alline D. Maserati Coupe

1	2:01.834	41.343	34.939	45.552
2	2:00.418	40.370	34.899	45.149
3	2:00.377	40.294	34.647	45.436
4	2:06.634	41.298	37.249	48.087
5	2:00.505	40.294	34.615	45.596
6	2:00.815	40.911	34.587	45.317
7	1:50:39.455	47.973	36.916	47.452
8	2:00.797	39.683	35.409	45.705
9	1:59.095	39.813	34.597	44.685
10	1:57.496	38.997	34.249	44.250
11	1:57.769	38.635	33.870	45.264
12	1:58.687	38.725	34.715	45.247
13	1:57.868	38.805	33.946	45.117
14	1:56.603	38.710	33.507	44.386
15	2:12.765	38.648	37.905	56.212

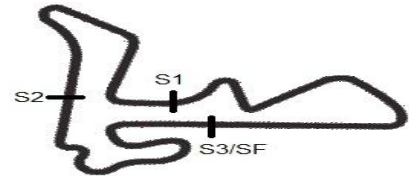
(15) Edesio N. Porsche 911

1	1:58.061	39.030	33.802	45.229
2	2:00.622	40.472	34.697	45.453
3	1:59.949	40.222	34.500	45.227
4	2:11.640	42.673	40.456	48.511
5	1:58.981	39.278	34.924	44.779
6	1:58.102	39.171	34.712	44.219
7	1:58.194	39.372	34.137	44.685
8	2:00.079	40.976	34.025	45.078
9	1:58.654	38.995	34.063	45.596
10	1:59.199	39.620	34.883	44.696
11	1:59.857	39.528	34.651	45.678
12	1:58.897	39.513	34.886	44.498
13	1:59.250	39.495	34.886	44.869
14	2:13.165	44.317	39.195	49.653
15	2:17.161	42.397	46.125	48.639
16	1:57.458	39.031	33.709	44.718
17	2:09.652	39.972	35.035	54.645
18	2:09.772	40.693	40.627	48.452
19	3:12:10.201	45.539	40.462	44.790
20	2:00.102	39.813	34.788	45.501
21	2:01.193	40.460	34.775	45.958
22	2:00.080	40.258	34.641	45.181

(64) Pedro S. Porsche 911 C2S

1	1:59.424	40.495	34.302	44.627
2	1:59.858	40.071	34.773	45.014
3	2:20.916	40.668	34.085	1:06.163
4	2:04.093	41.161	35.229	47.703
5	16:56.145	44.086	1:00.368	1:04.049
6	3:10.245	57.775	59.599	1:12.871
7	3:12.142	1:04.464	1:03.190	1:04.488
8	3:09.636	1:07.083	58.860	1:03.693
9	2:52.976	55.237	56.255	1:01.484
10	1:15:16.155	48.515	59.160	1:06.595
11	2:06.287	43.371	36.510	46.406
12	2:07.270	41.719	37.808	47.743
13	2:03.873	40.802	36.086	46.985
14	2:00.364	40.710	34.317	45.337





OKTANE TRACK DAY 2013.2

PRETO

AUTODROMO VELO CITTÁ 3,430 km

TREINO - PRETO

13/7/2013 11:00

Qualifying (45:00 Time) started at 11:10:17

Lap	Lap Tm	S1	S2	S3
15	2:25.401	44.092	44.205	57.104
16	2:40.464	52.909	47.794	59.761
17	1:59.482	40.485	34.644	44.353
18	2:35.952	49.917	47.009	59.026
19	1:10:47.183	56.096	36.828	47.227
20	1:59.132	40.606	33.564	44.962
21	1:59.039	40.401	34.499	44.139
22	1:58.950	40.239	34.240	44.471
23	1:57.674	40.120	33.333	44.221
24	2:25.531	39.286	43.340	1:02.905

Lap	Lap Tm	S1	S2	S3
-----	--------	----	----	----

(18) Eric F. Mercedes Benz SLS AMG

1	1:58.329	38.899	34.610	44.820
2	1:59.012	39.187	34.867	44.958
3	2:04.604	40.394	35.108	49.102
4	1:59.718	39.904	34.036	45.778
5	6:01.131	40.284	37.493	51.364
6	14:23.727	43.626	34.683	45.879
7	1:58.939	39.371	34.764	44.804
8	1:59.483	39.684	35.094	44.705
9	1:59.107	39.526	34.304	45.277
10	1:58.980	39.327	34.251	45.402
11	1:58.698	38.839	34.364	45.495

(26) Gustavo R. Porsche Boxster S

1	2:05.555	42.324	36.051	47.180
2	2:04.078	42.368	35.936	45.774
3	2:45.569	56.212	55.934	53.423
4	2:02.007	41.134	35.801	45.072
5	2:26.633	49.528	46.725	50.380
6	2:01.791	41.234	35.647	44.910
7	2:39.773	1:06.327	47.282	46.164
8	2:00.675	40.530	35.189	44.956
9	2:03.528	41.186	35.368	46.974
10	2:40.202	51.909	46.888	1:01.405
11	2:41.285	54.956	52.168	54.161
12	2:01.937	41.668	35.209	45.060
13	2:32.888	46.750	48.099	58.039

(69) Roberto M. Porsche GT3 RS

1	2:05.265	42.909	35.147	47.209
2	2:09.200	46.100	36.154	46.946
3	2:04.554	41.867	35.539	47.148
4	2:15.876	46.431	41.582	47.863
5	2:02.199	40.838	35.030	46.331

