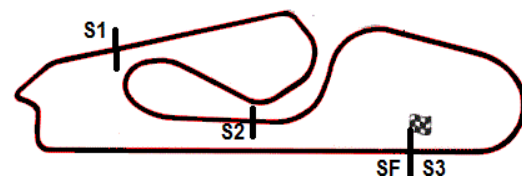

RACING ART 2013
TRACK DAY
AUT INT RAUL BOESEL 3,765 Km
QUALIFY
07/04/2013 14:00
Qualify

Lap	Time of Day	Lap Tm	S1 Tm	S2 Tm	S3 Tm	Lap	Time of Day	Lap Tm	S1 Tm	S2 Tm	S3 Tm
(8) LUIZ GUSTAVO/GILMAR LOEPPER											
1	14:33:23.723	1:50.799	34.379	43.105	33.315	5	14:55:51.577	25:55.230	26.429	47.905	24:40.896
2	14:35:04.201	1:40.478	25.430	40.135	34.913	6	14:57:52.197	2:00.620	43.069	43.225	34.326
3	15:38:38.579	1:03:34.378	25.021	12:03.390	51:05.967	7	14:59:33.107	1:40.910	25.422	41.693	33.795
4	15:40:44.159	2:05.580	40.940	48.252	36.388	8	15:01:18.904	1:45.797	26.211	42.858	36.728
5	15:42:29.063	1:44.904	28.335	43.423	33.146	9	15:03:06.979	1:48.075	26.613	42.749	38.713
6	15:45:56.417	3:27.354	27.439	43.200	2:16.715	10	15:05:04.489	1:57.510	26.175	49.769	41.566
7	15:51:30.222	5:33.805	31.798	41.165	4:20.842	11	15:51:27.269	46:22.780	27.778	55.369	44:59.633
8	15:53:23.788	1:53.566	32.903	48.164	32.499	12	15:53:28.093	2:00.824	35.486	51.299	34.039
9	15:55:00.351	1:36.563	24.203	39.251	33.109	13	15:55:07.153	1:39.060	24.482	40.966	33.612
10	15:56:36.995	1:36.644	24.717	39.364	32.563	14	15:56:46.238	1:39.085	25.190	39.797	34.098
11	15:58:14.395	1:37.400	24.575	39.625	33.200	15	15:58:26.193	1:39.955	25.343	40.909	33.703
12	15:59:49.669	1:35.274	24.597	39.088	31.589	16	16:00:08.739	1:42.546	25.317	43.089	34.140
13	16:01:50.372	2:00.703	27.289	57.210	36.204	17	16:01:49.440	1:40.701	25.237	42.167	33.297
14	16:03:28.145	1:37.773	24.616	39.305	33.852	18	16:51:13.214	49:23.774	25.263	42.184	48:16.327
15	16:05:04.827	1:36.682	24.013	40.305	32.364	19	16:53:04.375	1:51.161	35.229	41.928	34.004
16	16:21:07.278	16:02.451	24.953	44.017	14:53.481	20	16:54:50.519	1:46.144	27.830	43.278	35.036
17	16:22:57.459	1:50.181	34.283	42.473	33.425	21	16:56:36.381	1:45.862	27.960	44.120	33.782
18	16:24:31.448	1:33.989	23.931	38.799	31.259	22	16:58:20.729	1:44.348	26.071	43.803	34.474
19	16:26:06.146	1:34.698	24.013	39.693	30.992	23	17:00:02.609	1:41.880	26.297	42.048	33.535
20	16:27:38.165	1:32.019	23.507	37.918	30.594	24	17:01:43.789	1:41.180	25.914	41.493	33.773
21	16:29:14.088	1:35.923	23.681	40.280	31.962	25	17:03:27.941	1:44.152	25.784	42.950	35.418
22	16:36:33.631	7:19.543	26.173	48.150	6:05.220	26	17:05:09.523	1:41.582	25.599	42.383	33.600
23	16:38:25.165	1:51.534	32.466	46.437	32.631	27	17:06:51.948	1:42.425	25.740	42.675	34.010
24	16:39:56.617	1:31.452	23.245	37.955	30.252	28	17:08:37.023	1:45.075	26.135	43.409	35.531
25	16:41:29.134	1:32.517	22.838	37.852	31.827	(21) ALVARO RIBEIRO					
26	16:43:00.523	1:31.389	23.260	37.768	30.361	1	14:27:23.087	1:59.848	35.349	47.945	36.554
(11) MARCIO FRANZ											
1	14:17:44.680	1:52.268	-	-	32.853	2	14:29:07.301	1:44.214	27.217	43.649	33.348
2	14:19:25.593	1:40.913	24.292	40.910	35.711	3	14:30:50.152	1:42.851	26.241	43.483	33.127
3	14:21:02.532	1:36.939	24.333	40.212	32.394	4	14:32:33.211	1:43.059	26.086	42.587	34.386
4	14:22:55.599	1:53.067	29.563	51.222	32.282	5	15:01:59.288	29:26.077	30.027	53.799	28:02.251
5	14:24:32.056	1:36.457	24.014	40.690	31.753	6	15:04:07.405	2:08.117	41.367	49.878	36.872
6	14:26:33.910	2:01.854	27.365	53.871	40.618	7	15:06:04.364	1:56.959	32.963	49.545	34.451
7	14:28:11.184	1:37.274	24.833	40.735	31.706	8	15:07:47.667	1:43.303	25.996	43.222	34.085
8	14:29:47.041	1:35.857	23.693	40.775	31.389	9	15:09:31.737	1:44.070	26.098	44.083	33.889
9	14:31:22.641	1:35.600	23.914	40.190	31.496	10	15:36:31.661	26:59.924	33.624	1:13.436	25:12.864
10	14:52:07.671	20:45.030	26.806	45.707	19:32.517	11	15:38:30.726	1:59.065	39.049	46.557	33.459
11	14:54:27.981	2:20.310	36.290	59.164	44.856	12	15:40:13.035	1:42.309	25.846	42.588	33.875
12	14:56:04.647	1:36.666	24.536	40.410	31.720	13	15:41:57.889	1:44.854	26.156	44.851	33.847
13	14:57:42.010	1:37.363	24.355	41.347	31.661	14	15:43:40.241	1:42.352	26.533	42.800	33.019
14	14:59:34.421	1:52.411	24.065	46.730	41.616	15	15:45:22.034	1:41.793	26.218	42.693	32.882
15	15:01:19.133	1:44.712	27.072	41.221	36.419	16	15:56:08.595	10:46.561	30.132	56.178	9:20.251
16	15:32:34.448	31:15.315	29.306	1:24.366	29:21.643	17	15:58:34.651	2:26.056	51.096	1:01.291	33.669
17						18	16:00:14.743	1:40.092	25.552	41.897	32.643
18						19	16:02:00.530	1:45.787	25.984	42.677	37.126
19						20	16:03:42.696	1:42.166	26.235	42.802	33.129
20						21	16:05:44.565	2:01.869	30.530	56.931	34.408
21						22	16:07:31.802	1:47.237	25.945	44.666	36.626
22						23	16:09:23.087	1:51.285	29.353	45.989	35.943
23						24	16:11:04.734	1:41.647	25.832	42.737	33.078
24						25	16:12:46.707	1:41.973	26.291	42.630	33.052
(34) EDUARDO MACHADO											
1	14:50:51.664	1:52.547	35.395	42.482	34.670	(6) GUSTAVO CERQUEIRA					
2	14:52:31.752	1:40.088	25.559	-	-	1	14:25:34.422	1:55.980	35.582	45.183	35.215
3	14:54:10.894	1:39.142	25.045	-	-	2	14:27:21.614	1:47.192	26.781	44.073	36.338
4	14:55:50.223	1:39.329	24.554	41.527	33.248	3	15:35:06.831	1:07:45.217	26.534	46.499	1:06:32.184
5	15:28:13.572	32:23.349	28.557	1:11.342	30:43.450	4	15:36:59.982	1:53.151	35.306	43.465	34.380
6	15:30:19.172	2:05.600	38.122	52.986	34.492	5	15:38:43.622	1:43.640	26.051	43.503	34.086
7	15:31:55.521	1:36.349	24.430	-	-	6	15:40:26.522	1:42.900	25.833	43.377	33.690
8	15:58:21.353	26:25.832	30.615	1:10.395	24:44.822	7	15:42:10.669	1:44.147	26.188	44.198	33.761
9	16:00:07.610	1:46.257	32.091	41.312	32.854	8	15:43:57.959	1:47.290	26.383	44.023	36.884
10	16:01:46.983	1:39.373	24.244	42.957	32.172	9	15:45:48.343	1:50.384	25.938	43.656	40.790
11	16:03:24.012	1:37.029	23.977	41.212	31.840	10	16:21:48.572	36:00.229	38.289	1:10.101	34:11.839
12	16:05:00.295	1:36.283	24.220	40.146	31.917	11	16:23:40.495	1:51.923	33.613	43.602	34.708
(33) ALEX MORAIS											
1	14:24:53.257	1:56.308	36.042	44.291	35.975	12	16:25:22.927	1:42.432	25.687	42.677	34.068
2	14:26:36.988	1:43.731	26.139	43.811	33.781	13	16:27:05.714	1:42.787	25.574	43.168	34.045
3	14:28:16.669	1:39.681	25.319	41.907	32.455						
4	14:29:56.347	1:39.678	25.355	41.435	32.888						



RACING ART 2013

TRACK DAY

AUT INT RAUL BOESEL 3,765 Km

QUALIFY

07/04/2013 14:00

Qualify

Lap	Time of Day	Lap Tm	S1 Tm	S2 Tm	S3 Tm
14	16:28:49.143	1:43.429	26.659	42.426	34.344
15	16:30:32.081	1:42.938	25.941	43.001	33.996
16	16:32:14.568	1:42.487	26.072	42.737	33.678
17	16:33:55.899	1:41.331	25.696	42.188	33.447
18	16:35:39.261	1:43.362	26.040	43.285	34.037
19	16:39:49.827	4:10.566	31.391	1:02.879	2:36.296
20	16:41:50.315	2:00.488	37.165	47.824	35.499
21	16:43:33.555	1:43.240	25.518	42.379	35.343
22	16:45:15.821	1:42.266	<u>25.395</u>	42.417	34.454
23	16:46:57.613	1:41.792	25.752	42.158	33.882
24	16:48:38.794	1:41.181	25.526	<u>42.205</u>	33.450
25	16:50:20.099	1:41.305	25.462	<u>42.007</u>	33.836
26	16:52:02.128	1:42.029	25.871	42.628	33.530
27	16:53:44.316	1:42.188	25.628	43.247	33.313
28	16:55:26.059	1:41.743	25.822	-	-
29	16:57:07.454	1:41.395	25.544	42.432	33.419
30	16:58:48.542	<u>1:41.088</u>	25.549	42.259	<u>33.280</u>
31	17:00:30.482	1:41.940	26.235	42.407	33.298
32	17:02:12.091	1:41.609	25.750	42.183	33.676
33	17:04:07.475	1:55.384	26.005	44.236	45.143

Lap	Time of Day	Lap Tm	S1 Tm	S2 Tm	S3 Tm
2	14:27:16.918	1:48.029	26.594	45.427	36.008
3	14:29:05.676	1:48.758	28.764	44.511	35.483
4	14:55:57.227	26:51.551	26.965	44.788	25:39.798
5	14:57:56.564	1:59.337	38.844	45.059	35.434
6	14:59:42.564	1:46.000	27.726	43.364	34.910
7	15:01:29.477	1:46.913	26.375	43.206	37.332
8	15:32:46.008	31:16.531	26.228	43.801	30:06.502
9	15:34:48.109	2:02.101	42.676	44.503	34.922
10	15:36:32.615	1:44.506	26.442	43.493	34.571
11	15:38:18.204	1:45.589	26.240	44.618	34.731
12	15:40:02.273	1:44.069	25.773	43.448	34.848
13	16:03:40.170	23:37.897	27.625	45.454	22:24.818
14	16:05:36.011	1:55.841	34.730	45.915	35.196
15	16:07:19.728	1:43.717	25.899	43.202	34.616
16	16:09:19.908	2:00.180	25.914	49.086	45.180
17	16:37:12.745	27:52.837	33.141	52.315	26:27.381
18	16:39:07.096	1:54.351	36.180	43.422	34.749
19	16:40:50.098	<u>1:43.002</u>	25.845	42.939	<u>34.218</u>
20	16:42:33.734	1:43.636	25.893	43.103	34.640
21	16:44:17.421	1:43.687	26.391	<u>42.913</u>	34.383
22	16:55:52.604	11:35.183	29.486	1:00.585	10:05.112
23	16:57:53.949	2:01.345	41.943	44.720	34.682
24	16:59:37.862	1:43.913	<u>25.699</u>	43.446	34.768

(19) ALEXANDER HASIMOTO

1	15:21:36.898	2:14.523	39.784	50.286	44.453
2	15:23:32.675	1:55.777	27.372	48.497	39.908
3	15:25:31.643	1:58.968	32.075	48.537	38.356
4	15:27:23.142	1:51.499	27.581	46.291	37.627
5	15:29:10.340	1:47.198	26.462	44.171	36.565
6	15:57:07.789	27:57.449	26.274	44.150	26:47.025
7	15:59:10.831	2:03.042	35.529	47.915	39.598
8	16:01:01.113	1:50.282	26.589	46.937	36.756
9	16:02:45.843	1:44.730	<u>25.282</u>	43.937	35.511
10	16:04:28.136	1:42.293	<u>25.150</u>	43.230	33.913
11	16:06:21.698	1:53.562	26.971	44.380	42.211
12	16:08:05.829	1:44.131	26.826	43.036	34.269
13	16:09:47.599	<u>1:41.770</u>	25.570	<u>41.954</u>	34.246
14	16:11:59.665	2:12.066	26.509	44.844	1:00.713
15	16:39:57.811	27:58.146	43.174	1:11.977	26:02.995
16	16:41:49.648	1:51.837	32.779	43.830	35.228
17	16:43:32.993	1:43.345	25.726	42.386	35.233
18	16:50:07.406	6:34.413	28.987	58.730	5:06.696
19	16:51:58.373	1:50.967	34.210	42.805	33.952
20	16:53:41.270	1:42.897	25.529	42.932	34.436
21	16:55:23.550	1:42.280	25.450	42.998	<u>33.832</u>
22	16:57:05.707	1:42.157	25.677	42.553	33.927
23	16:58:50.563	1:44.856	25.300	42.816	36.740

(14) FERNANDO ADAD

1	14:22:43.014	2:11.952	39.420	53.056	39.476
2	14:24:29.669	1:46.655	27.707	44.586	34.362
3	14:26:12.810	<u>1:43.141</u>	25.975	<u>42.923</u>	34.243
4	14:27:59.662	1:46.852	27.183	44.908	34.761
5	14:35:36.784	7:37.122	28.343	48.932	6:19.847
6	14:37:28.744	1:51.960	33.879	44.064	34.017
7	14:39:32.488	2:03.744	26.649	1:01.704	35.391
8	14:52:01.035	12:28.547	27.058	1:11.172	10:50.317
9	14:53:59.005	1:57.970	37.989	46.187	33.794
10	14:55:42.545	1:43.540	26.173	-	-
11	14:57:27.138	1:44.593	26.149	43.686	34.758
12	14:59:15.602	1:48.464	26.926	45.942	35.596
13	15:06:50.707	7:35.105	28.140	51.860	6:15.105
14	15:08:44.238	1:53.531	34.195	44.068	35.268
15	15:19:46.939	11:02.701	<u>25.771</u>	52.088	9:44.842
16	15:21:38.559	1:51.620	33.861	44.084	33.675
17	15:23:23.827	1:45.268	26.494	44.939	33.835
18	15:25:07.576	1:43.749	25.773	44.325	<u>33.651</u>
19	15:34:16.690	9:09.114	29.040	50.752	7:49.322
20	15:36:08.247	1:51.557	33.364	44.132	34.061
21	15:37:52.813	1:44.566	27.028	43.731	33.807
22	15:39:36.319	1:43.506	26.418	43.337	33.751
23	16:27:28.274	47:51.955	28.334	59.735	46:23.886
24	16:29:27.468	1:59.194	37.030	46.033	36.131
25	16:31:15.886	1:48.418	27.436	45.721	35.261
26	16:37:01.204	5:45.318	28.797	47.439	4:29.082
27	16:38:55.895	1:54.691	33.773	45.264	35.654
28	16:40:45.076	1:49.181	28.268	45.338	35.575

(5) ESTEVAN WICZICK

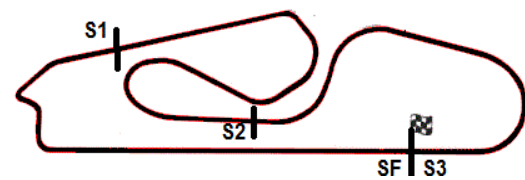
1	14:19:44.562	1:50.220	32.548	43.850	33.822
2	14:21:27.045	<u>1:42.483</u>	25.885	42.561	34.037
3	14:33:20.741	11:53.696	25.556	45.876	10:42.264
4	14:35:10.879	1:50.138	32.524	43.532	34.082
5	14:36:55.761	1:44.882	<u>25.383</u>	45.288	34.211
6	14:38:40.768	1:45.007	25.669	43.645	35.693
7	14:57:22.059	18:41.291	34.157	51.275	17:15.859
8	14:59:15.448	1:53.389	35.980	42.404	35.005
9	15:00:58.484	1:43.036	26.259	42.621	34.156
10	15:21:48.696	20:50.212	25.728	43.719	19:40.765
11	15:23:37.282	1:48.586	33.288	<u>41.855</u>	<u>33.443</u>
12	15:25:21.696	1:44.414	26.917	42.958	34.539
13	16:07:31.896	42:10.200	26.180	44.349	40:59.671
14	16:13:27.014	5:55.118	40.266	49.834	4:25.018
15	16:21:56.638	8:29.624	35.472	45.632	7:08.520
16	16:23:54.014	1:57.376	35.756	46.478	35.142

(1) FABIO BAGIO

1	14:26:48.709	2:11.537	39.607	47.843	44.087
2	14:28:36.542	1:47.833	27.547	45.164	35.122
3	14:30:22.661	1:46.119	26.345	44.322	35.452
4	14:32:08.363	1:45.702	26.037	44.724	34.941
5	14:33:53.565	1:45.202	26.069	43.927	35.206
6	15:17:35.414	43:41.849	33.383	57.963	42:10.503
7	15:19:47.243	2:11.829	35.618	59.136	37.075
8	15:21:32.863	1:45.620	26.725	43.851	35.044
9	15:23:18.693	1:45.830	26.212	44.824	34.794
10	15:37:38.704	14:20.011	57.720	1:33.167	11:49.124
11	15:39:34.273	1:55.569	34.734	45.581	35.254

(35) IVO

1	14:25:28.889	1:57.740	34.260	46.125	37.355
---	--------------	-----------------	--------	--------	--------



RACING ART 2013

TRACK DAY

AUT INT RAUL BOESEL 3,765 Km

QUALIFY

07/04/2013 14:00

Qualify

Lap	Time of Day	Lap Tm	S1 Tm	S2 Tm	S3 Tm
12	15:41:18.871	1:44.598	26.469	44.219	33.910
13	15:43:02.391	1:43.520	25.714	43.739	34.067
14	15:54:11.378	1:08.987	47.117	53.025	9:28.845
15	15:56:17.345	2:05.967	36.591	45.814	43.562
16	15:58:07.357	1:50.012	29.986	44.475	35.551
17	16:09:33.403	1:26.046	26.240	49.945	10:09.861
18	16:11:41.557	2:08.154	45.149	44.790	38.215
19	16:13:27.798	1:46.241	27.299	44.181	34.761
20	16:15:11.091	1:43.293	26.021	43.209	34.063
21	16:22:52.654	7:41.563	37.169	1:03.430	6:00.964
22	16:25:11.769	2:19.115	49.768	44.670	44.677
23	16:27:08.072	1:56.303	29.203	52.525	34.575
24	16:28:53.182	1:45.110	25.934	43.490	35.686
25	16:30:37.822	1:44.640	26.324	43.968	34.348
26	16:43:21.886	12:44.064	25.766	54.834	11:23.464
27	16:45:17.177	1:55.291	34.632	45.211	35.448
28	16:47:10.560	1:53.383	29.031	48.542	35.810
29	16:48:54.894	1:44.334	26.291	43.603	34.440
30	16:50:38.249	1:43.355	25.767	43.152	34.436
31	16:52:22.570	1:44.321	25.967	43.759	34.595
32	16:54:06.184	1:43.614	25.958	43.474	34.182
33	16:55:51.286	1:45.102	25.388	45.260	34.454
34	16:57:35.195	1:43.909	25.833	43.616	34.460
35	16:59:19.652	1:44.457	25.904	44.558	33.995
36	17:01:06.060	1:46.408	26.285	46.195	33.928

(3) ALEX CASTRO

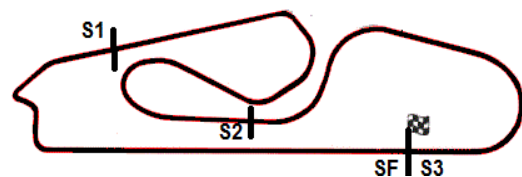
1	14:17:08.262	2:07.210	-	-	-
2	14:18:57.812	1:49.550	27.121	47.636	34.793
3	14:20:47.759	1:49.947	26.832	46.889	36.226
4	14:22:37.195	1:49.436	26.298	48.434	34.704
5	14:24:21.988	1:44.793	26.286	43.490	35.017
6	14:26:07.446	1:45.458	26.635	43.677	35.146
7	14:27:54.772	1:47.326	26.436	44.792	36.098
8	14:29:40.568	1:45.796	26.632	44.085	35.079
9	14:31:26.781	1:46.213	26.643	45.063	34.507
10	14:33:17.577	1:50.796	26.484	46.374	37.938
11	15:16:22.353	43:04.776	30.260	51.077	41:43.439
12	15:18:25.555	2:03.202	38.566	48.019	36.617
13	15:20:11.857	1:46.302	27.089	44.526	34.687
14	15:22:00.759	1:48.902	27.219	47.260	34.423
15	15:23:46.422	1:45.663	26.818	44.396	34.449
16	15:25:34.299	1:47.877	26.440	45.505	35.932
17	15:27:23.784	1:49.485	26.718	45.630	37.137
18	15:29:11.923	1:48.139	27.763	44.724	35.652
19	15:31:00.628	1:48.705	26.318	44.978	37.409
20	15:32:46.226	1:45.598	26.838	44.106	34.654
21	16:36:29.843	1:03:43.617	26.749	47.260	1:02:29.608
22	16:38:34.665	2:04.822	37.474	49.527	37.821
23	16:40:22.082	1:47.417	26.815	45.133	35.469
24	16:42:07.570	1:45.488	26.673	44.099	34.716
25	16:43:53.123	1:45.553	26.547	44.173	34.833
26	16:45:56.745	2:03.622	28.800	56.384	38.438
27	16:47:40.810	1:44.065	25.903	43.670	34.492
28	16:49:46.284	2:05.474	33.044	54.289	38.141
29	16:51:39.343	1:53.059	25.932	48.951	38.176
30	16:53:25.270	1:45.927	26.921	44.061	34.945
31	16:55:09.065	1:43.795	26.214	43.294	34.287
32	16:57:34.234	2:25.169	33.601	1:10.202	41.366
33	16:59:21.811	1:47.577	26.434	45.986	35.157
34	17:01:20.867	1:59.056	26.785	47.062	45.209
35	17:03:26.746	2:05.879	33.130	57.431	35.318
36	17:05:11.765	1:45.019	26.037	43.823	35.159
37	17:07:03.221	1:51.456	27.189	48.622	35.645
38	17:08:48.677	1:45.456	27.152	43.892	34.412
39	17:10:52.539	2:03.862	31.310	51.146	41.406

(7) MICHEL ARRATA

1	14:15:01.257	1:59.054	-	-	-
2	14:16:52.431	1:51.174	-	-	-
3	14:18:40.602	1:48.171	27.843	45.435	34.893
4	14:20:28.948	1:48.346	28.228	45.240	34.878
5	14:36:16.283	15:47.335	32.877	55.610	14:18.848
6	14:38:16.866	2:00.583	40.889	44.898	34.796
7	14:48:47.514	10:30.648	26.990	54.049	9:09.609
8	14:51:05.586	2:18.072	45.253	57.672	35.147
9	14:52:55.200	1:49.614	28.420	45.420	35.774
10	14:54:43.905	1:48.705	28.218	45.671	34.816
11	14:57:09.088	2:25.183	37.046	1:06.994	41.143
12	14:58:54.646	1:45.558	26.615	44.716	34.227
13	15:00:39.770	1:45.124	26.795	43.990	34.339
14	15:17:13.284	16:33.514	26.926	52.016	15:14.572
15	15:19:24.399	2:11.115	49.027	47.202	34.886
16	15:21:16.757	1:52.358	31.230	46.250	34.878
17	15:43:58.906	22:42.149	3:19.600	-	-
18	15:46:23.866	2:24.960	45.918	56.241	42.801
19	15:51:38.208	5:14.342	28.506	50.297	3:55.539
20	15:53:32.762	1:54.554	34.245	45.396	34.913
21	15:55:20.206	1:47.444	26.436	44.243	36.765
22	16:37:14.938	41:54.732	30.964	55.160	40:28.608
23	16:39:10.094	1:55.156	35.156	44.905	35.095
24	16:41:03.085	1:52.991	27.209	49.581	36.201
25	16:42:50.053	1:46.968	26.767	44.985	35.216
26	16:48:52.260	6:02.207	26.840	50.652	4:44.715
27	16:50:45.741	1:53.481	34.149	44.724	34.608
28	16:52:31.089	1:45.348	26.753	44.216	34.379
29	16:57:12.775	4:41.686	26.566	47.485	3:27.635
30	16:59:08.716	1:55.941	35.305	45.505	35.131
31	17:01:42.253	2:33.537	26.721	44.999	1:21.817
32	17:03:33.550	1:51.297	32.481	44.175	34.641
33	17:05:17.631	1:44.081	26.459	43.662	33.960
34	17:07:05.790	1:48.159	26.990	45.862	35.307

(27) FERNANDO MALETSKI

1	14:13:50.736	2:08.516	-	-	-
2	14:15:44.507	1:53.771	-	-	-
3	14:17:36.011	1:51.504	-	-	38.089
4	14:19:26.164	1:50.153	27.606	44.912	37.635
5	14:21:15.326	1:49.162	26.830	45.020	37.312
6	14:23:06.413	1:51.087	27.369	45.647	38.071
7	14:24:55.773	1:49.360	27.718	45.126	36.516
8	14:26:43.963	1:48.190	26.819	44.920	36.451
9	14:49:10.001	22:26.038	27.230	44.404	21:14.404
10	14:51:05.238	1:55.237	35.249	44.547	35.441
11	14:52:52.107	1:46.869	26.349	44.246	36.274
12	14:54:39.222	1:47.115	26.812	44.038	36.265
13	14:56:27.034	1:47.812	26.786	44.653	36.373
14	14:58:15.836	1:48.802	27.028	44.777	36.997
15	15:00:04.692	1:48.856	27.078	44.668	37.110
16	15:18:15.272	18:10.580	28.068	52.382	16:50.130
17	15:20:10.746	1:55.474	35.534	44.686	35.254
18	15:21:57.012	1:46.266	26.409	44.700	35.157
19	15:23:42.701	1:45.689	26.446	44.373	34.870
20	15:25:32.416	1:49.715	28.267	45.761	35.687
21	15:27:21.365	1:48.949	27.667	44.877	36.405
22	15:29:08.274	1:46.909	26.226	45.473	35.210
23	15:50:33.571	21:25.297	27.015	47.090	20:11.192
24	15:52:28.950	1:55.379	36.060	44.377	34.942
25	15:54:14.471	1:45.521	26.620	43.806	35.095
26	15:56:03.735	1:49.264	26.621	43.144	39.499
27	15:57:53.221	1:49.486	27.486	43.457	38.543
28	15:59:41.514	1:48.293	27.219	44.473	36.601



RACING ART 2013

TRACK DAY

AUT INT RAUL BOESEL 3,765 Km

QUALIFY

07/04/2013 14:00

Qualify

Lap	Time of Day	Lap Tm	S1 Tm	S2 Tm	S3 Tm	Lap	Time of Day	Lap Tm	S1 Tm	S2 Tm	S3 Tm
29	16:01:26.161	1:44.647	26.327	43.450	34.870	15	15:17:19.653	16:16.328	27.458	44.703	15:04.167
30	16:03:11.491	1:45.330	26.416	43.599	35.315	16	15:19:25.196	2:05.543	42.924	47.218	35.401
31	16:04:58.195	1:46.704	26.730	43.906	36.068	17	15:35:40.415	16:15.219	33.406	45.063	14:56.750
32	16:06:43.037	1:44.842	26.688	43.411	34.743	18	15:37:35.365	1:54.950	35.273	44.407	35.270
33	16:28:16.975	21:33.938	28.896	53.301	20:11.741	19	15:39:22.781	1:47.416	26.933	44.771	35.712
34	16:30:11.529	1:54.554	34.646	44.810	35.098	20	15:41:09.499	1:46.718	26.836	44.775	35.107
35	16:31:58.200	1:46.671	26.876	44.234	35.561	21	15:42:56.378	1:46.879	27.109	44.363	35.407
36	16:33:42.671	1:44.471	26.520	43.610	34.341	22	15:44:48.783	1:52.405	27.708	49.135	35.562
37	16:35:28.086	1:45.415	26.308	43.394	35.713	23	15:46:36.097	1:47.314	27.349	44.757	35.208
38	16:37:14.113	1:46.027	26.850	44.009	35.168	24	15:57:16.395	10:40.298	27.009	55.223	9:18.066
39	16:38:59.405	1:45.292	26.836	44.046	34.410	25	15:59:11.841	1:55.446	34.381	45.971	35.094
40	16:40:45.231	1:45.826	26.273	44.302	35.251	26	16:01:02.257	1:50.416	26.907	45.886	37.623
41	16:42:29.990	1:44.759	26.297	43.812	34.650	27	16:02:48.130	1:45.873	26.853	44.138	34.882
42	16:44:15.209	1:45.219	26.943	43.856	34.420	28	16:04:33.988	1:45.858	26.696	43.830	35.332

(15) RAFAEL POMBO

1	14:25:18.611	2:11.331	39.412	55.522	36.397
2	14:27:06.593	1:47.982	27.836	45.856	34.290
3	14:28:53.001	1:46.408	27.618	44.382	34.408
4	14:30:38.949	1:45.948	27.144	44.342	34.462
5	14:32:24.697	1:45.748	27.215	44.281	34.252
6	14:34:09.810	1:45.113	27.070	44.068	33.975
7	14:51:46.613	17:36.803	30.877	-	-
8	14:53:41.648	1:55.035	34.753	45.687	34.595
9	14:55:26.626	1:44.978	27.017	44.182	33.779
10	14:57:13.185	1:46.559	28.174	44.236	34.149
11	14:59:01.305	1:48.120	27.071	-	-
12	15:00:46.281	1:44.976	27.042	43.922	34.012
13	15:23:15.299	22:29.018	27.239	1:08.191	20:53.588
14	15:25:12.103	1:56.804	37.098	45.221	34.485
15	15:27:22.238	2:10.135	27.448	46.332	56.355
16	15:29:11.207	1:48.969	27.778	44.446	36.745
17	15:31:01.566	1:50.359	27.473	45.948	36.938
18	15:32:47.249	1:45.683	26.808	44.263	34.612
19	15:34:32.608	1:45.359	26.772	44.559	34.028
20	15:36:19.151	1:46.543	28.375	44.241	33.927
21	15:38:06.484	1:47.333	26.632	44.723	35.978
22	15:39:51.399	1:44.915	26.992	44.078	33.845
23	15:41:36.950	1:45.551	27.062	44.449	34.040
24	15:52:29.834	10:52.884	30.324	-	-
25	15:54:24.451	1:54.617	34.809	45.493	34.315
26	15:56:20.554	1:56.103	26.684	43.846	45.573
27	15:58:09.012	1:48.458	30.437	-	-
28	15:59:55.018	1:46.006	26.779	44.051	35.176
29	16:01:40.781	1:45.763	27.134	44.430	34.199
30	16:03:29.473	1:48.692	27.010	44.943	36.739
31	16:33:42.216	30:12.743	30.801	52.202	28:49.740
32	16:35:43.707	2:01.491	37.768	47.559	36.164
33	16:44:50.518	9:06.811	30.104	47.888	7:48.819
34	16:50:17.231	5:26.713	35.909	51.189	3:59.615

(13) MARCELO BARBOSA

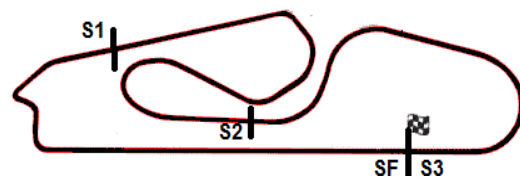
1	14:18:59.481	2:08.353	46.309	46.283	35.761
2	14:20:48.837	1:49.356	26.984	45.477	36.895
3	14:22:38.369	1:49.532	27.017	47.092	35.423
4	14:24:24.772	1:46.403	26.884	43.943	35.576
5	14:26:12.609	1:47.837	26.900	44.724	36.213
6	14:27:59.457	1:46.848	27.035	44.401	35.412
7	14:36:21.701	8:22.244	27.773	44.907	7:09.564
8	14:38:16.439	1:54.738	34.856	44.432	35.450
9	14:41:03.496	2:47.057	27.087	-	-
10	14:53:43.746	12:40.250	56.926	2:39.182	9:04.142
11	14:55:36.926	1:53.180	33.797	44.254	35.129
12	14:57:27.037	1:50.111	26.959	44.426	38.726
13	14:59:15.488	1:48.451	26.924	45.768	35.759
14	15:01:03.325	1:47.837	27.803	44.466	35.568

(12) RODRIGO SAUERESSIG

1	14:27:10.386	2:19.729	42.686	59.232	37.811
2	14:28:58.168	1:47.782	27.327	45.011	35.444
3	14:30:46.129	1:47.961	26.668	45.117	36.176
4	14:32:33.738	1:47.609	26.791	44.795	36.023
5	14:34:21.389	1:47.651	27.031	45.044	35.576
6	14:51:54.198	17:32.809	26.540	53.012	16:13.257
7	14:54:05.970	2:11.772	38.845	54.418	38.509
8	14:55:53.040	1:47.070	26.445	44.684	35.941
9	14:57:42.239	1:49.199	27.364	46.492	35.343
10	14:59:29.496	1:47.257	26.236	44.832	36.189
11	15:01:18.600	1:49.104	26.657	44.791	37.656
12	15:03:07.445	1:48.845	27.366	44.012	37.467
13	15:05:18.256	2:10.811	26.840	57.025	46.946
14	15:44:17.726	38:59.470	40.391	1:07.256	37:11.823
15	15:46:40.227	2:22.501	47.279	55.958	39.264
16	15:51:34.546	4:54.319	26.955	54.618	3:32.746
17	15:53:31.849	1:57.303	36.131	45.915	35.257
18	15:55:18.734	1:46.885	26.505	44.508	35.872
19	15:57:12.027	1:53.293	27.781	45.414	40.098
20	15:59:01.444	1:49.417	27.179	45.663	36.575
21	16:00:50.477	1:49.033	26.940	45.537	36.556
22	16:02:38.883	1:48.406	26.944	45.252	36.210
23	16:04:27.538	1:48.655	26.942	45.204	36.509
24	16:06:15.482	1:47.944	26.664	44.862	36.418
25	16:30:33.733	24:18.251	27.290	1:02.651	22:48.310
26	16:32:36.740	2:03.007	38.084	48.271	36.652
27	16:34:24.749	1:48.009	25.940	44.695	37.374

(20) VINICIUS TOZZO/CONRADO S

1	14:27:02.246	2:18.770	45.121	53.944	39.705
2	14:28:55.902	1:53.656	30.037	47.261	36.358
3	14:30:47.902	1:52.000	28.302	47.341	36.357
4	14:51:56.374	21:08.472	28.087	48.020	19:52.365
5	14:54:02.614	2:06.240	38.403	51.462	36.375
6	14:55:51.492	1:48.878	28.218	45.383	35.277
7	14:57:41.725	1:50.233	27.678	47.256	35.299
8	15:07:56.845	10:15.120	29.339	51.450	8:54.331
9	15:16:35.394	8:38.549	42.545	48.064	7:07.940



RACING ART 2013

TRACK DAY

AUT INT RAUL BOESEL 3,765 Km

QUALIFY

07/04/2013 14:00

Qualify

Lap	Time of Day	Lap Tm	S1 Tm	S2 Tm	S3 Tm	Lap	Time of Day	Lap Tm	S1 Tm	S2 Tm	S3 Tm
10	15:19:00.396	2:25.002	51.674	57.107	36.221	36	16:42:58.452	1:47.511	27.325	45.288	34.898
11	15:21:53.394	2:52.998	-	-	36.723	37	16:44:45.936	1:47.484	27.475	45.388	34.621
12	15:23:41.307	1:47.913	27.966	45.325	34.622	38	16:46:33.669	1:47.733	27.493	45.649	34.591
13	15:25:36.301	1:54.994	29.342	50.693	34.959	39	16:48:20.824	1:47.155	27.511	44.949	34.695
14	15:27:37.671	2:01.370	27.076	55.244	39.050	40	16:50:08.814	1:47.990	27.849	45.538	34.603
15	15:29:24.770	1:47.099	28.018	44.648	34.433	41	16:51:57.075	1:48.261	27.845	45.413	35.003
16	15:44:12.481	14:47.711	33.256	54.605	13:19.850	42	16:53:46.373	1:49.298	28.306	46.096	34.896
17	15:57:35.258	13:22.777	38.317	52.597	11:51.863	43	16:55:35.238	1:48.865	27.828	45.964	35.073
18	15:59:41.266	2:06.008	37.954	49.639	38.415	44	17:00:03.543	4:28.305	27.805	47.495	3:13.005
19	16:01:32.613	1:51.347	28.872	45.904	36.571	45	17:01:59.581	1:56.038	33.901	47.429	34.708
20	16:03:22.381	1:49.768	27.926	45.851	35.991						
21	16:05:11.015	1:48.634	27.811	44.949	35.874						
22	16:06:59.488	1:48.473	27.322	45.509	35.642						
23	16:08:47.027	1:47.539	27.886	44.757	34.896						
24	16:10:34.023	1:46.996	27.303	44.748	34.945						
25	16:12:22.938	1:48.915	27.412	45.374	36.129						
26	16:14:12.026	1:49.088	27.423	45.185	36.480						
27	16:26:32.957	12:20.931	32.215	58.667	10:50.049						
28	16:29:05.194	2:32.237	1:00.069	54.570	37.598						
29	16:30:55.927	1:50.733	28.182	46.151	36.400						
30	16:32:47.083	1:51.156	27.916	46.593	36.647						
31	16:54:05.409	21:18.326	27.967	44.621	20:05.738						
32	16:56:16.414	2:11.005	41.141	51.895	37.969						
33	16:58:06.453	1:50.039	28.629	45.623	35.787						
34	16:59:57.719	1:51.266	27.926	47.914	35.426						
35	17:01:45.418	1:47.699	27.629	44.864	35.206						
36	17:03:33.317	1:47.899	27.340	44.917	35.642						
37	17:05:20.476	1:47.159	28.016	44.492	34.651						
38	17:07:07.384	1:46.908	27.235	44.780	34.893						

(4) RUI SANTANA

1	14:53:11.556	13:46.727	43.473	1:19.302	11:43.952
2	14:55:25.789	2:14.233	43.249	52.135	38.849
3	15:09:10.853	13:45.064	31.250	50.614	12:23.200
4	15:16:49.388	7:38.535	53.364	1:12.929	5:32.242
5	15:19:03.121	2:13.733	43.561	53.855	36.317
6	15:21:01.096	1:57.975	27.928	53.163	36.884
7	15:22:56.282	1:55.186	28.057	49.194	37.935
8	15:24:48.355	1:52.073	27.969	45.799	38.305
9	15:27:09.543	2:21.188	27.524	58.095	55.569
10	15:28:57.370	1:47.827	27.493	45.466	34.868
11	15:38:49.889	9:52.519	28.546	47.942	8:36.031
12	15:40:59.600	2:09.711	38.907	52.427	38.377
13	15:42:48.594	1:48.994	27.293	45.901	35.800
14	15:44:36.544	1:47.950	27.592	45.574	34.784
15	15:46:24.873	1:48.329	27.980	45.371	34.978
16	16:18:56.206	32:31.333	33.158	1:04.772	30:53.403
17	16:21:05.929	2:09.723	42.416	50.293	37.014
18	16:22:57.863	1:51.934	28.480	46.577	36.877
19	16:28:26.809	5:28.946	27.894	48.092	4:12.960
20	16:30:32.009	2:05.200	42.209	47.868	35.123
21	16:32:20.423	1:48.414	27.713	45.958	34.743
22	16:34:07.646	1:47.223	27.155	45.261	34.807
23	16:35:59.061	1:51.415	27.562	48.549	35.304
24	16:37:56.340	1:57.279	28.291	49.740	39.248
25	16:39:44.960	1:48.620	27.732	45.759	35.129

(36) PAULO/LUIZ FERNANDO

1	14:25:29.105	2:09.023	41.559	49.227	38.237
2	14:27:21.794	1:52.689	28.650	46.780	37.259
3	14:29:13.788	1:51.994	28.334	46.954	36.706
4	14:31:02.356	1:48.568	27.644	-	-
5	14:32:50.432	1:48.076	27.367	44.951	35.758
6	15:00:56.779	28:06.347	32.600	1:03.022	26:30.725
7	15:02:54.645	1:57.866	35.649	45.584	36.633
8	15:04:42.839	1:48.194	27.739	-	-
9	15:06:30.439	1:47.600	27.149	44.637	35.814
10	15:08:18.358	1:47.919	27.413	44.514	35.992
11	15:34:24.431	26:06.073	27.164	45.191	24:53.718
12	15:36:30.483	2:06.052	36.440	50.265	39.347
13	15:38:21.250	1:50.767	27.403	46.668	36.696
14	15:40:11.144	1:49.894	27.667	45.539	36.688
15	15:42:00.963	1:49.819	27.778	45.411	36.630
16	15:59:14.788	17:13.825	35.490	1:01.984	15:36.351
17	16:01:18.711	2:03.923	36.972	48.077	38.874
18	16:03:15.225	1:56.514	28.276	-	-
19	16:05:08.396	1:53.171	27.716	48.261	37.194
20	16:07:02.139	1:53.743	28.044	48.472	37.227
21	16:08:56.664	1:54.525	28.387	47.561	38.577
22	16:10:49.935	1:53.271	29.185	46.413	37.673
23	16:12:43.507	1:53.572	28.269	47.323	37.980
24	16:39:53.690	27:10.183	28.062	47.693	25:54.428
25	16:41:49.979	1:56.289	34.708	45.324	36.257
26	16:43:38.223	1:48.244	27.602	44.562	36.080
27	16:45:26.191	1:47.968	27.521	-	-

RACING ART 2013

TRACK DAY

AUT INT RAUL BOESEL 3,765 Km

QUALIFY

07/04/2013 14:00

Qualify

Lap	Time of Day	Lap Tm	S1 Tm	S2 Tm	S3 Tm
28	16:47:14.246	1:48.055	27.462	44.973	35.620
29	16:49:31.654	2:17.408	31.272	1:00.139	45.997
30	16:51:19.149	1:47.495	27.660	44.583	35.252
31	16:53:06.412	1:47.263	27.142	44.263	35.858
32	16:54:53.648	1:47.236	27.294	44.600	35.342
33	16:57:18.552	2:24.904	34.246	1:02.784	47.874
34	16:59:10.081	1:51.529	31.089	44.958	35.482
35	17:00:57.890	1:47.809	27.409	44.831	35.569

Lap	Time of Day	Lap Tm	S1 Tm	S2 Tm	S3 Tm
19	16:01:36.427	1:50.426	28.025	45.860	36.541
20	16:11:44.645	10:08.218	28.424	48.367	8:51.427
21	16:18:28.459	6:43.814	-	-	-

(22) FERNANDO VILAS BOAS

Lap	Time of Day	Lap Tm	S1 Tm	S2 Tm	S3 Tm
1	15:19:28.147	1:58.420	35.221	46.736	36.463
2	15:21:20.952	1:52.805	28.912	46.555	37.338
3	15:36:42.736	15:21.784	34.087	47.341	14:00.356
4	15:38:43.217	2:00.481	38.121	46.380	35.980
5	15:40:36.348	1:53.131	28.414	48.877	35.840
6	15:42:26.539	1:50.191	27.809	46.495	35.887
7	15:44:17.116	1:50.577	27.625	46.375	36.577
8	15:56:46.909	12:29.793	28.642	47.075	11:14.076
9	15:58:45.082	1:58.173	35.992	46.068	36.113
10	16:00:35.528	1:50.446	27.971	-	-
11	16:02:26.349	1:50.821	28.470	46.189	36.162
12	16:06:24.957	3:58.608	28.361	48.941	2:41.306
13	16:08:23.482	1:58.525	36.791	45.123	36.611
14	16:10:13.488	1:50.006	28.182	-	-
15	16:12:06.805	1:53.317	28.149	49.136	36.032
16	16:13:56.087	1:49.282	28.105	45.600	35.577
17	16:19:26.841	5:30.754	28.090	46.914	4:15.750
18	16:21:22.259	1:55.418	34.339	45.470	35.609
19	16:23:12.567	1:50.308	28.104	46.428	35.776
20	16:25:04.809	1:52.242	27.770	45.506	38.966
21	16:26:55.283	1:50.474	28.015	45.581	36.878
22	16:28:43.757	1:48.474	27.527	45.489	35.458
23	16:30:33.903	1:50.146	27.963	46.558	35.625
24	16:42:52.453	12:18.550	27.907	45.133	11:05.510
25	16:44:53.277	2:00.824	38.633	45.975	36.216
26	16:46:43.340	1:50.063	28.127	45.943	35.993
27	16:48:32.448	1:49.108	28.286	45.481	35.341
28	16:50:20.415	1:47.967	27.569	44.911	35.487
29	16:53:59.520	3:39.105	27.418	46.766	2:24.921
30	16:56:00.411	2:00.891	36.706	48.501	35.684
31	16:57:54.207	1:53.796	28.410	49.751	35.635
32	16:59:43.699	1:49.492	27.655	44.806	37.031
33	17:01:35.099	1:51.400	27.398	46.881	37.121
34	17:03:26.163	1:51.064	28.376	46.190	36.498
35	17:05:16.617	1:50.454	29.711	45.377	35.366
36	17:07:05.647	1:49.030	27.725	45.901	35.404

(18) GUILHERME ROCHA

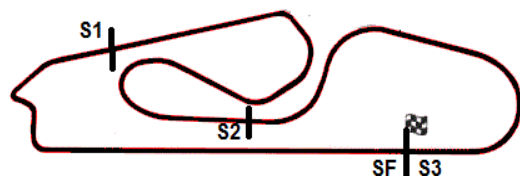
Lap	Time of Day	Lap Tm	S1 Tm	S2 Tm	S3 Tm
1	14:51:01.665	2:20.761	44.212	54.237	42.312
2	14:52:54.980	1:53.315	31.521	45.910	35.884
3	14:54:45.564	1:50.584	28.073	46.385	36.126
4	14:56:38.438	1:52.874	28.464	48.034	36.376
5	14:58:28.802	1:50.364	28.125	46.035	36.204
6	15:00:22.862	1:54.060	28.244	46.105	39.711
7	15:06:45.727	6:22.865	28.213	45.943	5:08.709
8	15:08:44.412	1:58.685	35.920	46.578	36.187
9	15:28:49.918	20:05.506	28.209	50.644	18:46.653
10	15:30:47.314	1:57.396	35.546	45.973	35.877
11	15:32:36.810	1:49.496	27.780	45.628	36.088
12	15:36:11.327	3:34.517	27.780	45.715	2:21.022
13	15:38:11.596	2:00.269	38.260	45.677	36.332
14	15:40:01.057	1:49.461	27.625	45.507	36.329
15	15:41:55.880	1:54.823	28.677	49.684	36.462
16	15:55:42.901	13:47.021	28.267	54.385	12:24.369
17	15:57:51.563	2:08.662	39.891	48.086	40.685
18	15:59:46.001	1:54.438	28.453	48.904	37.081

(31) ROMEU CAMARGO

Lap	Time of Day	Lap Tm	S1 Tm	S2 Tm	S3 Tm
1	14:18:06.172	4:29.771	2:59.635	51.795	38.341
2	14:20:01.551	1:55.379	29.117	48.670	37.592
3	14:59:53.509	39:51.958	28.774	49.365	38:33.819
4	15:02:07.363	2:13.854	46.410	49.134	38.310
5	15:04:03.324	1:55.961	28.755	48.967	38.239
6	15:06:04.913	2:01.589	28.936	48.608	44.045
7	15:08:21.618	2:16.705	33.207	59.863	43.635
8	15:17:42.326	9:20.708	28.642	47.527	8:04.539
9	15:19:50.913	2:08.587	39.644	49.976	38.967
10	15:21:46.580	1:55.667	28.770	49.500	37.397
11	15:23:40.214	1:53.634	28.507	47.271	37.856
12	15:25:34.469	1:54.255	28.823	48.018	37.414
13	15:27:27.117	1:52.648	28.445	47.403	36.800
14	15:29:19.894	1:52.777	28.680	47.294	36.803
15	15:31:11.916	1:52.022	28.281	46.980	36.761
16	16:26:06.942	54:55.026	29.731	59.505	53:25.790
17	16:28:32.326	2:25.384	55.497	52.643	37.244
18	16:30:23.743	1:51.417	28.429	46.665	36.323
19	16:32:14.201	1:50.458	27.944	46.413	36.101
20	16:34:04.746	1:50.545	28.098	46.339	36.108
21	16:36:05.195	2:00.449	29.770	51.050	39.629

(25) LEANDRO KLEINE

Lap	Time of Day	Lap Tm	S1 Tm	S2 Tm	S3 Tm
1	14:49:34.453	11:05.205	40.952	49.223	9:35.030
2	14:51:48.385	2:13.932	39.681	56.585	37.666
3	14:53:44.206	1:55.821	29.659	49.656	36.506
4	14:55:38.961	1:54.755	29.651	48.037	37.067
5	14:57:33.251	1:54.290	29.072	48.172	37.046
6	15:05:08.860	7:35.609	29.298	49.320	6:16.991
7	15:07:22.162	2:13.302	44.546	50.800	37.956
8	15:09:18.736	1:56.574	30.380	48.730	37.464
9	15:16:41.558	7:22.822	30.169	1:06.276	5:46.377
10	15:18:54.130	2:12.572	45.313	49.508	37.751
11	15:20:50.091	1:55.961	29.668	48.560	37.733
12	15:22:46.191	1:56.100	29.825	48.530	37.745
13	15:24:46.257	2:00.066	30.772	50.595	38.699
14	15:27:13.772	2:27.515	29.215	59.595	58.705
15	16:01:53.562	34:39.790	29.635	51.612	33:18.543
16	16:04:00.164	2:06.602	40.009	48.832	37.761
17	16:05:56.009	1:55.845	30.943	47.987	36.915
18	16:07:49.592	1:53.583	29.031	47.911	36.641
19	16:09:45.465	1:55.873	29.495	47.567	38.811
20	16:19:04.493	9:19.028	28.840	48.319	8:01.869
21	16:21:13.063	2:08.570	39.896	51.981	36.693
22	16:23:07.103	1:54.040	28.824	48.322	36.894
23	16:25:00.781	1:53.678	29.565	47.284	36.829
24	16:26:55.588	1:54.807	29.401	47.713	37.693
25	16:28:53.489	1:57.901	30.088	49.327	38.486
26	16:30:46.657	1:53.168	28.663	47.766	36.739
27	16:32:40.292	1:53.635	29.095	47.417	37.123
28	16:41:15.120	8:34.828	30.260	48.663	7:15.905
29	16:43:22.517	2:07.397	42.225	48.240	36.932
30	16:45:16.804	1:54.287	29.661	48.062	36.564
31	16:47:11.028	1:54.224	29.637	47.853	36.734
32	16:49:04.549	1:53.521	28.725	47.822	36.974
33	16:52:33.557	3:29.008	29.808	50.749	2:08.451
34	16:54:37.647	2:04.090	39.502	47.797	36.791
35	16:56:31.939	1:54.292	29.277	48.108	36.907
36	16:58:26.635	1:54.696	29.027	48.924	36.745
37	17:05:32.433	7:05.798	33.784	56.944	5:35.070
38	17:07:32.970	2:00.537	36.088	47.783	36.666



RACING ART 2013

TRACK DAY

QUALIFY

Qualify

AUT INT RAUL BOESEL 3,765 Km

07/04/2013 14:00

Lap	Time of Day	Lap Tm	S1 Tm	S2 Tm	S3 Tm
39	17:09:26.668	1:53.698	29.366	47.847	36.485

(10) THIAGO/BRUNO MANCIA

1	14:14:40.121	2:22.098	-	-	-
2	14:16:38.193	1:58.072	-	-	-
3	14:18:34.633	1:56.440	29.517	48.747	38.176
4	14:20:48.233	2:13.600	46.827	48.994	37.779
5	14:22:45.417	1:57.184	30.265	48.975	37.944
6	14:24:43.630	1:58.213	31.219	48.555	38.439
7	14:26:38.941	1:55.311	29.863	47.948	37.500
8	14:28:35.735	1:56.794	31.085	47.994	37.715
9	14:30:50.187	2:14.452	31.901	54.722	47.829
10	14:55:27.068	24:36.881	32.940	53.445	23:10.496
11	14:57:56.261	2:29.193	49.091	59.687	40.415
12	14:59:55.411	1:59.150	30.696	49.488	38.966
13	15:01:54.367	1:58.956	30.006	49.425	39.525
14	15:03:52.461	1:58.094	29.810	49.427	38.857
15	15:05:50.283	1:57.822	29.889	49.607	38.326
16	15:07:47.761	1:57.478	29.678	49.206	38.594
17	15:09:45.651	1:57.890	29.972	48.527	39.391
18	15:34:34.360	24:48.709	38.029	1:13.192	22:57.488
19	15:36:59.101	2:24.741	52.733	53.768	38.240
20	15:38:53.935	1:54.834	29.529	48.304	37.001
21	15:40:49.154	1:55.219	29.064	48.555	37.600
22	15:42:48.944	1:59.790	32.659	49.241	37.890
23	15:44:58.687	2:09.743	32.377	53.929	43.437
24	15:46:54.592	1:55.905	29.468	48.476	37.961
25	15:52:04.065	5:09.473	33.879	1:03.327	3:32.267
26	15:54:27.592	2:23.527	43.435	58.625	41.467
27	15:56:23.183	1:55.591	29.111	47.822	38.658
28	15:58:18.421	1:55.238	29.982	47.569	37.687
29	16:00:14.067	1:55.646	29.586	48.546	37.514
30	16:02:07.533	1:53.466	29.006	46.995	37.465
31	16:04:02.782	1:55.249	29.965	47.389	37.895
32	16:06:03.014	2:00.232	31.903	50.804	37.525
33	16:08:02.279	1:59.265	30.622	51.201	37.442
34	16:09:55.487	1:53.208	28.912	47.189	37.107
35	16:11:50.147	1:54.660	29.631	46.915	38.114
36	16:25:25.205	13:35.058	29.662	47.162	12:18.234

Lap	Time of Day	Lap Tm	S1 Tm	S2 Tm	S3 Tm
26	16:26:55.089	1:58.265	30.007	49.381	38.877
27	16:28:53.658	1:58.569	29.792	49.529	39.248
28	16:30:52.938	1:59.280	30.095	49.710	39.475
29	16:32:52.095	1:59.157	30.110	50.104	38.943

(32) FABIO CALARGA

1	16:29:59.102	2:13.940	39.117	54.283	40.540
2	16:32:01.325	2:02.223	31.019	51.303	39.901
3	16:34:03.378	2:02.053	30.333	50.995	40.725
4	16:36:05.455	2:02.077	30.682	50.472	40.923
5	16:38:06.185	2:00.730	30.182	51.178	39.370
6	16:52:36.178	14:29.993	31.346	55.994	13:02.653
7	16:54:45.423	2:09.245	38.819	51.193	39.233
8	16:56:46.048	2:00.625	30.098	51.203	39.324
9	16:58:44.612	1:58.564	29.853	49.921	38.790

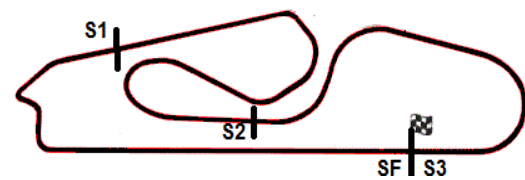
(28) FERNANDO LACERDA

1	14:52:02.419	2:34.654	43.592	1:00.938	50.124
2	14:54:29.585	2:27.166	36.943	1:01.271	48.952
3	14:56:50.881	2:21.296	33.906	59.373	48.017
4	14:59:08.896	2:18.015	33.130	57.721	47.164
5	15:01:28.635	2:19.739	33.545	59.107	47.087
6	15:09:15.724	7:47.089	33.081	1:00.754	6:13.254
7	15:20:05.853	10:50.129	56.745	1:18.705	8:34.679
8	15:22:33.370	2:27.517	42.951	59.073	45.493
9	15:24:53.543	2:20.173	36.319	57.998	45.856
10	15:27:22.658	2:29.115	32.896	58.029	58.190
11	15:29:34.637	2:11.979	33.098	55.353	43.528
12	15:31:45.658	2:11.021	32.158	55.196	43.667
13	15:33:52.717	2:07.059	31.670	51.669	43.720
14	15:36:04.083	2:11.366	32.093	55.229	44.044
15	15:38:11.091	2:07.008	31.640	52.336	43.032
16	15:40:18.319	2:07.228	31.856	52.127	43.245
17	15:42:25.163	2:06.844	30.940	52.659	43.245
18	15:55:21.278	12:56.115	31.922	52.619	11:31.574
19	15:57:44.749	2:23.471	42.570	54.964	45.937
20	15:59:56.332	2:11.583	32.569	55.515	43.499
21	16:05:21.347	5:25.015	31.748	-	-
22	16:07:38.591	2:17.244	40.846	54.464	41.934
23	16:09:45.352	2:06.761	31.127	51.765	43.869
24	16:28:44.256	18:58.904	32.502	52.963	17:33.439
25	16:30:55.964	2:11.708	41.962	50.530	39.216
26	16:32:58.072	2:02.108	30.736	50.451	40.921
27	16:39:25.414	6:27.342	30.584	53.497	5:03.261
28	16:41:35.397	2:09.983	38.796	50.345	40.842
29	16:43:38.075	2:02.678	30.713	49.735	42.230
30	16:45:38.581	2:00.506	30.465	49.670	40.371
31	16:47:38.145	1:59.564	30.388	49.330	39.846
32	16:49:38.687	2:00.542	30.533	49.552	40.457
33	16:51:40.363	2:01.676	30.683	50.359	40.634
34	16:53:39.237	1:58.874	30.141	49.342	39.391
35	16:55:41.693	2:02.456	31.053	50.230	41.173
36	16:57:43.643	2:01.950	30.335	50.724	40.891
37	16:59:44.290	2:00.647	30.295	50.010	40.342

(2) DIEGO BENOSKI

1	14:23:07.747	2:22.136	43.894	55.823	42.419
2	14:25:11.346	2:03.599	32.338	51.369	39.892
3	14:27:14.528	2:03.182	31.298	50.902	40.982
4	14:29:16.958	2:02.430	31.186	-	-
5	14:31:17.739	2:00.781	30.900	50.742	39.139
6	14:51:32.750	20:15.011	31.126	52.728	18:51.157
7	14:53:47.759	2:15.009	42.544	52.848	39.617
8	14:55:50.594	2:02.835	32.367	51.405	39.063
9	14:57:53.821	2:03.227	31.820	-	-
10	14:59:53.987	2:00.166	30.475	50.606	39.085





RACING ART 2013

TRACK DAY

AUT INT RAUL BOESEL 3,765 Km

QUALIFY

07/04/2013 14:00

Qualify

Lap	Time of Day	Lap Tm	S1 Tm	S2 Tm	S3 Tm
11	15:01:55.787	2:01.800	30.351	50.353	41.096
12	15:03:58.266	2:02.479	30.813	50.945	40.721
13	15:05:59.587	2:01.321	30.718	50.687	39.916
14	15:07:59.120	1:59.533	30.263	50.436	38.834
15	15:50:43.059	42:43.939	34.447	-	-
16	15:52:56.860	2:13.801	43.055	51.491	39.255
17	15:55:13.337	2:16.477	30.926	50.742	54.809
18	15:57:23.122	2:09.785	33.227	51.114	45.444
19	15:59:27.238	2:04.116	32.294	-	-
20	16:01:31.505	2:04.267	32.680	-	-
21	16:03:37.321	2:05.816	31.676	53.743	40.397
22	16:05:37.581	2:00.260	31.136	50.433	38.691
23	16:07:39.521	2:01.940	30.869	51.067	40.004

Lap	Time of Day	Lap Tm	S1 Tm	S2 Tm	S3 Tm
-----	-------------	--------	-------	-------	-------

(23) GUILHERME PIZAIA

1	14:15:02.280	2:19.256	-	-	-
2	14:17:09.317	2:07.037	-	-	-
3	14:32:43.086	15:33.769	32.125	55.585	14:06.059
4	14:34:59.150	2:16.064	41.140	53.126	41.798
5	14:37:03.964	2:04.814	31.218	52.507	41.089
6	14:56:02.759	18:58.795	31.362	53.164	17:34.269
7	14:58:18.869	2:16.110	41.163	53.303	41.644
8	15:00:23.526	2:04.657	31.895	51.707	41.055
9	15:02:28.182	2:04.656	31.335	51.867	41.454
10	15:17:50.104	15:21.922	33.475	1:00.554	13:47.893
11	15:20:05.567	2:15.463	41.269	52.939	41.255
12	15:22:07.195	2:01.628	31.069	50.740	39.819
13	15:24:10.098	2:02.903	31.241	51.093	40.569
14	15:27:25.434	3:15.336	32.394	-	-
15	15:29:37.136	2:11.702	40.314	51.073	40.315
16	15:31:46.114	2:08.978	31.611	54.251	43.116
17	15:50:48.440	19:02.326	32.106	52.167	17:38.053
18	15:52:58.241	2:09.801	39.103	51.229	39.469
19	15:55:05.029	2:06.788	30.740	50.414	45.634
20	15:57:13.244	2:08.215	33.418	50.932	43.865
21	16:19:01.740	21:48.496	33.665	52.742	20:22.089
22	16:21:17.933	2:16.193	42.135	53.196	40.862
23	16:23:22.335	2:04.402	32.128	51.718	40.556
24	16:25:27.341	2:05.006	31.466	51.185	42.355
25	16:27:30.994	2:03.653	31.417	51.653	40.583
26	16:29:34.844	2:03.850	31.155	52.410	40.285
27	16:51:42.753	22:07.909	32.695	52.060	20:43.154
28	16:53:55.525	2:12.772	40.038	52.323	40.411
29	16:55:56.894	2:01.369	31.260	50.511	39.598
30	16:58:01.108	2:04.214	30.564	52.099	41.551
31	17:00:02.932	2:01.824	31.002	50.561	40.261
32	17:02:07.457	2:04.525	30.769	53.223	40.533
33	17:04:10.390	2:02.933	30.817	51.287	40.829
34	17:06:34.643	2:24.253	37.178	1:04.035	43.040