

## VELOCIDADE NO ASFALTO 2013

MARCAS

AUTODROMO ZILMAR BEUX CASCAVEL 3,058 km

1a BATERIA - MARCAS

21/09/2013 15:40

Race (30:00 and 1 Laps) started at 16:13:10

Lap	Lap Tm	S1	S2	S3
<b>(0) LEANDRO ZANDONA</b>				
1	1:28.243	23.700	46.672	17.871
2	1:32.428	20.895	45.912	25.621
3	2:36.335	31.656	1:25.751	38.928
4	2:40.156	39.325	1:26.431	34.400
5	1:24.912	21.501	45.964	17.447
6	1:23.209	20.357	45.698	17.154
7	1:22.676	19.885	45.429	17.362
8	1:22.399	19.719	45.445	17.235
9	1:21.789	19.625	45.174	16.990
10	1:21.834	19.601	45.210	17.023
11	1:21.451	19.715	44.852	16.884
12	1:20.882	19.491	44.821	16.570
13	1:20.560	19.277	44.646	16.637
14	1:21.643	19.438	45.343	16.862
15	1:20.215	19.439	44.366	16.410
16	1:19.809	19.077	44.266	16.466
17	1:20.049	19.148	44.511	16.390
18	1:19.659	19.021	44.292	16.346
19	1:19.937	19.270	44.251	16.416
20	1:19.575	19.049	44.251	16.275
21	1:19.609	18.955	44.411	<b>16.243</b>
22	<b>1:19.234</b>	<b>18.784</b>	<b>44.083</b>	16.367

Lap	Lap Tm	S1	S2	S3
<b>(370) LUIZ F. PIELAK</b>				
1	1:28.047	23.996	46.637	17.414
2	1:32.638	20.313	47.074	25.251
3	2:35.951	30.167	1:27.024	38.760
4	2:41.061	39.204	1:26.970	34.887
5	1:24.143	21.064	45.841	17.238
6	1:23.206	20.116	45.771	17.319
7	1:22.715	19.876	45.424	17.415
8	1:22.396	19.895	45.197	17.304
9	1:21.998	19.749	45.223	17.026
10	1:22.142	19.769	45.201	17.172
11	1:21.276	19.629	44.899	16.748
12	1:20.856	19.649	44.600	16.607
13	1:20.789	19.330	44.612	16.847
14	1:20.750	19.344	44.821	16.585
15	1:20.314	19.426	44.425	16.463
16	1:21.226	19.348	45.100	16.778
17	1:20.059	19.287	44.306	16.466
18	1:19.447	19.044	44.166	16.237
19	1:20.001	19.458	44.094	16.449
20	1:19.574	19.172	44.162	16.240
21	1:19.601	<b>18.995</b>	44.422	<b>16.184</b>
22	<b>1:19.197</b>	19.105	<b>43.805</b>	16.287

Lap	Lap Tm	S1	S2	S3
<b>(127) NATAN SPERAFICO</b>				
1	1:28.279	23.132	47.552	17.595
2	1:35.333	20.959	46.733	27.641
3	2:34.350	29.326	1:26.339	38.685
4	2:38.272	39.127	1:25.509	33.636
5	1:25.977	22.249	46.662	17.066
6	1:25.024	20.834	46.579	17.611
7	1:23.920	20.060	46.407	17.453
8	1:23.514	19.932	46.007	17.575
9	1:23.255	20.054	45.911	17.290
10	1:22.169	19.860	45.294	17.015
11	1:21.768	19.729	45.123	16.916
12	1:21.644	19.612	45.109	16.923
13	1:20.828	19.314	44.965	16.549
14	1:20.336	19.331	44.667	16.338
15	1:21.127	19.211	44.840	17.076
16	1:20.204	19.178	44.377	16.649

Lap	Lap Tm	S1	S2	S3
17	1:21.802	19.376	46.009	16.417
18	1:19.772	18.964	44.544	16.264
19	1:20.342	19.536	44.521	16.285
20	1:19.746	19.030	44.325	16.391
21	<b>1:19.417</b>	<b>18.897</b>	<b>44.270</b>	<b>16.250</b>
22	1:19.839	18.916	44.631	16.292

Lap	Lap Tm	S1	S2	S3
<b>(33) GUSTAVO MAGNABOSCO</b>				
1	1:28.097	23.677	46.894	17.526
2	1:33.568	21.050	46.378	26.140
3	2:35.988	30.819	1:26.297	38.872
4	2:39.363	38.980	1:26.364	34.019
5	1:25.350	21.640	46.396	17.314
6	1:23.679	20.030	46.274	17.375
7	1:23.252	19.884	45.856	17.512
8	1:23.341	19.968	46.123	17.250
9	1:22.985	20.081	45.666	17.238
10	1:22.972	20.080	45.708	17.184
11	1:22.212	19.765	45.280	17.167
12	1:21.866	19.772	45.163	16.931
13	1:21.263	19.608	44.812	16.843
14	1:21.259	19.569	44.885	16.805
15	1:21.534	19.416	45.214	16.904
16	1:20.530	19.210	44.585	16.735
17	1:22.388	19.786	46.129	16.473
18	1:20.261	19.222	44.360	16.679
19	1:20.242	19.104	44.229	16.909
20	1:19.479	19.164	<b>44.026</b>	16.289
21	<b>1:19.438</b>	18.910	44.218	16.310
22	1:19.669	<b>18.818</b>	44.576	<b>16.275</b>

Lap	Lap Tm	S1	S2	S3
<b>(19) VALMOR EMILIO WEISS</b>				
1	1:28.581	23.212	47.642	17.727
2	1:36.477	20.735	46.844	28.898
3	2:32.826	27.633	1:26.847	38.346
4	2:38.144	38.992	1:25.740	33.412
5	1:26.344	21.977	46.995	17.372
6	1:24.649	20.689	46.410	17.550
7	1:24.315	20.480	46.166	17.669
8	1:24.623	20.441	46.460	17.722
9	1:23.562	19.991	45.948	17.623
10	1:23.884	19.818	46.100	17.966
11	1:22.376	20.045	45.282	17.049
12	1:22.112	19.796	45.324	16.992
13	1:21.476	19.461	45.002	17.013
14	1:21.475	19.603	45.102	16.770
15	1:20.720	19.302	44.695	16.723
16	1:20.536	19.267	44.699	16.570
17	1:20.340	19.149	44.514	16.677
18	1:21.432	19.862	44.659	16.911
19	1:19.873	19.058	<b>44.264</b>	16.551
20	1:20.085	19.146	44.319	16.620
21	<b>1:19.665</b>	<b>18.865</b>	44.330	<b>16.470</b>
22	1:21.043	19.735	44.616	16.692

Lap	Lap Tm	S1	S2	S3
<b>(96) THIAGO KLEIN</b>				
1	1:27.825	22.790	47.483	17.552
2	1:40.131	20.870	48.512	30.749
3	2:33.000	30.675	1:24.270	38.055
4	2:34.254	39.634	1:25.441	29.179
5	1:26.726	22.219	47.125	17.382
6	1:24.340	20.641	46.452	17.247
7	1:23.861	20.602	46.048	17.211
8	1:23.612	20.612	45.790	17.210
9	1:23.449	20.396	45.666	17.387
10	1:23.786	20.453	45.638	17.695

CRONOMETRAGEM

DIRETOR DE PROVA

COMISSARIOS

Orbits

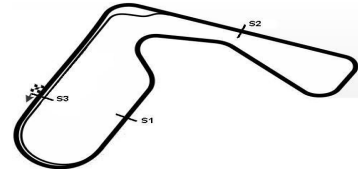
www.cronoelo.com.br



**CRONOELO**  
CRONOMETRAGEM

RESULTADO SUJEITO A VERIFICAÇÕES TÉCNICAS E OU DEPORTIVAS

Printed: 21/09/2013 16:48:32



## VELOCIDADE NO ASFALTO 2013

MARCAS

AUTODROMO ZILMAR BEUX CASCAVEL 3,058 km

1a BATERIA - MARCAS

21/09/2013 15:40

Race (30:00 and 1 Laps) started at 16:13:10

Lap	Lap Tm	S1	S2	S3
11	1:22.348	20.298	45.131	16.919
12	1:21.731	19.908	45.038	16.785
13	1:21.438	19.735	44.992	16.711
14	1:21.480	19.649	45.150	16.681
15	1:20.969	19.637	44.806	16.526
16	1:20.471	19.387	44.498	16.586
17	1:20.117	19.288	44.487	<b>16.342</b>
18	1:20.473	19.313	44.693	16.467
19	1:20.454	19.309	44.445	16.700
20	<b>1:19.813</b>	19.133	<b>44.246</b>	16.434
21	1:20.002	<b>19.062</b>	44.384	16.556
22	1:22.614	21.003	45.066	16.545

Lap	Lap Tm	S1	S2	S3
5	1:26.665	22.049	47.126	17.490
6	1:25.524	20.666	47.355	17.503
7	1:23.851	20.373	46.228	17.250
8	1:23.571	20.168	46.038	17.365
9	1:23.796	20.102	46.451	17.243
10	1:22.962	19.974	45.799	17.189
11	1:23.138	20.276	46.008	16.854
12	1:22.285	19.768	45.727	16.790
13	1:22.156	20.074	45.271	16.811
14	1:21.512	19.457	44.878	17.177
15	1:20.763	19.418	44.690	16.655
16	1:20.945	19.562	44.834	16.549
17	<b>1:20.346</b>	19.366	44.466	16.514
18	1:20.533	19.439	<b>44.436</b>	16.658
19	1:20.530	19.201	44.636	16.693
20	1:20.389	19.415	44.441	16.533
21	1:20.365	19.097	44.844	<b>16.424</b>
22	1:20.400	<b>19.089</b>	44.656	16.655

**(169) RUSLAN/ANDREI CARTA**

1	1:29.171	23.475	47.667	18.029
2	1:40.978	20.954	50.727	29.297
3	2:30.132	27.453	1:25.123	37.556
4	2:36.035	38.875	1:25.492	31.668
5	1:26.436	22.112	47.048	17.276
6	1:24.885	20.612	46.736	17.537
7	1:23.779	20.466	45.828	17.485
8	1:24.688	20.602	46.642	17.444
9	1:23.632	20.253	45.664	17.715
10	1:23.998	20.002	46.276	17.720
11	1:23.234	20.575	45.660	16.999
12	1:22.109	19.877	45.303	16.929
13	1:21.859	20.023	45.064	16.772
14	1:21.427	19.459	45.152	16.816
15	1:21.177	19.452	44.868	16.857
16	1:20.490	19.424	44.411	16.655
17	1:20.221	19.331	44.281	16.609
18	1:20.019	19.333	44.230	<b>16.456</b>
19	1:19.899	<b>19.290</b>	44.125	16.484
20	<b>1:19.845</b>	19.294	<b>44.060</b>	16.491
21	1:20.258	19.297	44.229	16.732
22	1:21.998	20.038	45.300	16.660

**(122) YUKIO DUZANOWSKI**

1	1:29.335	23.429	47.999	17.907
2	1:44.414	20.819	51.461	32.134
3	2:28.763	29.124	1:22.025	37.614
4	2:34.235	38.229	1:24.695	31.311
5	1:26.445	21.721	47.450	17.274
6	1:24.476	20.361	46.562	17.553
7	1:23.846	20.512	45.992	17.342
8	1:24.337	20.460	46.465	17.412
9	1:23.581	20.244	45.737	17.600
10	1:24.308	20.083	46.303	17.922
11	1:23.756	20.630	46.316	16.810
12	1:21.901	19.520	45.754	16.627
13	1:22.063	20.495	45.010	16.558
14	1:21.568	19.470	45.002	17.096
15	1:20.842	19.531	44.646	16.665
16	1:20.799	19.387	44.829	16.583
17	<b>1:20.216</b>	19.302	<b>44.480</b>	16.434
18	1:20.789	19.506	44.672	16.611
19	1:20.301	19.182	44.483	16.636
20	1:20.448	19.551	44.645	<b>16.252</b>
21	1:20.344	<b>19.067</b>	44.977	16.300
22	1:20.412	19.168	44.954	16.290

**(72) DAVI DAL PIZZOL**

1	1:28.623	23.681	47.250	17.692
2	1:34.953	20.983	46.592	27.378
3	2:34.296	29.614	1:25.919	38.763
4	2:38.774	39.306	1:25.630	33.838
5	1:26.048	22.279	46.452	17.317
6	1:25.434	20.699	46.772	17.963
7	1:24.319	20.390	46.154	17.775
8	1:24.320	20.507	46.404	17.409
9	1:23.571	20.241	45.998	17.332
10	1:24.045	19.936	46.500	17.609
11	1:23.407	20.971	45.250	17.186
12	1:22.770	20.149	45.345	17.276
13	1:22.337	20.228	45.205	16.904
14	1:21.314	19.438	44.944	16.932
15	1:20.896	19.477	44.649	16.770
16	1:20.691	19.503	44.625	16.563
17	1:20.332	19.282	44.507	16.543
18	<b>1:19.938</b>	<b>19.240</b>	<b>44.198</b>	<b>16.500</b>
19	1:20.500	19.341	44.445	16.714
20	1:20.330	19.274	44.299	16.757
21	1:20.543	19.250	44.366	16.927
22	1:20.921	19.304	44.779	16.838

**(126) EDUARDO SCHEER**

1	1:28.655	23.137	47.677	17.841
2	1:39.916	21.129	50.730	28.057
3	2:31.943	29.374	1:25.069	37.500
4	2:35.712	39.429	1:24.785	31.498
5	1:26.217	21.942	46.918	17.357
6	1:24.736	20.567	46.771	17.398
7	1:24.046	20.612	46.064	17.370
8	1:24.660	20.379	46.538	17.743
9	1:24.276	20.820	46.056	17.400
10	1:23.392	19.945	45.807	17.640
11	1:23.493	20.398	46.142	16.953
12	1:22.073	19.608	45.720	16.745
13	1:23.022	20.954	45.391	16.677
14	1:21.623	19.602	45.282	16.739
15	1:20.748	19.501	44.721	16.526
16	1:20.796	19.517	44.767	16.512
17	1:20.300	19.338	44.557	16.405
18	1:20.680	19.255	44.651	16.774
19	1:20.429	19.450	44.477	16.502
20	<b>1:20.071</b>	19.373	<b>44.334</b>	<b>16.364</b>
21	1:20.259	<b>19.244</b>	44.639	16.376
22	1:21.043	19.327	45.103	16.613

**(87) JORGE LUIS MARTELLI**

1	1:28.498	22.905	47.739	17.854
2	1:40.577	20.851	50.807	28.919
3	2:31.286	28.441	1:25.220	37.625
4	2:35.770	40.047	1:24.561	31.162

CRONOMETRAGEM

DIRETOR DE PROVA

COMISSARIOS

Orbits

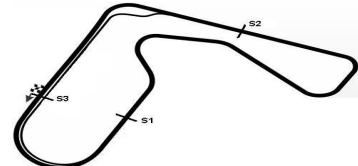
www.cronoelo.com.br



**CRONOELO**  
CRONOMETRAGEM

RESULTADO SUJEITO A VERIFICAÇÕES TÉCNICAS E OU DEPORTIVAS

Printed: 21/09/2013 16:48:32



## VELOCIDADE NO ASFALTO 2013

MARCAS AUTODROMO ZILMAR BEUX CASCAVEL 3,058 km

1a BATERIA - MARCAS

21/09/2013 15:40

Race (30:00 and 1 Laps) started at 16:13:10

Lap	Lap Tm	S1	S2	S3
<b>(17) MICHEL GIUSTI</b>				
1	1:29.228	23.341	47.813	18.074
2	1:43.084	20.839	48.419	33.826
3	2:29.808	30.713	1:21.415	37.680
4	2:33.584	40.620	1:23.898	29.066
5	1:26.507	21.877	47.235	17.395
6	1:26.969	21.452	48.289	17.228
7	1:24.895	20.596	47.008	17.291
8	1:22.831	20.184	45.429	17.218
9	1:23.034	20.100	45.627	17.307
10	1:22.652	20.199	45.436	17.017
11	1:22.795	20.004	45.797	16.994
12	1:24.040	20.230	46.818	16.992
13	1:21.190	19.581	44.934	16.675
14	1:21.234	19.551	44.914	16.769
15	1:20.600	19.422	44.649	16.529
16	1:20.582	19.343	44.715	16.524
17	1:20.351	19.280	44.510	16.561
18	<b>1:19.877</b>	19.187	<b>44.359</b>	<b>16.331</b>
19	1:20.633	19.667	44.544	16.422
20	1:20.334	19.190	44.646	16.498
21	1:20.049	<b>19.117</b>	44.445	16.487
22	1:29.508	21.803	49.129	18.576

Lap	Lap Tm	S1	S2	S3
<b>(22) WANDERLEI FAUST</b>				
1	1:28.747	23.446	47.681	17.620
2	1:41.194	20.815	49.967	30.412
3	2:30.985	28.847	1:24.459	37.679
4	2:34.998	39.831	1:24.793	30.374
5	1:27.372	22.453	47.061	17.858
6	1:25.104	20.842	46.895	17.367
7	1:24.262	20.535	46.376	17.351
8	1:23.516	20.403	45.968	17.145
9	1:23.893	20.215	46.279	17.399
10	1:24.165	20.467	46.580	17.118
11	1:23.030	20.050	45.917	17.063
12	1:24.184	20.314	46.775	17.095
13	1:22.239	20.051	45.477	16.711
14	1:21.675	19.973	45.027	16.675
15	1:23.394	21.047	45.470	16.877
16	1:22.055	19.928	45.150	16.977
17	1:21.168	19.731	44.823	16.614
18	1:21.286	19.508	45.300	16.478
19	1:21.344	<b>19.360</b>	45.279	16.705
20	1:20.852	19.553	44.748	16.551
21	1:20.731	19.475	44.618	16.638
22	<b>1:20.280</b>	19.500	<b>44.478</b>	<b>16.302</b>

Lap	Lap Tm	S1	S2	S3
<b>(80) I.BIBERG/E.DIESEL</b>				
1	1:28.381	22.947	47.588	17.846
2	1:43.271	21.165	48.621	33.485
3	2:29.850	30.027	1:22.094	37.729
4	2:33.735	39.814	1:24.714	29.207
5	1:26.836	22.181	47.174	17.481
6	1:26.906	21.424	48.273	17.209
7	1:25.097	20.539	47.113	17.445
8	1:24.049	20.617	46.141	17.291
9	1:23.608	20.166	46.334	17.108
10	1:23.127	20.213	45.901	17.013
11	1:23.021	20.159	45.968	16.894
12	1:22.382	19.975	45.461	16.946
13	1:22.416	20.085	45.585	16.746
14	1:21.751	19.816	45.237	16.698
15	1:22.010	19.763	45.397	16.850
16	1:21.867	19.808	45.311	16.748

Lap	Lap Tm	S1	S2	S3
17	<b>1:21.375</b>	19.842	44.986	16.547
18	1:22.196	19.660	46.001	<b>16.535</b>
19	1:21.744	19.601	45.419	16.724
20	1:21.619	19.832	45.185	16.602
21	1:21.436	<b>19.584</b>	<b>44.951</b>	16.901
22	1:22.009	19.905	45.036	17.068

Lap	Lap Tm	S1	S2	S3
<b>(2) JUNIOR CAUS</b>				
1	1:29.895	24.127	48.002	17.766
2	1:37.993	20.962	49.477	27.554
3	2:32.637	29.609	1:25.088	37.940
4	2:37.187	38.658	1:26.116	32.413
5	1:28.309	22.131	48.130	18.048
6	1:25.912	21.801	46.718	17.393
7	1:24.285	20.437	46.498	17.350
8	1:23.712	20.414	46.065	17.233
9	1:23.307	20.199	45.951	17.157
10	1:23.347	20.346	45.965	17.036
11	1:23.286	20.055	46.123	17.108
12	1:22.608	20.206	45.462	16.940
13	1:22.146	20.001	45.353	<b>16.792</b>
14	1:22.752	19.920	45.450	17.382
15	1:21.741	<b>19.794</b>	45.147	16.800
16	<b>1:21.659</b>	19.862	<b>44.970</b>	16.827
17	1:21.699	19.848	45.019	16.832
18	1:22.191	19.984	45.394	16.813
19	1:24.602	20.237	47.465	16.900
20	1:21.811	19.840	45.015	16.956
21	1:22.772	20.060	45.783	16.929
22	1:22.566	19.923	45.048	17.595

Lap	Lap Tm	S1	S2	S3
<b>(133) MARCELO CANCELLI</b>				
1	1:38.809	23.402	55.920	19.487
2	1:44.434	21.221	53.373	29.840
3	2:29.689	31.089	1:21.360	37.240
4	2:29.899	39.401	1:23.814	26.684
5	1:28.776	22.472	48.555	17.749
6	1:25.832	21.714	46.718	17.400
7	1:24.602	20.654	46.631	17.317
8	1:25.397	21.273	46.739	17.385
9	1:24.404	20.727	46.312	17.365
10	1:23.152	20.521	45.579	17.052
11	1:24.689	20.586	47.066	17.037
12	1:22.538	20.075	45.723	16.740
13	1:23.350	20.468	45.694	17.188
14	1:22.154	20.172	45.250	16.732
15	1:21.930	20.251	44.993	16.686
16	1:21.503	19.688	44.837	16.978
17	1:21.037	19.595	44.694	16.748
18	1:20.445	19.300	44.504	16.641
19	1:20.958	<b>19.254</b>	44.874	16.830
20	1:21.119	19.319	44.807	16.993
21	1:20.986	19.473	44.754	16.759
22	<b>1:20.304</b>	19.314	<b>44.435</b>	<b>16.555</b>

Lap	Lap Tm	S1	S2	S3
<b>(210) G.WEIGERT/A.SERMANN</b>				
1	1:29.409	23.482	48.049	17.878
2	1:44.410	21.167	49.130	34.113
3	2:30.061	30.510	1:21.907	37.644
4	2:32.530	40.409	1:23.869	28.252
5	1:27.472	22.307	47.696	17.469
6	1:26.821	20.713	48.517	17.591
7	1:24.662	20.592	46.747	17.323
8	1:24.574	20.518	46.521	17.535
9	1:24.193	20.313	46.195	17.685
10	1:22.874	20.129	45.715	17.030

CRONOMETRAGEM

DIRETOR DE PROVA

COMISSARIOS

Orbits

www.cronoelo.com.br

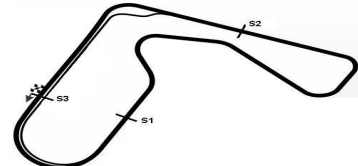


**CRONOELO**  
CRONOMETRAGEM

RESULTADO SUJEITO A VERIFICAÇÕES TÉCNICAS E OU DEPORTIVAS

Printed: 21/09/2013 16:48:32

Page 3/5



## VELOCIDADE NO ASFALTO 2013

MARCAS AUTODROMO ZILMAR BEUX CASCAVEL 3,058 km

1a BATERIA - MARCAS

21/09/2013 15:40

Race (30:00 and 1 Laps) started at 16:13:10

Lap	Lap Tm	S1	S2	S3
11	1:23.049	19.881	45.972	17.196
12	1:22.506	19.803	45.422	17.281
13	1:22.339	19.978	45.452	16.909
14	1:21.849	19.698	45.284	16.867
15	1:21.797	<b>19.632</b>	45.259	16.906
16	1:22.019	19.690	45.512	16.817
17	<b>1:21.737</b>	19.692	45.267	<b>16.778</b>
18	1:26.624	23.639	45.945	17.040
19	1:22.714	20.029	45.565	17.120
20	1:21.852	19.877	45.110	16.865
21	1:21.801	19.750	<b>45.089</b>	16.962
22	1:22.202	19.773	45.484	16.945

Lap	Lap Tm	S1	S2	S3
5	1:28.816	23.071	47.758	17.987
6	1:26.957	22.133	47.136	17.688
7	1:25.453	20.885	46.871	17.697
8	1:24.737	20.945	46.206	17.586
9	1:25.298	21.016	46.513	17.769
10	1:24.392	20.693	46.169	17.530
11	1:24.693	21.085	46.150	17.458
12	1:23.712	20.744	45.659	17.309
13	1:23.174	20.488	45.339	17.347
14	1:22.516	20.126	45.242	17.148
15	1:22.313	19.980	44.949	17.384
16	1:22.541	20.002	45.062	17.477
17	1:21.897	20.111	44.755	17.031
18	<b>1:21.307</b>	19.755	<b>44.704</b>	16.848
19	1:21.485	<b>19.588</b>	45.139	<b>16.758</b>
20	1:21.450	19.603	44.859	16.988
21	1:22.492	20.391	45.001	17.100
22	1:22.428	20.082	44.851	17.495

(1) ANTONIO M. FILHO

1	1:31.409	23.577	49.365	18.467
2	1:44.076	21.115	53.525	29.436
3	2:30.370	31.829	1:21.059	37.482
4	2:30.705	39.793	1:24.127	26.785
5	1:29.378	22.743	48.600	18.035
6	1:25.251	20.877	46.900	17.474
7	1:25.958	21.164	47.066	17.728
8	1:25.492	21.215	46.629	17.648
9	1:24.230	20.690	46.097	17.443
10	1:23.185	20.329	45.752	17.104
11	1:25.338	20.594	47.354	17.390
12	1:22.930	20.075	45.819	17.036
13	1:22.981	20.145	45.823	17.013
14	1:23.344	20.186	46.210	16.948
15	1:22.196	20.128	45.322	<b>16.746</b>
16	1:22.495	20.243	45.384	16.868
17	1:22.348	19.743	45.702	16.903
18	<b>1:21.320</b>	<b>19.588</b>	<b>44.915</b>	16.817
19	1:22.399	19.847	45.606	16.946
20	1:22.553	19.823	45.785	16.945
21	1:22.158	19.936	45.209	17.013
22	1:22.951	19.831	45.979	17.141

(55) ESTEVAM . NETTO

1	1:30.156	23.715	48.655	17.786
2	1:44.167	20.934	49.933	33.300
3	2:29.977	30.431	1:21.988	37.558
4	2:32.080	40.529	1:23.676	27.875
5	1:27.734	22.509	47.771	17.454
6	1:26.601	20.903	48.277	17.421
7	1:25.114	21.073	46.716	17.325
8	1:26.465	20.515	46.408	19.542
9	1:24.606	20.944	46.290	17.372
10	1:24.126	20.916	46.021	17.189
11	1:25.236	21.249	46.588	17.399
12	1:23.127	20.184	45.899	17.044
13	1:23.347	20.466	45.771	17.110
14	1:23.748	20.174	46.564	17.010
15	<b>1:22.077</b>	20.054	<b>45.225</b>	16.798
16	1:23.364	20.508	45.968	16.888
17	1:22.695	19.872	45.817	17.006
18	1:22.163	19.734	45.551	16.878
19	1:22.132	19.784	45.612	<b>16.736</b>
20	1:22.237	<b>19.674</b>	45.511	17.052
21	1:23.356	20.430	45.796	17.130
22	1:24.473	19.933	46.559	17.981

(145) ERICK BISCAIA

1	1:30.518	23.715	48.904	17.899
2	1:43.402	21.500	49.891	32.011
3	2:30.130	30.336	1:22.230	37.564
4	2:32.141	40.272	1:24.080	27.789
5	1:27.552	22.541	47.463	17.548
6	1:26.592	21.280	47.663	17.649
7	1:25.331	21.023	46.696	17.612
8	1:25.060	21.120	46.312	17.628
9	1:24.757	21.046	46.328	17.383
10	1:24.150	20.899	45.893	17.358
11	1:24.368	20.790	45.948	17.630
12	1:23.678	20.615	45.722	17.341
13	1:23.300	20.553	45.557	17.190
14	1:22.919	20.521	45.439	16.959
15	1:23.177	20.863	45.319	16.995
16	1:22.145	20.152	<b>45.151</b>	16.842
17	1:22.035	20.094	45.242	16.699
18	1:22.070	<b>20.041</b>	45.287	16.742
19	1:23.784	20.348	46.501	16.935
20	<b>1:22.012</b>	20.166	45.160	<b>16.686</b>
21	1:22.223	20.248	45.172	16.803
22	1:22.898	20.389	45.574	16.935

(105) THIAGO OLIVEIRA

1	1:30.616	23.781	48.788	18.047
2	1:44.588	21.324	53.235	30.029
3	2:30.009	31.450	1:21.192	37.367
4	2:31.642	40.342	1:23.978	27.322
5	1:28.766	23.121	47.881	17.764
6	1:26.317	21.504	47.074	17.739
7	1:26.158	21.102	47.151	17.905
8	1:25.371	20.932	47.012	17.427
9	1:24.217	20.524	46.203	17.490
10	1:23.343	20.372	45.756	17.215
11	1:25.041	20.580	46.820	17.641
12	1:24.276	19.964	46.798	17.514
13	1:23.003	20.140	45.377	17.486
14	1:41.196	34.578	46.908	19.710
15	1:24.755	21.418	45.997	17.340
16	1:23.556	20.655	45.680	17.221
17	1:23.233	20.405	45.675	17.153
18	1:22.362	19.819	45.482	17.061
19	1:21.482	19.675	45.078	16.729
20	<b>1:21.153</b>	19.693	<b>44.725</b>	16.735
21	1:21.238	<b>19.554</b>	44.867	16.817
22	1:21.338	19.612	45.019	<b>16.707</b>

(199) E.ALVES/R.BASTOS

1	1:31.830	23.043	49.269	19.518
2	1:44.098	21.477	53.010	29.611
3	2:29.935	31.479	1:21.394	37.062
4	2:30.949	39.546	1:23.671	27.732

CRONOMETRAGEM

DIRETOR DE PROVA

COMISSARIOS

Orbits

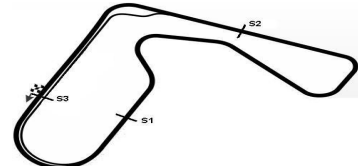
www.cronoelo.com.br

RESULTADO SUJEITO A VERIFICAÇÕES TÉCNICAS E OU DEPORTIVAS

Printed: 21/09/2013 16:48:32



CRONOELO  
CRONOMETRAGEM



## VELOCIDADE NO ASFALTO 2013

MARCAS

AUTODROMO ZILMAR BEUX CASCAVEL 3,058 km

1a BATERIA - MARCAS

21/09/2013 15:40

Race (30:00 and 1 Laps) started at 16:13:10

Lap	Lap Tm	S1	S2	S3
<b>(166) L.FILGUEIRAS/R.MORENO</b>				
1	1:32.075	24.200	49.125	18.750
2	1:44.122	22.241	52.908	28.973
3	2:30.499	32.196	1:20.815	37.488
4	2:30.452	39.851	1:23.672	26.929
5	1:29.513	23.208	48.362	17.943
6	1:28.662	22.675	47.915	18.072
7	1:27.246	22.096	47.297	17.853
8	1:27.033	21.611	46.943	18.479
9	1:26.441	21.454	46.703	18.284
10	1:26.135	21.280	47.029	17.826
11	1:25.024	21.284	46.232	17.508
12	1:25.544	21.124	46.769	17.651
13	1:25.610	21.528	46.616	17.466
14	1:24.679	21.100	46.120	17.459
15	1:24.454	21.169	45.958	17.327
16	1:23.606	20.533	45.922	17.151
17	1:23.960	20.358	46.119	17.483
18	1:22.302	20.137	45.042	17.123
19	1:21.606	19.859	<b>44.859</b>	16.888
20	1:21.810	20.003	44.933	16.874
21	<b>1:21.480</b>	19.766	44.980	<b>16.734</b>
22	1:21.596	<b>19.697</b>	44.909	16.990

Lap	Lap Tm	S1	S2	S3
17	1:24.466	20.549	46.647	17.270
18	1:29.051	21.093	49.579	18.379
19	1:28.851	22.193	48.399	18.259
20	1:30.537	21.534	50.674	18.329
<b>(209) TONINHO ESPOLADOR</b>				
1	1:30.254	24.224	48.040	17.990
2	1:40.818	20.854	49.284	30.680
3	2:31.941	30.220	1:24.269	37.452
4	2:34.239	40.064	1:24.952	29.223
5	1:26.761	22.321	47.111	17.329
6	1:26.001	21.676	47.019	17.306
7	1:24.416	20.397	46.830	17.189
8	1:23.670	20.139	46.313	17.218
9	1:24.543	20.237	46.524	17.782
10	1:23.389	20.401	46.114	16.874
11	1:22.619	19.978	45.733	16.908
12	1:23.814	19.969	46.613	17.232
13	1:23.291	20.536	45.904	16.851
14	1:21.781	19.725	<b>45.135</b>	16.921
15	1:21.726	19.634	45.567	<b>16.525</b>
16	1:22.787	20.551	45.451	16.785
17	<b>1:21.721</b>	<b>19.554</b>	45.359	16.808

Lap	Lap Tm	S1	S2	S3
<b>(227) CELSO MANCIA</b>				
1	1:31.245	23.546	49.407	18.292
2	1:43.521	21.319	52.620	29.582
3	2:30.083	31.955	1:20.527	37.601
4	2:31.549	39.911	1:24.231	27.407
5	1:30.164	22.968	48.593	18.603
6	1:28.372	21.897	48.235	18.240
7	1:27.419	21.774	47.432	18.213
8	1:26.893	21.516	47.142	18.235
9	1:26.644	21.297	47.063	18.284
10	1:25.861	21.145	46.918	17.798
11	1:25.410	21.031	46.826	17.553
12	1:26.462	21.422	47.742	17.298
13	1:25.717	21.318	47.013	17.386
14	1:24.738	21.166	46.339	17.233
15	1:24.307	21.178	46.211	16.918
16	1:23.768	21.043	45.670	17.055
17	1:23.633	20.594	45.642	17.397
18	1:23.038	20.494	45.683	<b>16.861</b>
19	<b>1:22.958</b>	20.393	<b>45.638</b>	16.927
20	1:23.538	20.642	45.896	17.000
21	1:23.104	<b>20.293</b>	45.821	16.990
22	1:23.919	20.359	45.877	17.683

Lap	Lap Tm	S1	S2	S3
<b>(121) R.RINHEL/J.SALVARO</b>				
1	1:32.720	24.339	49.596	18.785
2	1:43.894	<b>22.318</b>	51.704	29.872
3	2:29.538	31.120	1:21.226	37.192
4	2:29.225	39.506	1:23.676	26.043
5	<b>1:30.912</b>	23.659	<b>49.112</b>	<b>18.141</b>

Lap	Lap Tm	S1	S2	S3
<b>(207) MARCOS RAMOS</b>				
1	1:28.822	23.116	47.684	18.022
2	1:43.303	21.541	48.037	33.725
3	2:30.549	30.656	1:22.003	37.890
4	2:33.453	40.207	1:24.132	29.114
5	1:27.189	22.563	47.005	17.621
6	1:26.887	21.158	48.370	17.359
7	1:24.907	20.712	46.639	17.556
8	1:31.094	20.576	52.800	17.718
9	1:28.676	21.508	49.139	18.029
10	1:27.467	21.192	48.433	17.842
11	1:26.679	21.163	47.716	17.800
12	1:25.998	21.087	47.209	17.702
13	1:25.400	21.271	46.808	17.321
14	1:26.414	21.112	47.748	17.554
15	1:24.558	21.080	46.575	<b>16.903</b>
16	<b>1:24.162</b>	<b>20.512</b>	<b>46.505</b>	17.145

CRONOMETRAGEM

DIRETOR DE PROVA

COMISSARIOS

Orbits

www.cronoelo.com.br



**CRONOELO**  
CRONOMETRAGEM

RESULTADO SUJEITO A VERIFICAÇÕES TÉCNICAS E OU DEPORTIVAS

Printed: 21/09/2013 16:48:32