

VELOCIDADE NO ASFALTO 2013

MARCAS

AUT INT RAUL BOESEL 3,765 Km

2a. PROVA - MARCAS

07/04/2013 11:00

Race (30:00 and 2 Laps)

Lap	Time of Day	Lap Tm	S1 Tm	S2 Tm	S3 Tm	Lap	Time of Day	Lap Tm	S1 Tm	S2 Tm	S3 Tm
(33) GUSTAVO MAGNABOSCO						2	11:05:07.782	1:42.414	26.229	43.074	33.111
1	11:03:30.107	1:46.500	29.960	43.477	33.063	3	11:06:50.527	1:42.745	26.544	43.192	33.009
2	11:05:11.078	1:40.971	25.742	42.697	32.532	4	11:08:32.511	1:41.984	26.008	42.935	33.041
3	11:06:53.225	1:42.147	25.737	42.776	33.634	5	11:10:14.576	1:42.065	26.188	42.744	33.133
4	11:08:34.499	1:41.274	25.778	42.755	32.741	6	11:11:56.708	1:42.132	26.160	42.834	33.138
5	11:10:17.354	1:42.855	26.023	43.235	33.597	7	11:13:38.760	1:42.052	26.089	42.756	33.207
6	11:11:58.509	1:41.155	25.851	42.743	32.561	8	11:15:21.429	1:42.669	26.225	43.375	33.069
7	11:13:39.304	1:40.795	25.510	42.469	32.816	9	11:17:04.079	1:42.650	26.028	43.166	33.456
8	11:15:20.945	1:41.641	25.830	42.926	32.885	10	11:18:46.914	1:42.835	26.100	43.371	33.364
9	11:17:02.964	1:42.019	25.972	43.191	32.856	11	11:20:30.130	1:43.216	26.404	43.027	33.785
10	11:18:44.497	1:41.533	25.910	42.946	32.677	12	11:22:13.121	1:42.991	26.209	43.161	33.621
11	11:20:26.405	1:41.908	25.659	42.777	33.472	13	11:23:57.960	1:44.839	26.739	43.561	34.539
12	11:22:08.430	1:42.025	25.829	42.740	33.456	14	11:26:49.956	2:51.996	32.318	1:22.180	57.498
13	11:23:51.185	1:42.755	25.814	42.864	34.077	15	11:29:47.380	2:57.424	42.474	1:09.791	1:05.159
14	11:26:48.518	2:57.333	37.792	1:23.104	56.437	16	11:31:30.630	1:43.250	26.752	43.110	33.388
15	11:29:47.179	2:58.661	43.288	1:09.970	1:05.403	17	11:33:15.122	1:44.492	26.869	44.062	33.561
16	11:31:31.483	1:44.304	27.781	43.293	33.230	18	11:34:58.410	1:43.288	26.704	43.158	33.426
17	11:33:14.473	1:42.990	26.378	43.499	33.113	19	11:36:41.896	1:43.486	26.925	42.770	33.791
18	11:34:57.392	1:42.919	26.699	43.065	33.155	(38) SHARBEL EL HAJJAR					
19	11:36:40.207	1:42.815	26.849	43.011	32.955	1	11:03:25.740	1:46.861	30.856	42.823	33.182
(17) MICHEL GIUSTI						2	11:05:08.265	1:42.525	26.051	43.240	33.234
1	11:03:23.218	1:47.154	31.726	42.794	32.634	3	11:06:51.307	1:43.042	26.396	43.205	33.441
2	11:05:04.643	1:41.425	25.826	42.711	32.888	4	11:08:34.125	1:42.818	26.034	43.080	33.704
3	11:06:46.510	1:41.867	26.056	42.766	33.045	5	11:10:17.309	1:43.184	26.252	43.216	33.716
4	11:08:27.857	1:41.347	25.849	42.648	32.850	6	11:12:00.281	1:42.972	26.355	43.169	33.448
5	11:10:09.638	1:41.781	25.980	42.740	33.061	7	11:13:43.490	1:43.209	26.180	43.368	33.661
6	11:11:51.856	1:42.218	26.176	42.813	33.229	8	11:15:26.516	1:43.026	26.206	43.291	33.529
7	11:13:33.705	1:41.849	26.046	42.805	32.998	9	11:17:09.989	1:43.473	26.514	43.290	33.669
8	11:15:15.589	1:41.884	26.008	42.758	33.118	10	11:18:54.924	1:44.935	26.361	43.465	35.109
9	11:16:57.538	1:41.949	26.113	42.897	32.939	11	11:20:39.044	1:44.120	26.255	43.542	34.323
10	11:18:39.663	1:42.125	26.042	43.059	33.024	12	11:22:22.803	1:43.759	26.112	43.403	34.244
11	11:20:22.194	1:42.531	25.972	42.948	33.611	13	11:24:06.857	1:44.054	26.256	43.540	34.258
12	11:22:05.357	1:43.163	26.387	43.047	33.729	14	11:26:51.479	2:44.622	26.691	1:20.080	57.851
13	11:23:49.675	1:44.318	26.224	43.162	34.932	15	11:29:48.490	2:57.011	41.666	1:09.717	1:05.628
14	11:26:47.174	2:57.499	38.742	1:22.392	56.365	16	11:31:32.921	1:44.431	27.306	43.382	33.743
15	11:29:47.053	2:59.879	43.978	1:10.011	1:05.890	17	11:33:16.181	1:43.260	26.343	43.165	33.752
16	11:31:31.161	1:44.108	27.512	43.409	33.187	18	11:34:59.321	1:43.140	26.202	43.218	33.720
17	11:33:14.217	1:43.056	26.491	43.402	33.163	19	11:36:42.446	1:43.125	26.430	43.149	33.546
18	11:34:57.394	1:43.177	26.698	43.039	33.440	(72) DAVI DAL PIZZOL					
19	11:36:40.984	1:43.590	27.059	43.002	33.529	1	11:03:29.025	1:49.627	33.276	43.417	32.934
(207) MARCOS RAMOS						2	11:05:10.904	1:41.879	26.140	42.752	32.987
1	11:03:24.676	1:47.891	32.056	42.576	33.259	3	11:06:53.723	1:42.819	26.409	42.978	33.432
2	11:05:07.184	1:42.508	26.437	42.571	33.500	4	11:08:36.523	1:42.800	26.337	43.235	33.228
3	11:06:48.894	1:41.710	25.961	42.455	33.294	5	11:10:19.008	1:42.485	26.167	43.092	33.226
4	11:08:30.951	1:42.057	25.951	42.534	33.572	6	11:12:02.541	1:43.533	26.493	43.685	33.355
5	11:10:13.052	1:42.101	26.114	42.588	33.399	7	11:13:46.610	1:44.069	26.697	44.087	33.285
6	11:11:55.258	1:42.206	25.916	42.835	33.455	8	11:15:30.071	1:43.461	26.391	43.611	33.459
7	11:13:37.706	1:42.448	26.161	42.679	33.608	9	11:17:12.393	1:42.322	26.086	43.139	33.097
8	11:15:20.643	1:42.937	26.616	42.821	33.500	10	11:18:57.182	1:44.789	26.314	43.965	34.510
9	11:17:03.784	1:43.141	26.258	43.433	33.450	11	11:20:41.469	1:44.287	26.910	43.500	33.877
10	11:18:47.642	1:43.858	26.044	43.654	34.160	12	11:22:24.950	1:43.481	26.138	43.425	33.918
11	11:20:30.713	1:43.071	26.040	42.773	34.258	13	11:24:09.922	1:44.972	26.691	43.625	34.656
12	11:22:13.709	1:42.996	25.981	43.062	33.953	14	11:26:55.087	2:45.165	30.196	1:16.540	58.429
13	11:23:58.778	1:45.069	26.496	43.313	35.260	15	11:29:49.812	2:54.725	41.512	1:08.619	1:04.594
14	11:26:50.395	2:51.617	31.690	1:22.662	57.265	16	11:31:33.773	1:43.961	27.193	43.277	33.491
15	11:29:48.187	2:57.792	42.474	1:09.694	1:05.624	17	11:33:16.780	1:43.007	26.275	43.134	33.598
16	11:31:32.217	1:44.030	27.547	42.652	33.831	18	11:35:00.127	1:43.347	26.624	43.216	33.507
17	11:33:15.478	1:43.261	26.260	43.220	33.781	19	11:36:43.266	1:43.139	26.328	43.150	33.661
18	11:34:58.476	1:42.998	26.548	42.656	33.794	(200) CLAUDIO SIMÃO					
19	11:36:41.562	1:43.086	26.566	42.627	33.893	1	11:03:27.532	1:47.240	31.224	42.742	33.274
(19) VALMOR EMILIO WEISS						2	11:05:09.880	1:42.348	26.208	43.115	33.025
1	11:03:25.368	1:47.664	31.737	42.791	33.136	3	11:06:53.040	1:43.160	26.115	43.169	33.876
						4	11:08:36.892	1:43.852	26.671	43.865	33.316

CRONOMETRAGEM

COMISSARIOS

DIRETOR DE PROVA

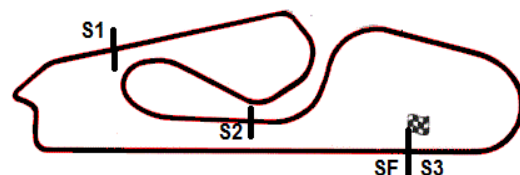
Orbits 4

www.cronoelo.com.br

RESULTADO SUJEITO A VERIFICAÇÕES TÉCNICAS E/OU DESPORTIVAS

Printed: 07/04/2013 11:38:50





VELOCIDADE NO ASFALTO 2013

MARCAS

AUT INT RAUL BOESEL 3,765 Km

2a. PROVA - MARCAS

07/04/2013 11:00

Race (30:00 and 2 Laps)

Lap	Time of Day	Lap Tm	S1 Tm	S2 Tm	S3 Tm
5	11:10:19.600	1:42.708	26.270	43.011	33.427
6	11:12:03.187	1:43.587	26.809	43.417	33.361
7	11:13:46.361	1:43.174	26.472	43.430	33.272
8	11:15:29.498	1:43.137	26.504	43.173	33.460
9	11:17:12.099	1:42.601	26.268	42.978	33.355
10	11:18:57.000	1:44.901	26.337	44.089	34.475
11	11:20:40.480	1:43.480	26.623	43.127	33.730
12	11:22:23.977	1:43.497	26.385	43.022	34.090
13	11:24:07.949	1:43.972	26.570	43.460	33.942
14	11:26:53.064	2:45.115	28.558	1:18.527	58.030
15	11:29:48.886	2:55.822	41.166	1:09.229	1:05.427
16	11:31:33.096	1:44.210	27.647	42.958	33.605
17	11:33:16.638	1:43.542	26.614	43.151	33.777
18	11:35:00.630	1:43.992	27.247	43.135	33.610
19	11:36:43.934	1:43.304	26.481	43.360	33.463

Lap	Time of Day	Lap Tm	S1 Tm	S2 Tm	S3 Tm
8	11:15:50.443	1:43.221	26.559	43.336	33.326
9	11:17:33.911	1:43.468	26.342	43.451	33.675
10	11:19:17.927	1:44.016	26.398	43.544	34.074
11	11:21:02.019	1:44.092	26.402	43.451	34.239
12	11:22:45.742	1:43.723	26.449	43.349	33.925
13	11:24:35.181	1:49.439	26.454	44.437	38.548
14	11:27:01.323	2:26.142	30.735	56.567	58.840
15	11:29:56.373	2:55.050	40.200	1:10.753	1:04.097
16	11:31:40.349	1:43.976	26.766	43.442	33.768
17	11:33:23.736	1:43.387	26.831	43.380	33.176
18	11:35:07.569	1:43.833	26.281	43.007	34.545
19	11:36:50.708	1:43.139	26.283	43.529	33.327

(370) LUIZ FERNANDO PIELAK

Lap	Time of Day	Lap Tm	S1 Tm	S2 Tm	S3 Tm
1	11:03:35.332	1:49.296	32.618	42.679	33.999
2	11:05:17.757	1:42.425	26.371	42.874	33.180
3	11:06:59.847	1:42.090	26.002	42.680	33.408
4	11:08:42.118	1:42.271	25.918	42.913	33.440
5	11:10:26.315	1:44.197	27.585	43.354	33.258
6	11:12:09.085	1:42.770	26.457	42.941	33.372
7	11:13:53.074	1:43.989	27.593	42.834	33.562
8	11:15:36.636	1:43.562	26.867	42.856	33.839
9	11:17:19.194	1:42.558	26.096	42.909	33.553
10	11:19:02.291	1:43.097	26.151	42.781	34.165
11	11:20:46.550	1:44.259	27.293	43.053	33.913
12	11:22:29.562	1:43.012	26.272	42.862	33.878
13	11:24:14.167	1:44.605	26.262	42.984	35.359
14	11:26:56.162	2:41.995	28.886	1:14.795	58.314
15	11:29:51.287	2:55.125	41.414	1:08.842	1:04.869
16	11:31:35.696	1:44.409	27.278	43.515	33.616
17	11:33:18.066	1:42.370	26.091	42.763	33.516
18	11:35:01.604	1:43.538	26.270	42.922	34.346
19	11:36:44.604	1:43.000	26.558	42.801	33.641

(210) ALGACIR SERMANN FILHO

Lap	Time of Day	Lap Tm	S1 Tm	S2 Tm	S3 Tm
1	11:03:28.839	1:48.182	31.177	43.333	33.672
2	11:05:15.067	1:46.228	26.601	45.865	33.762
3	11:06:58.413	1:43.346	26.407	43.141	33.798
4	11:08:41.742	1:43.329	26.226	43.438	33.665
5	11:10:25.125	1:43.383	26.445	43.296	33.642
6	11:12:08.668	1:43.543	26.326	43.467	33.750
7	11:13:52.982	1:44.314	27.293	43.324	33.697
8	11:15:38.859	1:45.877	26.602	43.910	35.365
9	11:17:22.785	1:43.926	26.788	43.393	33.745
10	11:19:08.274	1:45.489	27.020	43.795	34.674
11	11:20:53.224	1:44.950	26.633	43.847	34.470
12	11:22:38.617	1:45.393	26.805	44.025	34.563
13	11:24:26.684	1:48.067	26.830	43.863	37.374
14	11:26:57.931	2:31.247	28.514	1:03.821	58.912
15	11:29:54.349	2:56.418	41.065	1:10.859	1:04.494
16	11:31:39.807	1:45.458	26.955	43.925	34.578
17	11:33:25.443	1:45.636	27.420	43.875	34.341
18	11:35:10.524	1:45.081	27.390	43.573	34.118
19	11:36:55.353	1:44.829	26.717	43.479	34.633

(122) YUKIO DUZANOWSKY

Lap	Time of Day	Lap Tm	S1 Tm	S2 Tm	S3 Tm
1	11:03:36.025	1:52.516	30.988	46.672	34.856
2	11:05:20.629	1:44.604	26.506	44.095	34.003
3	11:07:05.632	1:45.003	27.563	43.477	33.963
4	11:08:49.232	1:43.600	26.721	43.340	33.539
5	11:10:33.063	1:43.831	26.263	43.641	33.927
6	11:12:17.112	1:44.049	26.966	43.406	33.677
7	11:14:00.834	1:43.722	26.083	44.048	33.591
8	11:15:44.612	1:43.778	26.769	43.376	33.633
9	11:17:28.304	1:43.692	26.592	43.385	33.715
10	11:19:12.818	1:44.514	26.578	43.372	34.564
11	11:20:56.818	1:44.000	26.532	43.341	34.127
12	11:22:40.737	1:43.919	26.397	43.515	34.007
13	11:24:26.963	1:46.226	26.647	43.405	36.174
14	11:26:59.201	2:32.238	28.689	1:05.029	58.520
15	11:29:54.761	2:55.560	40.549	1:10.890	1:04.121
16	11:31:40.109	1:45.348	26.795	43.918	34.635
17	11:33:25.709	1:45.600	27.774	44.018	33.808
18	11:35:09.502	1:43.793	27.057	43.117	33.619
19	11:36:56.565	1:47.063	28.060	45.465	33.538

(87) JORGE LUIS MARTELLI

Lap	Time of Day	Lap Tm	S1 Tm	S2 Tm	S3 Tm
1	11:03:24.933	1:47.052	31.309	42.815	32.928
2	11:05:07.408	1:42.475	26.507	42.919	33.049
3	11:06:53.681	1:46.273	27.011	44.651	34.611
4	11:08:37.618	1:43.937	27.136	43.707	33.094
5	11:10:21.847	1:44.229	26.833	44.065	33.331
6	11:12:05.309	1:43.462	26.345	43.840	33.277
7	11:13:49.860	1:44.551	26.606	44.465	33.480
8	11:15:33.755	1:43.895	26.568	43.877	33.450
9	11:17:17.614	1:43.859	26.518	44.024	33.317
10	11:19:02.915	1:45.301	26.475	44.158	34.668

(126) EDUARDO SCHEER

Lap	Time of Day	Lap Tm	S1 Tm	S2 Tm	S3 Tm
1	11:03:27.981	1:48.120	30.523	43.209	34.388
2	11:05:22.778	1:54.797	38.657	43.009	33.131
3	11:07:06.733	1:43.955	26.439	43.156	34.360
4	11:08:49.569	1:42.836	26.512	42.836	33.488
5	11:10:32.894	1:43.325	26.344	43.190	33.791
6	11:12:16.394	1:43.500	26.767	43.531	33.202
7	11:14:07.222	1:50.828	33.005	44.693	33.130

CRONOMETRAGEM

COMISSARIOS

DIRETOR DE PROVA

Orbits 4

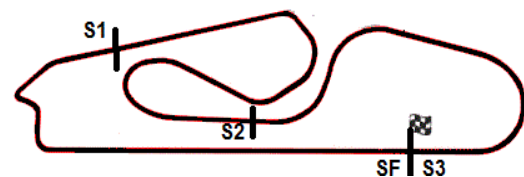
www.cronoelo.com.br

RESULTADO SUJEITO A VERIFICAÇÕES TÉCNICAS E/OU DESPORTIVAS

Printed: 07/04/2013 11:38:50



CRONOELO
CRONOMETRAGEM



VELOCIDADE NO ASFALTO 2013

MARCAS

AUT INT RAUL BOESEL 3,765 Km

2a. PROVA - MARCAS

07/04/2013 11:00

Race (30:00 and 2 Laps)

Lap	Time of Day	Lap Tm	S1 Tm	S2 Tm	S3 Tm
11	11:20:47.959	1:45.044	26.921	44.127	33.996
12	11:22:32.207	1:44.248	26.427	43.991	33.830
13	11:24:17.738	1:45.531	27.154	44.440	33.937
14	11:26:57.301	2:39.563	28.624	1:12.556	58.383
15	11:29:54.184	2:56.883	41.315	1:11.070	1:04.498
16	11:31:38.694	1:44.510	26.709	44.173	33.628
17	11:33:22.104	1:43.410	26.466	43.600	33.344
18	11:35:06.916	1:44.812	26.767	44.113	33.932
19	11:36:51.752	1:44.836	26.568	44.820	33.448

Lap	Time of Day	Lap Tm	S1 Tm	S2 Tm	S3 Tm
15	11:33:59.326	1:54.246	28.187	47.263	38.796
16	11:35:56.077	1:56.751	28.882	48.178	39.691
17	11:38:01.101	2:05.024	30.210	52.974	41.840

(199) E. ALVES / R. bastos

Lap	Time of Day	Lap Tm	S1 Tm	S2 Tm	S3 Tm
1	11:03:33.738	1:50.721	30.860	46.308	33.553
2	11:05:18.892	1:45.154	27.685	44.073	33.396
3	11:07:02.932	1:44.040	27.260	43.175	33.605
4	11:08:46.528	1:43.596	26.787	43.413	33.396
5	11:10:29.955	1:43.427	26.532	43.451	33.444
6	11:12:14.089	1:44.134	26.928	43.318	33.888
7	11:13:57.402	1:43.313	26.593	43.336	33.384
8	11:15:41.273	1:43.871	26.634	43.529	33.708
9	11:17:24.888	1:43.615	26.415	43.608	33.592
10	11:19:09.628	1:44.740	27.003	43.619	34.118
11	11:20:55.504	1:45.876	27.148	44.355	34.373
12	11:22:41.597	1:46.093	27.410	44.559	34.124
13	11:24:26.918	1:45.321	27.080	43.700	34.541
14	11:26:59.793	2:32.875	29.647	1:04.618	58.610
15	11:29:56.043	2:56.250	40.855	1:10.550	1:04.845
16	11:31:45.483	1:49.440	28.229	45.323	35.888
17	11:33:35.682	1:50.199	28.259	44.648	37.292
18	11:35:30.082	1:54.400	30.385	47.075	36.940
19	11:37:26.193	1:56.111	29.956	46.847	39.308

(109) PAULO BENTO

Lap	Time of Day	Lap Tm	S1 Tm	S2 Tm	S3 Tm
1	11:03:35.081	1:51.461	30.545	46.407	34.509
2	11:05:20.406	1:45.325	27.159	43.595	34.571
3	11:07:07.127	1:46.721	28.260	43.436	35.025
4	11:08:51.688	1:44.561	26.763	43.305	34.493
5	11:10:36.768	1:45.080	26.857	43.555	34.668
6	11:12:21.383	1:44.615	26.684	43.510	34.421
7	11:14:06.669	1:45.286	27.031	43.710	34.545
8	11:15:52.913	1:46.244	26.635	44.379	35.230
9	11:17:39.056	1:46.143	26.731	44.632	34.780
10	11:19:25.226	1:46.170	26.741	44.088	35.341
11	11:21:11.549	1:46.323	27.112	44.413	34.798
12	11:22:57.633	1:46.084	26.962	44.011	35.111
13	11:24:46.510	1:48.877	26.898	45.884	36.095
14	11:27:01.826	2:15.316	27.806	48.921	58.589
15	11:29:56.164	2:54.338	40.157	1:10.821	1:03.360
16	11:31:41.269	1:45.105	26.883	43.946	34.276

(28) MARCEL S. RODRIGUES

Lap	Time of Day	Lap Tm	S1 Tm	S2 Tm	S3 Tm
1	11:03:24.393	1:47.405	31.523	42.750	33.132
2	11:05:06.218	1:41.825	26.420	42.479	32.926
3	11:06:47.744	1:41.526	26.058	42.608	32.860
4	11:08:29.512	1:41.768	25.949	42.686	33.133
5	11:10:11.584	1:42.072	26.064	42.693	33.315
6	11:11:53.270	1:41.686	25.948	42.624	33.114
7	11:13:35.144	1:41.874	25.998	42.719	33.157
8	11:15:16.823	1:41.679	26.064	42.650	32.965
9	11:16:58.802	1:41.979	25.934	42.787	33.258
10	11:18:41.051	1:42.249	26.053	42.858	33.338
11	11:20:23.657	1:42.606	25.973	42.773	33.860

(8) WANDERLEI BERLANDA JR

Lap	Time of Day	Lap Tm	S1 Tm	S2 Tm	S3 Tm
1	11:03:31.342	1:48.134	29.884	43.980	34.270
2	11:05:14.060	1:42.718	25.863	43.722	33.133
3	11:06:55.667	1:41.607	25.848	42.931	32.828
4	11:08:37.747	1:42.080	25.803	43.205	33.072
5	11:10:19.602	1:41.855	26.014	42.855	32.986
6	11:12:02.746	1:43.144	26.058	43.622	33.464
7	11:13:44.838	1:42.092	25.943	43.090	33.059
8	11:15:26.563	1:41.725	25.971	42.815	32.939
9	11:17:08.566	1:42.003	25.966	43.091	32.946
10	11:18:53.434	1:44.868	25.944	43.149	35.775

(227) CELSO MANCIA

Lap	Time of Day	Lap Tm	S1 Tm	S2 Tm	S3 Tm
1	11:03:29.888	1:48.875	30.956	44.400	33.519
2	11:05:14.367	1:44.479	26.635	44.039	33.805
3	11:06:57.903	1:43.536	26.351	43.314	33.871
4	11:08:40.905	1:43.002	26.235	43.209	33.558
5	11:10:24.315	1:43.410	26.312	43.443	33.655
6	11:12:08.245	1:43.930	26.479	43.787	33.664
7	11:13:52.518	1:44.273	26.913	43.648	33.712
8	11:15:37.026	1:44.508	26.752	43.551	34.205
9	11:17:20.732	1:43.706	26.567	43.504	33.635

(127) NATAN SPERAFICO

Lap	Time of Day	Lap Tm	S1 Tm	S2 Tm	S3 Tm
1	11:03:33.424	1:50.850	30.833	46.312	33.705
2	11:05:17.548	1:44.124	27.077	43.496	33.551
3	11:07:01.361	1:43.813	26.856	43.157	33.800
4	11:08:44.192	1:42.831	26.365	43.114	33.352
5	11:10:27.429	1:43.237	26.473	43.140	33.624
6	11:12:10.429	1:43.000	26.417	43.043	33.540
7	11:13:53.874	1:43.445	26.809	43.156	33.480

(40) DIEGO PARDO

Lap	Time of Day	Lap Tm	S1 Tm	S2 Tm	S3 Tm
1	11:03:31.209	1:50.009	31.292	44.471	34.246
2	11:05:15.437	1:44.228	26.585	43.984	33.659
3	11:06:59.068	1:43.631	26.373	43.395	33.863
4	11:08:42.682	1:43.614	26.303	43.774	33.537
5	11:10:27.154	1:44.472	26.479	44.112	33.881
6	11:12:15.707	1:48.553	27.315	46.220	35.018
7	11:14:03.500	1:47.793	27.048	45.316	35.429
8	11:15:53.179	1:49.679	27.238	47.417	35.024
9	11:17:40.365	1:47.186	26.807	45.779	34.600
10	11:19:38.619	1:58.254	27.465	48.823	41.966
11	11:23:02.146	3:23.527	28.530	50.606	2:04.391
12	11:25:06.026	2:03.880	33.407	50.926	39.547
13	11:30:01.230	4:55.204	32.390	1:12.968	3:09.846
14	11:32:05.080	2:03.850	32.201	53.664	37.985

CRONOMETRAGEM

COMISSARIOS

DIRETOR DE PROVA

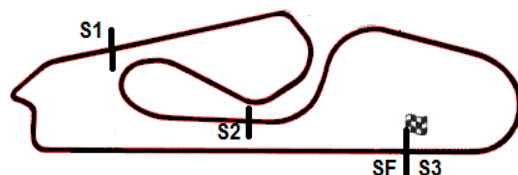
Orbits 4

www.cronoelo.com.br

RESULTADO SUJEITO A VERIFICAÇÕES TÉCNICAS E/OU DESPORTIVAS

Printed: 07/04/2013 11:38:50





VELOCIDADE NO ASFALTO 2013

MARCAS

AUT INT RAUL BOESEL 3,765 Km

2a. PROVA - MARCAS

07/04/2013 11:00

Race (30:00 and 2 Laps)

Lap	Time of Day	Lap Tm	S1 Tm	S2 Tm	S3 Tm	Lap	Time of Day	Lap Tm	S1 Tm	S2 Tm	S3 Tm
8	11:15:38.135	1:44.261	26.685	43.295	34.281						

(209) TONINHO ESPOLADOR

1	11:03:31.662	1:48.952	30.436	44.549	33.967
2	11:05:15.683	1:44.021	26.458	44.080	33.483