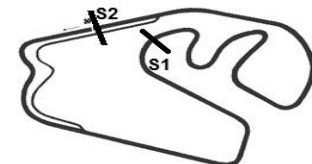




2ª ETAPA SUPERBIKE SERIES BRASIL - 2013

26, 27 e 28 de abril - Interlagos - SP



SUPERBIKE SERIES BRASIL 2a ETAPA 2013

Copa Ninja 250R/300R - KAWASAKI

AUT J CARLOS PACE - INTERLAGOS 4,309 Km

2o TREINO CLASSIFICATORIO - NINJA 250R/300

27/04/2013 15:10

Qualifying (25:00 Time) started at 15:28:34

Lap	Time of Day	Lap Tm	S1	S2
(31) Gustavo Gil				
1	15:32:52.630	2:05.769	1:00.454	1:05.315
2	15:34:58.358	2:05.728	1:00.802	1:04.926
3	15:37:03.611	2:05.253	59.666	1:05.587
4	15:39:07.312	2:03.701	59.198	1:04.503
5	15:41:11.240	2:03.928	59.403	1:04.525
6	15:43:14.571	2:03.331	59.294	1:04.037
7	15:45:38.547	2:23.976	1:16.943	1:07.033
8	15:47:43.180	2:04.633	59.324	1:05.309
9	15:49:46.291	2:03.111	59.045	1:04.066

Lap	Time of Day	Lap Tm	S1	S2
(3) Marco Antonio Reis				
1	15:33:03.357	2:09.410	1:02.272	1:07.138
2	15:35:09.628	2:06.271	1:00.695	1:05.576
3	15:37:15.376	2:05.748	1:00.210	1:05.538
4	15:39:21.221	2:05.845	1:00.169	1:05.676
5	15:41:26.671	2:05.450	59.758	1:05.692
6	15:43:32.168	2:05.497	1:00.106	1:05.391
7	15:45:37.762	2:05.594	59.676	1:05.918
8	15:47:43.228	2:05.466	59.827	1:05.639
9	15:49:47.593	2:04.365	59.409	1:04.956
10	15:51:51.601	2:04.008	59.189	1:04.819

Lap	Time of Day	Lap Tm	S1	S2
(46) André Gama				
1	15:32:52.653	2:05.678	1:00.708	1:04.970
2	15:34:59.774	2:07.121	1:01.592	1:05.529
3	15:37:04.572	2:04.798	59.865	1:04.933
4	15:39:09.496	2:04.924	59.936	1:04.988
5	15:41:14.522	2:05.026	59.998	1:05.028
6	15:43:18.749	2:04.227	59.812	1:04.415
7	15:45:25.433	2:06.684	1:01.818	1:04.866
8	15:47:37.815	2:12.382	1:04.882	1:07.500
9	15:49:42.905	2:05.090	59.513	1:05.577
10	15:52:03.826	2:20.921	1:10.798	1:10.123

Lap	Time of Day	Lap Tm	S1	S2
(5) Henrique Serra				
1	15:32:56.210	2:07.924	1:01.425	1:06.499
2	15:35:02.740	2:06.530	1:00.516	1:06.014
3	15:37:10.679	2:07.939	1:01.062	1:06.877
4	15:39:17.634	2:06.955	1:00.684	1:06.271
5	15:41:23.867	2:06.233	59.987	1:06.246
p6	15:44:59.289	3:35.422	2:11.962	

Lap	Time of Day	Lap Tm	S1	S2
(9) Marcelo Augusto Cristal				
1	15:34:41.771	2:09.670	1:02.578	1:07.092
2	15:36:50.497	2:08.726	1:02.291	1:06.435
3	15:38:59.109	2:08.612	1:02.004	1:06.608
4	15:41:06.921	2:07.812	1:01.379	1:06.433
5	15:43:15.130	2:08.209	1:02.043	1:06.166
6	15:45:22.068	2:06.938	1:01.003	1:05.935
7	15:47:29.542	2:07.474	1:01.160	1:06.314

Lap	Time of Day	Lap Tm	S1	S2
(404) Josué de Araujo Junior				
1	15:33:43.774	2:23.403	1:09.280	1:14.123
2	15:36:05.455	2:21.681	1:08.423	1:13.258
3	15:38:30.828	2:25.373	1:08.830	1:16.543
4	15:40:46.297	2:15.469	1:04.103	1:11.366
5	15:42:58.232	2:11.935	1:03.378	1:08.557
6	15:45:08.301	2:10.069	1:02.608	1:07.461
7	15:47:17.954	2:09.653	1:02.564	1:07.089
8	15:49:27.395	2:09.441	1:01.856	1:07.585
9	15:51:36.847	2:09.452	1:02.329	1:07.123

Lap	Time of Day	Lap Tm	S1	S2
(44) Claudinei Costa Silva				
1	15:33:10.687	2:13.633	1:03.898	1:09.735

Lap	Time of Day	Lap Tm	S1	S2
2	15:35:23.627	2:12.940	1:03.592	1:09.348
3	15:37:36.170	2:12.543	1:03.522	1:09.021
4	15:39:47.540	2:11.370	1:02.870	1:08.500
5	15:41:58.043	2:10.503	1:02.045	1:08.458
6	15:44:08.140	2:10.097	1:02.524	1:07.573
7	15:46:18.012	2:09.872	1:01.757	1:08.115
8	15:48:30.134	2:12.122	1:03.149	1:08.973
9	15:50:40.205	2:10.071	1:01.978	1:08.093
10	15:52:50.017	2:09.812	1:02.123	1:07.689

Lap	Time of Day	Lap Tm	S1	S2
(82) Aecio Dias				
1	15:33:27.164	2:16.203	1:04.318	1:11.885
2	15:35:38.331	2:11.167	1:02.686	1:08.481
3	15:38:07.353	2:29.022	1:21.899	1:07.123
p4	15:42:24.610	4:17.257	1:21.124	
5	15:47:15.699	4:51.089		1:08.107
6	15:49:27.557	2:11.858	1:03.519	1:08.339
7	15:51:37.451	2:09.894	1:02.505	1:07.389

Lap	Time of Day	Lap Tm	S1	S2
(117) Cleber Parrado				
1	15:33:54.440	2:14.228	1:04.248	1:09.980
2	15:36:08.429	2:13.989	1:04.739	1:09.250
3	15:38:20.762	2:12.333	1:03.983	1:08.350
4	15:40:33.294	2:12.532	1:03.962	1:08.570
5	15:42:52.888	2:19.594	1:06.805	1:12.789
6	15:45:02.882	2:09.994	1:01.946	1:08.048

Lap	Time of Day	Lap Tm	S1	S2
(81) Thiago Carvalho Costa				
1	15:34:07.740	2:12.292	1:03.140	1:09.152
2	15:36:17.850	2:10.110	1:02.338	1:07.772
3	15:38:29.821	2:11.971	1:03.519	1:08.452
4	15:40:42.079	2:12.258	1:02.290	1:09.968
5	15:42:52.372	2:10.293	1:02.288	1:08.005
6	15:45:02.419	2:10.047	1:02.086	1:07.961
p7	15:47:25.169	2:22.750	1:02.918	
8	15:50:25.107	2:59.938		1:10.303
9	15:52:36.708	2:11.601	1:03.006	1:08.595

Lap	Time of Day	Lap Tm	S1	S2
(43) Carlinhos Andrade				
1	15:35:39.989	2:17.481	1:07.049	1:10.432
2	15:37:53.911	2:13.922	1:04.044	1:09.878
3	15:40:06.576	2:12.665	1:03.791	1:08.874
4	15:42:19.272	2:12.696	1:03.700	1:08.996
5	15:44:31.647	2:12.375	1:03.393	1:08.982
6	15:46:42.844	2:11.197	1:03.002	1:08.195
7	15:48:53.539	2:10.695	1:02.869	1:07.826
8	15:51:04.833	2:11.294	1:02.542	1:08.752

Lap	Time of Day	Lap Tm	S1	S2
(92) Diego Querzoli				
1	15:37:24.354	2:14.809	1:04.677	1:10.132
2	15:39:43.391	2:19.037	1:07.148	1:11.889
3	15:41:57.614	2:14.223	1:04.584	1:09.639
4	15:44:11.647	2:14.033	1:05.214	1:08.819
5	15:46:25.295	2:13.648	1:04.578	1:09.070
6	15:48:36.744	2:11.449	1:03.538	1:07.911
7	15:50:47.473	2:10.729	1:02.574	1:08.155

Lap	Time of Day	Lap Tm	S1	S2
(24) Julio Castroviejo				
1	15:33:16.051	2:17.019	1:06.721	1:10.298
2	15:35:30.164	2:14.113	1:04.031	1:10.082
3	15:37:44.786	2:14.622	1:04.490	1:10.132
4	15:39:57.841	2:13.055	1:03.692	1:09.363
5	15:42:20.361	2:22.520	1:13.365	1:09.155
6	15:44:31.917	2:11.556	1:02.931	1:08.625
7	15:46:43.118	2:11.201	1:03.076	1:08.125
8	15:48:54.084	2:10.966	1:03.259	1:07.707

CRONOMETRAGEM

DIRETOR DE PROVA

COMISSARIOS

Orbits

www.cronoelo.com.br



CRONOELO
CRONOMETRAGEM

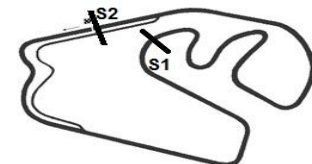
RESULTADO SUJEITO A VERIFICAÇÕES TÉCNICAS E OU DESPORTIVAS

Printed: 27/04/2013 15:53:57



2ª ETAPA SUPERBIKE SERIES BRASIL - 2013

26, 27 e 28 de abril - Interlagos - SP



SUPERBIKE SERIES BRASIL 2a ETAPA 2013

Copa Ninja 250R/300R - KAWASAKI

AUT J CARLOS PACE - INTERLAGOS 4,309 Km

2o TREINO CLASSIFICATORIO - NINJA 250R/300

27/04/2013 15:10

Qualifying (25:00 Time) started at 15:28:34

Lap	Time of Day	Lap Tm	S1	S2
9	15:51:22.330	2:28.246	1:02.282	1:25.964
(14) Cristiano Rafael Aires				
1	15:34:38.685	2:14.441	1:04.445	1:09.996
2	15:36:51.805	2:13.120	1:04.250	1:08.870
3	15:39:04.487	2:12.682	1:04.111	1:08.571
4	15:41:15.825	2:11.338	1:03.076	1:08.262
p5	15:43:38.244	2:22.419	1:02.991	

Lap	Time of Day	Lap Tm	S1	S2
(60) Dudu Rossini				
1	15:34:10.590	2:17.645	1:06.846	1:10.799
2	15:36:26.515	2:15.925	1:06.251	1:09.674
3	15:38:40.149	2:13.634	1:04.680	1:08.954
p4	15:41:10.681	2:30.532	1:04.419	
5	15:44:08.067	2:57.386		1:08.348
6	15:46:20.017	2:11.950	1:03.043	1:08.907
7	15:48:33.526	2:13.509	1:04.087	1:09.422
8	15:50:45.782	2:12.256	1:03.676	1:08.580

Lap	Time of Day	Lap Tm	S1	S2
(77) Carlos Passaro				
1	15:33:14.853	2:19.332	1:07.237	1:12.095
2	15:35:30.973	2:16.120	1:04.918	1:11.202
3	15:37:45.578	2:14.605	1:04.514	1:10.091
4	15:40:10.724	2:25.146	1:04.422	1:20.724
5	15:42:26.158	2:15.434	1:04.850	1:10.584
6	15:44:41.178	2:15.020	1:05.415	1:09.605
7	15:46:54.843	2:13.665	1:04.071	1:09.594
8	15:49:08.542	2:13.699	1:04.322	1:09.377
9	15:51:21.481	2:12.939	1:04.012	1:08.927

Lap	Time of Day	Lap Tm	S1	S2
(59) Luiz Henrique Borges				
1	15:33:51.324	2:22.603	1:08.170	1:14.433
2	15:36:13.823	2:22.499	1:08.049	1:14.450
3	15:38:34.667	2:20.844	1:09.388	1:11.456
4	15:40:51.553	2:16.886	1:06.065	1:10.821
5	15:43:08.992	2:17.439	1:05.145	1:12.294
6	15:45:22.110	2:13.118	1:03.435	1:09.683

Lap	Time of Day	Lap Tm	S1	S2
(23) Gustavo Papadopolli				
1	15:33:55.267	2:14.820	1:04.555	1:10.265
2	15:36:11.208	2:15.941	1:04.279	1:11.662
p3	15:38:45.235	2:34.027	1:16.535	
4	15:41:53.299	3:08.064		1:09.541
5	15:44:06.538	2:13.239	1:04.045	1:09.194

Lap	Time of Day	Lap Tm	S1	S2
(37) Wanderson Bandeira				
1	15:33:31.295	2:18.558	1:06.112	1:12.446
2	15:35:46.563	2:15.268	1:05.188	1:10.080
3	15:38:01.256	2:14.693	1:04.833	1:09.860
4	15:40:16.066	2:14.810	1:05.149	1:09.661
5	15:42:30.151	2:14.085	1:04.531	1:09.554
6	15:44:43.553	2:13.402	1:04.282	1:09.120
7	15:46:58.377	2:14.824	1:04.030	1:10.794
8	15:49:12.964	2:14.587	1:03.940	1:10.647
9	15:51:26.855	2:13.891	1:04.383	1:09.508

Lap	Time of Day	Lap Tm	S1	S2
(17) Leandro Bressan				
1	15:33:50.247	2:18.014	1:06.029	1:11.985
2	15:36:04.949	2:14.702	1:04.399	1:10.303
3	15:38:20.861	2:15.912	1:04.078	1:11.834
4	15:40:35.310	2:14.449	1:04.055	1:10.394
5	15:42:50.287	2:14.977	1:04.036	1:10.941
6	15:45:04.345	2:14.058	1:04.029	1:10.029
7	15:47:18.101	2:13.756	1:03.455	1:10.301
8	15:49:32.638	2:14.537	1:03.691	1:10.846

Lap	Time of Day	Lap Tm	S1	S2
(8) Andy Lima				
1	15:34:39.589	2:19.041	1:07.419	1:11.622
2	15:36:58.235	2:18.646	1:07.969	1:10.677
3	15:39:12.275	2:14.040	1:04.588	1:09.452
4	15:41:27.530	2:15.255	1:04.987	1:10.268
5	15:43:41.538	2:14.008	1:04.390	1:09.618
p6	15:46:17.012	2:35.474	1:09.924	

Lap	Time of Day	Lap Tm	S1	S2
(10) Lucas Portilho				
1	15:33:58.433	2:22.071	1:07.952	1:14.119
2	15:36:16.598	2:18.165	1:05.849	1:12.316
3	15:38:36.532	2:19.934	1:06.940	1:12.994
4	15:40:53.561	2:17.029	1:05.461	1:11.568
5	15:43:10.855	2:17.294	1:05.089	1:12.205
6	15:45:30.431	2:19.576	1:07.936	1:11.640
7	15:47:46.862	2:16.431	1:05.024	1:11.407
8	15:50:02.929	2:16.067	1:04.749	1:11.318
9	15:52:18.776	2:15.847	1:04.766	1:11.081

Lap	Time of Day	Lap Tm	S1	S2
(93) André Aun				
1	15:34:02.137	2:20.781	1:07.379	1:13.402
2	15:36:20.953	2:18.816	1:06.456	1:12.360
3	15:38:39.180	2:18.227	1:05.811	1:12.416
4	15:40:58.071	2:18.891	1:05.797	1:13.094
5	15:43:16.894	2:18.823	1:07.855	1:10.968
6	15:45:35.016	2:18.122	1:05.004	1:13.118
7	15:47:51.105	2:16.089	1:04.824	1:11.265
8	15:50:08.731	2:17.626	1:05.184	1:12.442
9	15:52:25.261	2:16.530	1:05.330	1:11.200

Lap	Time of Day	Lap Tm	S1	S2
(32) José Roberto Saraiva				
1	15:33:50.611	2:22.358	1:08.168	1:14.190
2	15:36:11.560	2:20.949	1:07.537	1:13.412
3	15:38:30.154	2:18.594	1:06.595	1:11.999
4	15:40:49.211	2:19.057	1:06.669	1:12.388
5	15:43:07.252	2:18.041	1:06.010	1:12.031
6	15:45:41.631	2:34.379	1:05.910	1:28.469
7	15:47:59.322	2:17.691	1:05.326	1:12.365
8	15:50:27.190	2:27.868	1:06.728	1:21.140
9	15:52:43.294	2:16.104	1:05.043	1:11.061

Lap	Time of Day	Lap Tm	S1	S2
(25) Daniel de Oliveira				
1	15:33:37.585	2:18.432	1:05.765	1:12.667
2	15:35:56.292	2:18.707	1:05.690	1:13.017
3	15:38:15.748	2:19.456	1:07.244	1:12.212
4	15:40:33.982	2:18.234	1:05.821	1:12.413
5	15:42:52.939	2:18.957	1:06.865	1:12.092
6	15:45:09.243	2:16.304	1:04.783	1:11.521
7	15:47:26.103	2:16.860	1:04.952	1:11.908
8	15:49:43.076	2:16.973	1:05.418	1:11.555
9	15:51:59.562	2:16.486	1:05.280	1:11.206

Lap	Time of Day	Lap Tm	S1	S2
(19) Erinaldo Bezerra				
1	15:36:00.835	2:26.763	1:11.816	1:14.947
2	15:38:22.207	2:21.372	1:08.800	1:12.572
3	15:40:42.766	2:20.559	1:08.562	1:11.997
4	15:43:01.653	2:18.887	1:07.472	1:11.415
5	15:45:19.891	2:18.238	1:07.255	1:10.983
6	15:47:37.679	2:17.788	1:06.747	1:11.041
7	15:49:55.432	2:17.753	1:07.015	1:10.738
8	15:52:14.024	2:18.592	1:06.890	1:11.702

Lap	Time of Day	Lap Tm	S1	S2
(58) Norival Lotério				
1	15:35:01.057	2:37.684	1:20.210	1:17.474
2	15:37:23.945	2:22.888	1:09.406	1:13.482
3	15:39:45.525	2:21.580	1:07.806	1:13.774

CRONOMETRAGEM

DIRETOR DE PROVA

COMISSARIOS

Orbits

www.cronoelo.com.br

RESULTADO SUJEITO A VERIFICAÇÕES TÉCNICAS E OU DESPORTIVAS

Printed: 27/04/2013 15:53:57

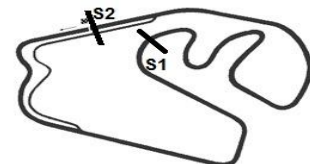


CRONOELO
CRONOMETRAGEM



2ª ETAPA SUPERBIKE SERIES BRASIL - 2013

26, 27 e 28 de abril - Interlagos - SP



SUPERBIKE SERIES BRASIL 2a ETAPA 2013

Copa Ninja 250R/300R - KAWASAKI

AUT J CARLOS PACE - INTERLAGOS 4,309 Km

2o TREINO CLASSIFICATORIO - NINJA 250R/300

27/04/2013 15:10

Qualifying (25:00 Time) started at 15:28:34

Lap	Time of Day	Lap Tm	S1	S2
4	15:42:04.399	2:18.874	1:06.299	1:12.575
5	15:44:23.912	2:19.513	1:07.004	1:12.509
6	15:46:43.540	2:19.628	1:06.954	1:12.674
7	15:49:01.457	2:17.917	1:05.531	1:12.386
8	15:51:22.141	2:20.684	1:08.506	1:12.178

(16) Guilherme Pisani

1	15:34:46.415	2:23.776	1:08.438	1:15.338
2	15:37:07.424	2:21.009	1:07.329	1:13.680
3	15:39:30.874	2:23.450	1:09.677	1:13.773
4	15:41:50.877	2:20.003	1:07.492	1:12.511
5	15:44:10.806	2:19.929	1:07.086	1:12.843
6	15:46:30.688	2:19.882	1:06.343	1:13.539
7	15:48:49.526	2:18.838	1:06.686	1:12.152
8	15:51:07.644	2:18.118	1:06.213	1:11.905

(96) Alexandros Methentis

1	15:33:49.500	2:24.247	1:10.326	1:13.921
2	15:36:13.818	2:24.318	1:09.507	1:14.811
3	15:38:36.506	2:22.688	1:09.048	1:13.640
4	15:40:57.469	2:20.963	1:07.988	1:12.975
5	15:43:18.076	2:20.607	1:09.095	1:11.512
6	15:45:36.629	2:18.553	1:06.886	1:11.667
7	15:47:56.942	2:20.313	1:07.739	1:12.574
8	15:50:16.633	2:19.691	1:07.305	1:12.386
9	15:52:40.687	2:24.054	1:10.459	1:13.595

(28) Wagner Nascimento Filho

1	15:34:39.307	2:29.218	1:11.485	1:17.733
2	15:37:04.481	2:25.174	1:10.224	1:14.950
3	15:39:23.615	2:19.134	1:06.290	1:12.844
4	15:41:42.215	2:18.600	1:06.190	1:12.410
5	15:44:01.263	2:19.048	1:06.513	1:12.535
6	15:46:20.757	2:19.494	1:06.149	1:13.345
7	15:48:40.998	2:20.241	1:07.548	1:12.693
8	15:51:07.247	2:26.249	1:09.828	1:16.421

(98) Nicolas Veiga

1	15:34:40.400	2:22.250	1:07.065	1:15.185
2	15:37:05.374	2:24.974	1:09.501	1:15.473
3	15:39:26.490	2:21.116	1:07.274	1:13.842
4	15:41:46.598	2:20.108	1:07.157	1:12.951
5	15:44:05.730	2:19.132	1:06.763	1:12.369
6	15:46:26.500	2:20.770	1:06.956	1:13.814
7	15:48:45.779	2:19.279	1:06.718	1:12.561
8	15:51:06.404	2:20.625	1:06.696	1:13.929

(13) Mauricio dos Santos

1	15:34:21.137	2:28.712	1:11.489	1:17.223
2	15:36:46.779	2:25.642	1:11.055	1:14.587
3	15:39:11.033	2:24.254	1:09.904	1:14.350
4	15:41:34.569	2:23.536	1:09.676	1:13.860
5	15:43:57.719	2:23.150	1:09.663	1:13.487
6	15:46:20.022	2:22.303	1:09.133	1:13.170
7	15:48:39.870	2:19.848	1:07.872	1:11.976
8	15:50:59.155	2:19.285	1:07.510	1:11.775

(69) Rafael Pinheiro

1	15:34:38.549	2:24.691	1:07.982	1:16.709
2	15:37:00.322	2:21.773	1:08.075	1:13.698
3	15:39:20.579	2:20.257	1:06.804	1:13.453
4	15:41:41.564	2:20.985	1:07.076	1:13.909
5	15:44:03.254	2:21.690	1:08.244	1:13.446
p6	15:46:38.199	2:34.945	1:09.093	

(217) Jerry Adriano Santos

Lap	Time of Day	Lap Tm	S1	S2
1	15:34:13.797	2:21.123	1:07.665	1:13.458
2	15:36:34.976	2:21.179	1:07.179	1:14.000
3	15:38:55.740	2:20.764	1:07.778	1:12.986
4	15:41:16.763	2:21.023	1:07.232	1:13.791
5	15:43:37.532	2:20.769	1:07.162	1:13.607
6	15:45:58.771	2:21.239	1:07.824	1:13.415
7	15:48:21.173	2:22.402	1:07.328	1:15.074
8	15:50:43.213	2:22.040	1:08.382	1:13.658

(15) Willian Rodrigo Ribeiro

1	15:34:21.529	2:25.995	1:10.044	1:15.951
2	15:36:46.045	2:24.516	1:08.923	1:15.593
3	15:39:08.424	2:22.379	1:08.315	1:14.064
4	15:41:30.352	2:21.928	1:08.392	1:13.536
5	15:43:53.456	2:23.104	1:08.152	1:14.952
6	15:46:16.939	2:23.483	1:09.021	1:14.462
7	15:48:37.880	2:20.941	1:07.294	1:13.647
8	15:50:59.072	2:21.192	1:07.959	1:13.233

(4) Fabio Dias

1	15:34:22.998	2:30.732	1:12.280	1:18.452
2	15:36:50.551	2:27.553	1:10.822	1:16.731
3	15:39:17.683	2:27.132	1:10.065	1:17.067
4	15:41:41.779	2:24.096	1:08.822	1:15.274
5	15:44:07.558	2:25.779	1:09.675	1:16.104
6	15:46:32.748	2:25.190	1:08.525	1:16.665
7	15:48:54.455	2:21.707	1:08.170	1:13.537
8	15:51:15.407	2:20.952	1:07.060	1:13.892

(1) Vinicius Magalhães

1	15:34:09.988	2:23.873	1:08.514	1:15.359
2	15:36:30.985	2:20.997	1:07.519	1:13.478
3	15:38:53.944	2:22.959	1:07.551	1:15.408
p4	15:41:49.044	2:55.100	1:07.451	

(822) Niko Ramos

1	15:35:52.562	3:58.893	1:12.588	2:46.305
2	15:38:21.429	2:28.867	1:11.520	1:17.347
3	15:40:47.799	2:26.370	1:10.053	1:16.317
4	15:43:11.044	2:23.245	1:08.622	1:14.623
5	15:45:36.356	2:25.312	1:10.435	1:14.877
6	15:47:58.924	2:22.568	1:08.785	1:13.783
7	15:50:20.858	2:21.934	1:06.847	1:15.087
8	15:52:42.174	2:21.316	1:08.094	1:13.222

(50) Luiz Souza Bezerra

1	15:33:32.070	2:28.252	1:10.731	1:17.521
2	15:35:57.358	2:25.288	1:09.915	1:15.373
3	15:38:21.192	2:23.834	1:08.951	1:14.883
4	15:40:44.843	2:23.651	1:08.938	1:14.713
5	15:43:09.851	2:25.008	1:08.581	1:16.427
6	15:45:34.772	2:24.921	1:10.843	1:14.078
7	15:47:58.725	2:23.953	1:09.143	1:14.810
8	15:50:21.371	2:22.646	1:08.291	1:14.355
9	15:52:43.605	2:22.234	1:08.313	1:13.921

(27) Emerson Maçal

1	15:34:50.582	2:27.748	1:11.623	1:16.125
2	15:37:18.492	2:27.910	1:13.192	1:14.718
3	15:39:46.814	2:28.322	1:12.928	1:15.394
4	15:42:10.979	2:24.165	1:09.202	1:14.963
5	15:44:35.893	2:24.914	1:10.779	1:14.135
6	15:47:00.719	2:24.826	1:10.736	1:14.090
7	15:49:24.508	2:23.789	1:10.627	1:13.162
8	15:51:48.082	2:23.574	1:09.094	1:14.480

CRONOMETRAGEM

DIRETOR DE PROVA

COMISSARIOS

Orbits

www.cronoelo.com.br



CRONOELO
CRONOMETRAGEM

RESULTADO SUJEITO A VERIFICAÇÕES TÉCNICAS E OU DESPORTIVAS

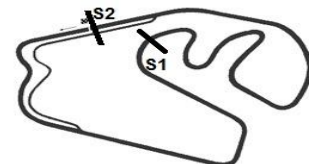
Printed: 27/04/2013 15:53:57

Page 3/4



2ª ETAPA SUPERBIKE SERIES BRASIL - 2013

26, 27 e 28 de abril - Interlagos - SP



SUPERBIKE SERIES BRASIL 2a ETAPA 2013

Copa Ninja 250R/300R - KAWASAKI

AUT J CARLOS PACE - INTERLAGOS 4,309 Km

2o TREINO CLASSIFICATORIO - NINJA 250R/300

27/04/2013 15:10

Qualifying (25:00 Time) started at 15:28:34

Lap	Time of Day	Lap Tm	S1	S2
(333) André Bordokan				
1	15:34:37.081	2:28.333	1:12.072	1:16.261
2	15:37:06.206	2:29.125	1:12.790	1:16.335
3	15:39:32.673	2:26.467	1:10.694	1:15.773
4	15:41:57.534	2:24.861	1:09.893	1:14.968
5	15:44:24.664	2:27.130	1:10.889	1:16.241
6	15:46:50.410	2:25.746	1:10.213	1:15.533
7	15:49:16.564	2:26.154	1:09.791	1:16.363
8	15:51:42.670	2:26.106	1:09.600	1:16.506

(84) Tiago Oliveira				
1	15:33:44.913	2:31.251	1:12.892	1:18.359
2	15:36:14.461	2:29.548	1:12.043	1:17.505
3	15:38:40.998	2:26.537	1:11.016	1:15.521
4	15:41:08.738	2:27.740	1:11.620	1:16.120
5	15:43:37.122	2:28.384	1:11.032	1:17.352
6	15:46:05.106	2:27.984	1:11.681	1:16.303
7	15:48:33.348	2:28.242	1:11.233	1:17.009
8	15:51:03.402	2:30.054	1:10.506	1:19.548

(34) Carlos Bento				
1	15:36:00.869	2:32.978	1:14.805	1:18.173
2	15:38:33.188	2:32.319	1:13.286	1:19.033
3	15:41:04.606	2:31.418	1:13.855	1:17.563
4	15:43:36.652	2:32.046	1:13.391	1:18.655
5	15:46:06.694	2:30.042	1:13.070	1:16.972
6	15:48:34.693	2:27.999	1:12.375	1:15.624
7	15:51:05.060	2:30.367	1:13.267	1:17.100

(76) Rafael Ferreira				
1	15:35:19.780	2:44.583	1:18.300	1:26.283
2	15:37:59.170	2:39.390	1:15.432	1:23.958
3	15:40:31.634	2:32.464	1:12.898	1:19.566
4	15:43:09.346	2:37.712	1:14.817	1:22.895
5	15:45:45.566	2:36.220	1:13.994	1:22.226
6	15:48:23.147	2:37.581	1:11.079	1:26.502
7	15:50:55.773	2:32.626	1:10.755	1:21.871

