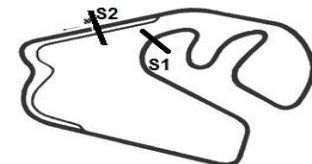




2ª ETAPA SUPERBIKE SERIES BRASIL - 2013

26, 27 e 28 de abril - Interlagos - SP



SUPERBIKE SERIES BRASIL 2a ETAPA 2013

Copa Ninja 250R/300R - KAWASAKI

AUT J CARLOS PACE - INTERLAGOS 4,309 Km

1o TREINO CLASSIFICATORIO - NINJA 250R/300

27/04/2013 09:30

Qualifying (25:00 Time) started at 9:32:13

Lap	Time of Day	Lap Tm	S1	S2
(31) Gustavo Gil				
1	9:36:41.003	2:12.527	1:01.996	1:10.531
2	9:38:45.471	2:04.468	59.897	1:04.571
3	9:40:51.822	2:06.351	1:00.449	1:05.902
4	9:42:55.780	2:03.958	59.119	1:04.839
5	9:45:00.472	2:04.692	58.997	1:05.695
6	9:47:04.407	2:03.935	59.552	1:04.383
7	9:49:07.031	2:02.624	58.892	1:03.732
8	9:51:10.029	2:02.998	59.110	1:03.888
9	9:53:12.904	2:02.875	59.339	1:03.536
10	9:55:15.704	2:02.800	59.218	1:03.582

Lap	Time of Day	Lap Tm	S1	S2
(3) Marco Antonio Reis				
1	9:36:40.450	2:06.821	1:00.844	1:05.977
2	9:38:45.416	2:04.966	1:00.001	1:04.965
3	9:40:50.684	2:05.268	1:00.143	1:05.125
4	9:42:56.481	2:05.797	59.999	1:05.798
5	9:45:00.060	2:03.579	58.789	1:04.790
6	9:47:04.195	2:04.135	59.226	1:04.909
7	9:49:08.457	2:04.262	59.504	1:04.758
8	9:51:12.025	2:03.568	59.053	1:04.515
p9	9:53:35.671	2:23.646	1:04.365	

Lap	Time of Day	Lap Tm	S1	S2
(5) Henrique Serra				
1	9:37:02.483	2:13.400	1:03.617	1:09.783
2	9:39:09.745	2:07.262	1:00.872	1:06.390
3	9:41:17.803	2:08.058	1:01.588	1:06.470
4	9:43:26.404	2:08.601	1:01.961	1:06.640
5	9:45:33.351	2:06.947	1:00.195	1:06.752
6	9:47:38.595	2:05.244	59.841	1:05.403
7	9:49:45.983	2:07.388	1:00.236	1:07.152
8	9:51:50.590	2:04.607	59.575	1:05.032

Lap	Time of Day	Lap Tm	S1	S2
(46) André Gama				
1	9:36:44.477	2:10.055	1:02.015	1:08.040
2	9:38:51.466	2:06.989	1:00.163	1:06.826
3	9:40:57.781	2:06.315	59.880	1:06.435
4	9:43:03.680	2:05.899	1:00.081	1:05.818
5	9:45:14.814	2:11.134	1:05.804	1:05.330
6	9:47:26.955	2:12.141	1:00.688	1:11.453
7	9:49:38.402	2:11.447	1:02.245	1:09.202
p8	9:52:01.232	2:22.830	59.831	
9	9:55:41.414	3:40.182		1:06.950

Lap	Time of Day	Lap Tm	S1	S2
(82) Aécio Dias				
1	9:36:41.809	2:13.065	1:02.794	1:10.271
2	9:38:51.068	2:09.259	1:01.637	1:07.622
3	9:41:00.898	2:09.830	1:02.063	1:07.767
4	9:43:08.819	2:07.921	1:01.336	1:06.585
5	9:45:15.649	2:06.830	1:01.092	1:05.738
6	9:47:24.042	2:08.393	1:02.623	1:05.770
7	9:49:32.193	2:08.151	1:01.773	1:06.378

Lap	Time of Day	Lap Tm	S1	S2
(404) Josué de Araujo Junior				
1	9:36:41.272	2:12.498	1:02.082	1:10.416
2	9:38:48.746	2:07.474	1:00.567	1:06.907
3	9:40:58.404	2:09.658	1:02.268	1:07.390
4	9:43:06.642	2:08.238	1:01.174	1:07.064
5	9:45:15.103	2:08.461	1:01.771	1:06.690
6	9:47:23.856	2:08.753	1:02.061	1:06.692
7	9:49:32.200	2:08.344	1:01.663	1:06.681
8	9:51:41.280	2:09.080	1:01.850	1:07.230
9	9:53:50.635	2:09.355	1:02.337	1:07.018

(9) Marcelo Augusto Cristal

Lap	Time of Day	Lap Tm	S1	S2
1	9:37:12.922	2:15.530	1:05.038	1:10.492
2	9:39:23.555	2:10.633	1:03.176	1:07.457
3	9:41:33.079	2:09.524	1:02.315	1:07.209
4	9:43:42.811	2:09.732	1:02.552	1:07.180
5	9:45:51.567	2:08.756	1:01.911	1:06.845
6	9:48:01.004	2:09.437	1:02.272	1:07.165
7	9:50:09.275	2:08.271	1:01.754	1:06.517
8	9:52:18.345	2:09.070	1:02.337	1:06.733
9	9:54:26.966	2:08.621	1:02.020	1:06.601

Lap	Time of Day	Lap Tm	S1	S2
(44) Claudinei Costa Silva				
1	9:36:45.395	2:10.807	1:02.292	1:08.515
2	9:38:54.525	2:09.130	1:02.007	1:07.123
3	9:41:03.757	2:09.232	1:01.690	1:07.542
4	9:43:14.020	2:10.263	1:03.002	1:07.261
5	9:45:23.414	2:09.394	1:01.600	1:07.794
6	9:47:33.343	2:09.929	1:01.957	1:07.972
7	9:49:42.251	2:08.908	1:01.708	1:07.200
8	9:51:51.494	2:09.243	1:02.157	1:07.086
9	9:53:59.816	2:08.322	1:01.043	1:07.279

Lap	Time of Day	Lap Tm	S1	S2
(14) Cristiano Rafael Aires				
1	9:37:12.859	2:12.365	1:03.289	1:09.076
2	9:39:24.111	2:11.252	1:03.107	1:08.145
3	9:41:33.347	2:09.236	1:01.626	1:07.610
4	9:43:44.674	2:11.327	1:02.367	1:08.960

Lap	Time of Day	Lap Tm	S1	S2
(8) Andy Lima				
1	9:43:10.191	2:28.219	1:12.438	1:15.781
2	9:45:29.382	2:19.191	1:07.080	1:12.111
3	9:47:44.543	2:15.161	1:05.173	1:09.988
4	9:50:04.346	2:19.803		
5	9:52:18.110	2:13.764	1:04.483	1:09.281
6	9:54:29.373	2:11.263	1:03.458	1:07.805

Lap	Time of Day	Lap Tm	S1	S2
(59) Luiz Henrique Borges				
1	9:37:59.828	2:18.531	1:07.636	1:10.895
2	9:40:12.755	2:12.927	1:03.729	1:09.198
3	9:42:26.250	2:13.495	1:03.095	1:10.400
4	9:44:38.615	2:12.365	1:03.400	1:08.965
5	9:46:51.602	2:12.987	1:04.073	1:08.914
6	9:49:02.930	2:11.328	1:03.113	1:08.215
7	9:51:14.743	2:11.813	1:03.095	1:08.718
8	9:53:27.089	2:12.346	1:04.057	1:08.289
9	9:55:40.389	2:13.300	1:03.503	1:09.797

Lap	Time of Day	Lap Tm	S1	S2
(81) Thiago Carvalho Costa				
1	9:37:59.375	2:13.545	1:04.275	1:09.270
2	9:40:11.408	2:12.033	1:03.402	1:08.631
3	9:42:28.093	2:16.685	1:03.491	1:13.194
4	9:44:39.712	2:11.619	1:03.141	1:08.478
p5	9:47:22.638	2:42.926	1:20.452	

Lap	Time of Day	Lap Tm	S1	S2
(23) Gustavo Papadopoli				
1	9:38:01.207	2:13.204	1:04.712	1:08.492
2	9:40:13.710	2:12.503	1:02.905	1:09.598
3	9:42:25.439	2:11.729	1:03.113	1:08.616
4	9:44:53.317	2:27.878	1:18.035	1:09.843
5	9:47:10.380	2:17.063	1:04.502	1:12.561

Lap	Time of Day	Lap Tm	S1	S2
(117) Cleber Parrado				
1	9:38:05.987	2:13.991	1:04.055	1:09.936
2	9:40:17.749	2:11.762	1:03.222	1:08.540
p3	9:42:47.731	2:29.982	1:03.826	

(60) Dudu Rossini

CRONOMETRAGEM

DIRETOR DE PROVA

COMISSARIOS

Orbits

www.cronoelo.com.br

RESULTADO SUJEITO A VERIFICAÇÕES TÉCNICAS E OU DESPORTIVAS

Printed: 27/04/2013 09:58:27

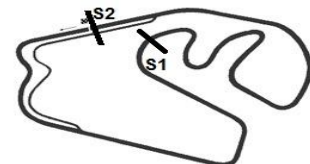


CRONOELO
CRONOMETRAGEM



2ª ETAPA SUPERBIKE SERIES BRASIL - 2013

26, 27 e 28 de abril - Interlagos - SP



SUPERBIKE SERIES BRASIL 2a ETAPA 2013

Copa Ninja 250R/300R - KAWASAKI

AUT J CARLOS PACE - INTERLAGOS 4,309 Km

1o TREINO CLASSIFICATORIO - NINJA 250R/300

27/04/2013 09:30

Qualifying (25:00 Time) started at 9:32:13

Lap	Time of Day	Lap Tm	S1	S2
1	9:37:27.634	2:22.716	1:11.058	1:11.658
2	9:39:41.187	2:13.553	1:04.596	1:08.957
3	9:41:54.633	2:13.446	1:04.160	1:09.286
4	9:44:06.854	2:12.221	1:03.670	1:08.551
5	9:46:18.675	2:11.821	1:03.791	1:08.030
p6	9:48:59.665	2:40.990	1:04.107	

(999) Vitor Batista

1	9:37:59.723	2:13.659	1:04.288	1:09.371
2	9:40:11.588	2:11.865	1:03.316	1:08.549

(77) Carlos Passaro

1	9:45:51.689	2:15.673	1:04.907	1:10.766
2	9:48:06.585	2:14.896	1:04.907	1:09.989
3	9:50:18.965	2:12.380	1:03.393	1:08.987
4	9:52:33.142	2:14.177	1:03.764	1:10.413
5	9:54:45.775	2:12.633	1:04.010	1:08.623

(92) Diego Querzoli

1	9:40:03.297	2:21.983	1:09.730	1:12.253
2	9:42:18.968	2:15.671	1:05.539	1:10.132
3	9:44:33.331	2:14.363	1:04.907	1:09.456
4	9:46:48.261	2:14.930	1:05.194	1:09.736
5	9:49:00.660	2:12.399	1:02.948	1:09.451
p6	9:51:43.935	2:43.275	1:03.776	

(24) Julio Castroviejo

1	9:45:40.360	2:29.805	1:11.181	1:18.624
2	9:48:01.559	2:21.199	1:08.250	1:12.949
3	9:50:18.359	2:16.800	1:05.457	1:11.343
4	9:52:33.253	2:14.894	1:04.143	1:10.751
5	9:54:46.566	2:13.313	1:04.783	1:08.530

(37) Wanderson Bandeira

1	9:37:05.897	2:21.752	1:08.173	1:13.579
2	9:39:21.004	2:15.107	1:04.992	1:10.115
3	9:41:35.306	2:14.302	1:05.447	1:08.855
4	9:43:49.196	2:13.890	1:03.463	1:10.427
5	9:46:03.404	2:14.208	1:04.982	1:09.226
6	9:48:17.018	2:13.614	1:04.487	1:09.127

(19) Erinaldo Bezerra

1	9:36:49.277	2:16.572	1:05.565	1:11.007
2	9:39:05.255	2:15.978	1:04.887	1:11.091
3	9:41:19.155	2:13.900	1:04.374	1:09.526
4	9:43:34.124	2:14.969	1:04.704	1:10.265
5	9:45:49.814	2:15.690	1:04.836	1:10.854
p6	9:48:39.811	2:49.997	1:04.294	

(32) José Roberto Saraiva

1	9:38:54.598	2:26.905	1:12.068	1:14.837
2	9:41:14.270	2:19.672	1:07.000	1:12.672
3	9:43:33.314	2:19.044	1:06.799	1:12.245
4	9:45:52.585	2:19.271	1:06.111	1:13.160
5	9:48:12.149	2:19.564	1:05.516	1:14.048
6	9:50:27.535	2:15.386	1:05.210	1:10.176
7	9:52:44.214	2:16.679	1:06.352	1:10.327
8	9:54:59.139	2:14.925	1:04.664	1:10.261

(217) Jerry Adriano Santos

1	9:38:37.101	2:28.153	1:12.886	1:15.267
2	9:41:00.033	2:22.932	1:08.049	1:14.883
3	9:43:20.383	2:20.350	1:07.486	1:12.864
4	9:45:39.892	2:19.509	1:07.243	1:12.266
5	9:47:58.865	2:18.973	1:06.677	1:12.296
6	9:50:19.520	2:20.655	1:08.718	1:11.937

Lap	Time of Day	Lap Tm	S1	S2
7	9:52:35.939	2:16.419	1:05.096	1:11.323
8	9:54:52.823	2:16.884	1:05.878	1:11.006

(10) Lucas Portilho

1	9:38:20.366	2:26.910	1:11.500	1:15.410
2	9:40:53.525	2:33.159	1:19.554	1:13.605
3	9:43:41.282	2:47.757	1:26.206	1:21.551
4	9:46:02.046	2:20.764	1:07.022	1:13.742
5	9:48:20.776	2:18.730	1:06.350	1:12.380
6	9:50:39.294	2:18.518	1:06.017	1:12.501
7	9:52:56.758	2:17.464	1:05.265	1:12.199
8	9:55:13.825	2:17.067	1:05.611	1:11.456

(93) André Aun

1	9:37:28.513	2:26.520	1:12.025	1:14.495
2	9:39:49.680	2:21.167	1:07.400	1:13.767
3	9:42:10.435	2:20.755	1:07.828	1:12.927
4	9:44:32.635	2:22.200	1:07.139	1:15.061
5	9:46:51.835	2:19.200	1:06.941	1:12.259
6	9:49:09.628	2:17.793	1:06.368	1:11.425
7	9:51:26.839	2:17.211	1:06.026	1:11.185
8	9:53:47.345	2:20.506	1:05.692	1:14.814
9	9:56:05.047	2:17.702	1:06.687	1:11.015

(25) Daniel de Oliveira

1	9:37:54.812	2:18.575	1:06.857	1:11.718
2	9:40:12.195	2:17.383	1:05.893	1:11.490
3	9:42:29.448	2:17.253	1:05.572	1:11.681
4	9:44:47.583	2:18.135	1:06.255	1:11.880
p5	9:47:33.620	2:46.037	1:11.284	
6	9:50:26.311	2:52.691		1:12.008
7	9:52:45.817	2:19.506	1:08.042	1:11.464
8	9:55:03.313	2:17.496	1:05.712	1:11.784

(58) Norival Lotério

1	9:38:02.446	2:21.466	1:08.788	1:12.678
2	9:40:20.675	2:18.229	1:05.765	1:12.464
3	9:42:41.125	2:20.450	1:06.494	1:13.956
4	9:45:00.357	2:19.232	1:06.598	1:12.634
5	9:47:21.213	2:20.856	1:06.244	1:14.612
6	9:49:40.985	2:19.772	1:06.530	1:13.242
7	9:51:58.602	2:17.617	1:05.296	1:12.321
8	9:54:17.208	2:18.606	1:06.375	1:12.231
9	9:56:34.694	2:17.486	1:05.444	1:12.042

(98) Nicolas Veiga

1	9:37:12.704	2:24.405	1:09.440	1:14.965
2	9:39:31.529	2:18.825	1:06.605	1:12.220
3	9:41:53.182	2:21.653	1:08.715	1:12.938
4	9:44:11.082	2:17.900	1:06.263	1:11.637
5	9:46:28.979	2:17.897	1:05.774	1:12.123
6	9:48:47.072	2:18.093	1:06.265	1:11.828
7	9:51:05.753	2:18.681	1:06.619	1:12.062
8	9:53:23.456	2:17.703	1:06.176	1:11.527
9	9:55:41.726	2:18.270	1:06.584	1:11.686

(96) Alexandros Methentis

1	9:38:40.884	2:28.572	1:12.896	1:15.676
2	9:41:04.967	2:24.083	1:09.678	1:14.405
3	9:43:29.243	2:24.276	1:08.578	1:15.698
4	9:45:50.266	2:21.023	1:07.496	1:13.527
5	9:48:12.679	2:22.413	1:07.382	1:15.031
6	9:50:31.244	2:18.565	1:06.638	1:11.927
7	9:52:50.204	2:18.960	1:07.210	1:11.750
8	9:55:09.399	2:19.195	1:07.101	1:12.094

CRONOMETRAGEM

DIRETOR DE PROVA

COMISSARIOS

Orbits

www.cronoelo.com.br

RESULTADO SUJEITO A VERIFICAÇÕES TÉCNICAS E OU DESPORTIVAS

Printed: 27/04/2013 09:58:27

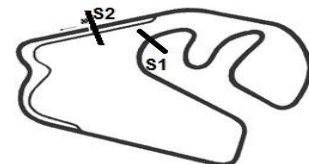


CRONOELO
CRONOMETRAGEM



2ª ETAPA SUPERBIKE SERIES BRASIL - 2013

26, 27 e 28 de abril - Interlagos - SP



SUPERBIKE SERIES BRASIL 2a ETAPA 2013

Copa Ninja 250R/300R - KAWASAKI

AUT J CARLOS PACE - INTERLAGOS 4,309 Km

1o TREINO CLASSIFICATORIO - NINJA 250R/300

27/04/2013 09:30

Qualifying (25:00 Time) started at 9:32:13

Lap	Time of Day	Lap Tm	S1	S2
(69) Rafael Pinheiro				
1	9:38:43.706	2:22.662	1:07.866	1:14.796
2	9:41:05.851	2:22.145	1:07.277	1:14.868
3	9:43:28.274	2:22.423	1:07.879	1:14.544
4	9:45:48.566	2:20.292	1:06.864	1:13.428
p5	9:48:48.195	2:59.629	1:06.734	
6	9:54:08.734	5:20.539		1:25.378

Lap	Time of Day	Lap Tm	S1	S2
(822) Niko Ramos				
1	9:38:32.177	2:31.553	1:12.847	1:18.706
2	9:40:58.068	2:25.891	1:09.923	1:15.968
3	9:43:26.306	2:28.238	1:09.300	1:18.938
4	9:45:50.690	2:24.384	1:09.466	1:14.918
5	9:48:12.929	2:22.239	1:08.628	1:13.611
6	9:50:34.571	2:21.642	1:07.846	1:13.796
7	9:52:55.543	2:20.972	1:07.200	1:13.772
8	9:55:15.987	2:20.444	1:07.702	1:12.742

Lap	Time of Day	Lap Tm	S1	S2
(1) Vinicius Magalhães				
1	9:39:06.891	2:24.566	1:08.702	1:15.864
2	9:41:29.601	2:22.710	1:08.718	1:13.992
3	9:43:50.196	2:20.595	1:06.968	1:13.627
4	9:46:12.613	2:22.417	1:08.249	1:14.168
p5	9:49:07.522	2:54.909	1:12.420	
6	9:52:09.068	3:01.546		1:14.265

Lap	Time of Day	Lap Tm	S1	S2
(16) Guilherme Pisani				
1	9:39:59.170	2:22.183	1:08.770	1:13.413
2	9:42:22.360	2:23.190	1:07.597	1:15.593
3	9:45:01.216	2:38.856	1:18.195	1:20.661
4	9:47:49.008	2:47.792	1:06.876	1:40.916
5	9:50:09.853	2:20.845	1:08.083	1:12.762
6	9:52:33.124	2:23.271	1:07.826	1:15.445
7	9:54:56.607	2:23.483	1:08.637	1:14.846

Lap	Time of Day	Lap Tm	S1	S2
(50) Luiz Souza Bezerra				
1	9:37:14.697	2:26.549	1:09.395	1:17.154
2	9:39:38.244	2:23.547	1:09.178	1:14.369
3	9:42:02.169	2:23.925	1:08.983	1:14.942
4	9:44:27.770	2:25.601	1:09.764	1:15.837
5	9:46:52.990	2:25.220	1:10.286	1:14.934
6	9:49:16.875	2:23.885	1:08.708	1:15.177
7	9:51:41.916	2:25.041	1:09.308	1:15.733
8	9:54:09.579	2:27.663	1:09.473	1:18.190
9	9:56:34.681	2:25.102	1:08.906	1:16.196

Lap	Time of Day	Lap Tm	S1	S2
(4) Fabio Dias				
1	9:37:04.277	2:28.948	1:10.475	1:18.473
2	9:39:30.636	2:26.359	1:09.048	1:17.311
3	9:41:56.088	2:25.452	1:10.293	1:15.159
4	9:44:19.794	2:23.706	1:08.913	1:14.793
5	9:46:43.470	2:23.676	1:08.418	1:15.258

Lap	Time of Day	Lap Tm	S1	S2
(84) Tiago Oliveira				
1	9:37:40.393	2:38.790	1:18.072	1:20.718
2	9:40:15.214	2:34.821	1:14.875	1:19.946
3	9:42:45.708	2:30.494	1:13.546	1:16.948
4	9:45:14.819	2:29.111	1:12.647	1:16.464
5	9:47:40.725	2:25.906	1:10.684	1:15.222
6	9:50:07.300	2:26.575	1:10.643	1:15.932
7	9:52:31.076	2:23.776	1:09.391	1:14.385
8	9:54:59.046	2:27.970	1:10.289	1:17.681

Lap	Time of Day	Lap Tm	S1	S2
(27) Emerson Maçal				
1	9:38:32.601	2:30.514	1:13.467	1:17.047
2	9:41:01.181	2:28.580	1:12.341	1:16.239

Lap	Time of Day	Lap Tm	S1	S2
3	9:43:28.602	2:27.421	1:12.088	1:15.333
4	9:45:53.321	2:24.719	1:09.445	1:15.274
p5	9:48:45.824	2:52.503	1:10.957	

Lap	Time of Day	Lap Tm	S1	S2
(333) André Bordokan				
1	9:37:42.466	2:34.230	1:14.980	1:19.250
2	9:40:14.214	2:31.748	1:13.386	1:18.362
3	9:42:43.461	2:29.247	1:11.681	1:17.566
4	9:45:12.029	2:28.568	1:11.600	1:16.968
5	9:47:39.165	2:27.136	1:11.180	1:15.956
6	9:50:06.336	2:27.171	1:11.524	1:15.647
7	9:52:31.946	2:25.610	1:11.127	1:14.483
8	9:54:58.531	2:26.585	1:11.102	1:15.483

Lap	Time of Day	Lap Tm	S1	S2
(76) Rafael Ferreira				
1	9:38:41.936	2:31.427	1:12.545	1:18.882
2	9:41:14.632	2:32.696	1:11.752	1:20.944
3	9:43:48.387	2:33.755	1:14.317	1:19.438
4	9:46:17.734	2:29.347	1:11.753	1:17.594
5	9:48:46.708	2:28.974	1:11.141	1:17.833
6	9:51:19.754	2:33.046	1:12.322	1:20.724
7	9:53:47.724	2:27.970	1:10.692	1:17.278
8	9:56:16.957	2:29.233	1:10.975	1:18.258

Lap	Time of Day	Lap Tm	S1	S2
(15) Willian Rodrigo Ribeiro				
1	9:41:54.542	2:46.071	1:21.308	1:24.763
2	9:44:37.146	2:42.604	1:16.448	1:26.156
3	9:47:16.660	2:39.514	1:17.682	1:21.832
4	9:49:49.629	2:32.969	1:14.605	1:18.364
5	9:52:21.758	2:32.129	1:13.575	1:18.554
6	9:54:52.707	2:30.949	1:12.437	1:18.512

Lap	Time of Day	Lap Tm	S1	S2
(34) Carlos Bento				
1	9:53:48.020	14:52.722		1:27.408
2	9:56:34.076	2:46.056	1:22.301	1:23.755

CRONOMETRAGEM

DIRETOR DE PROVA

COMISSARIOS

Orbits

www.cronoelo.com.br



CRONOELO
CRONOMETRAGEM

RESULTADO SUJEITO A VERIFICAÇÕES TÉCNICAS E OU DESPORTIVAS

Printed: 27/04/2013 09:58:27