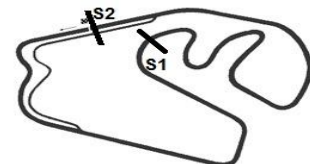




# 5ª ETAPA SUPERBIKE SERIES BRASIL - 2013

## 12, 13 e 14 de julho - Interlagos - SP



### SUPERBIKE SERIES BRASIL 5a ETAPA 2013

Copa Ninja 250R/300R - KAWASAKI

AUT J CARLOS PACE - INTERLAGOS 4,309 km

2o TREINO LIVRE - NINJA 250R/300R

12/07/2013 15:10

Practice (20:00 Time) started at 15:45:27

Lap	Lap Tm	S1	S2
<b>(46) André Gama</b>			
1	2:11.357	1:02.809	1:08.548
2	2:11.173	1:04.034	1:07.139
3	2:04.176	59.579	1:04.597
4	2:03.914	59.440	1:04.474
5	2:03.342	59.376	1:03.966
6	2:05.063	1:00.019	1:05.044
7	2:10.999	1:04.481	1:06.518
8	<b>2:02.537</b>	<b>59.088</b>	<b>1:03.449</b>

Lap	Lap Tm	S1	S2
<b>(404) Josué Buchecha Junior</b>			
1	2:12.562	1:02.602	1:09.960
2	2:11.043	1:02.686	1:08.357
3	2:08.750	1:01.166	1:07.584
4	2:06.193	1:00.688	1:05.505
5	<b>2:05.487</b>	<b>1:00.193</b>	<b>1:05.294</b>
6	2:07.282	1:01.474	1:05.808
7	2:06.508	1:00.800	1:05.708
8	2:07.894	1:01.668	1:06.226

Lap	Lap Tm	S1	S2
<b>(43) Carlinhos Andrade</b>			
1	2:09.625	1:02.692	1:06.933
2	2:09.404	1:01.912	1:07.492
3	2:06.548	1:00.744	1:05.804
4	2:06.099	1:00.377	1:05.722
5	<b>2:05.585</b>	<b>1:00.118</b>	<b>1:05.467</b>

Lap	Lap Tm	S1	S2
<b>(88) Sabrina Paiuta</b>			
1	2:11.139	1:03.562	1:07.577
2	2:10.161	1:02.533	1:07.628
3	2:07.562	1:02.356	1:05.206
4	2:06.472	1:00.890	1:05.582
5	<b>2:05.902</b>	1:00.895	<b>1:05.007</b>
6	2:06.822	<b>1:00.879</b>	1:05.943

Lap	Lap Tm	S1	S2
<b>(111) Jose Augusto Ayres</b>			
1	2:10.875	1:03.448	1:07.427
2	2:09.456	1:02.570	1:06.886
3	2:10.855	1:03.892	1:06.963
4	2:10.266	1:02.608	1:07.658
5	<b>2:07.639</b>	<b>1:01.819</b>	<b>1:05.820</b>

Lap	Lap Tm	S1	S2
<b>(73) Pierre Balducci</b>			
1	2:12.763	1:03.735	1:09.028
2	2:08.816	1:02.172	1:06.644
3	2:09.209	1:02.425	1:06.784
4	2:09.014	1:02.003	1:07.011
5	<b>2:08.033</b>	1:01.973	<b>1:06.060</b>
6	2:09.697	1:02.987	1:06.710
7	2:08.929	<b>1:01.882</b>	1:07.047
8	2:08.563	1:01.894	1:06.669

Lap	Lap Tm	S1	S2
<b>(44) Claudinei Costa Silva</b>			
1	2:09.977	1:02.327	1:07.650
2	2:11.261	1:02.136	1:09.125
3	2:09.790	1:02.511	1:07.279
4	2:08.898	1:01.914	<b>1:06.984</b>
5	2:11.521	1:04.494	1:07.027
6	2:10.214	1:02.217	1:07.997
7	<b>2:08.351</b>	1:01.138	1:07.213
8	2:08.581	<b>1:01.136</b>	1:07.445

Lap	Lap Tm	S1	S2
<b>(14) Cristiano Aires</b>			
1	2:11.734	1:03.253	1:08.481
2	2:10.677	1:02.251	1:08.426

Lap	Lap Tm	S1	S2
3	2:15.846	1:02.268	1:13.578
4	2:09.589	1:02.641	1:06.948
5	2:09.168	1:02.414	<b>1:06.754</b>
6	2:09.659	1:02.045	1:07.614
7	2:10.578	1:01.471	1:09.107
8	<b>2:08.757</b>	<b>1:01.347</b>	1:07.410

Lap	Lap Tm	S1	S2
<b>(9) Marcelo Augusto Cristal</b>			
1	2:13.258	1:04.472	1:08.786
2	2:11.462	1:02.276	1:09.186
3	2:10.760	1:03.316	1:07.444
4	2:10.326	1:02.280	1:08.046
5	<b>2:08.858</b>	<b>1:02.245</b>	<b>1:06.613</b>
6	2:09.332	1:02.524	1:06.808
7	2:10.646	1:02.341	1:08.305

Lap	Lap Tm	S1	S2
<b>(60) Dudu Rossini</b>			
1	2:11.521	1:03.697	1:07.824
2	<b>2:11.198</b>	1:03.569	<b>1:07.629</b>
3	2:12.964	<b>1:03.171</b>	1:09.793

Lap	Lap Tm	S1	S2
<b>(19) Junior Bezerra</b>			
1	2:16.258	1:06.054	1:10.204
2	2:13.404	1:04.077	1:09.327
3	2:11.955	1:03.804	1:08.151
4	2:11.627	<b>1:02.213</b>	1:09.414
5	2:11.439	1:03.338	1:08.101
6	2:12.263	1:03.883	1:08.380
7	<b>2:11.622</b>	1:03.772	<b>1:07.850</b>

Lap	Lap Tm	S1	S2
<b>(37) Wanderson Bandeira</b>			
1	3:24.704	2:13.892	1:10.812
2	2:16.634	1:06.152	1:10.482
3	2:13.097	1:04.083	1:09.014
4	2:13.452	1:04.014	1:09.438
5	2:13.061	1:03.364	1:09.697
6	<b>2:11.755</b>	<b>1:02.925</b>	<b>1:08.830</b>
7	2:14.052	1:03.120	1:10.932

Lap	Lap Tm	S1	S2
<b>(24) Julio Castroviejo</b>			
1	2:18.513	1:08.375	1:10.138
2	2:14.126	1:04.698	1:09.428
3	2:15.596	1:05.552	1:10.044
4	<b>2:12.216</b>	<b>1:03.736</b>	1:08.480
5	2:15.271	1:05.417	1:09.854
6	2:13.046	1:04.786	<b>1:08.260</b>

Lap	Lap Tm	S1	S2
<b>(59) Luiz Henrique Borges</b>			
1	2:13.973	1:05.170	1:08.803
2	<b>2:12.384</b>	<b>1:03.884</b>	1:08.500
3	2:14.407	1:04.704	1:09.703
4	2:13.254	1:04.639	1:08.615
5	2:14.187	1:04.503	1:09.684
6	2:13.121	1:05.144	<b>1:07.977</b>
7	2:13.820	1:04.665	1:09.155

Lap	Lap Tm	S1	S2
<b>(58) Norival Lotério</b>			
1	2:16.737	1:06.005	1:10.732
2	2:13.077	1:03.906	1:09.171
3	2:15.347	1:04.474	1:10.873
4	2:14.165	1:04.251	1:09.914
5	2:15.403	1:05.251	1:10.152
6	<b>2:12.932</b>	<b>1:03.738</b>	1:09.194
7	2:13.305	1:04.143	<b>1:09.162</b>

Lap	Lap Tm	S1	S2
<b>(25) Daniel de Oliveira</b>			

CRONOMETRAGEM

DIRETOR DE PROVA

COMISSARIOS

Orbits

www.cronoelo.com.br

RESULTADO SUJEITO A ALTERAÇÕES TÉCNICAS E/OU DESPORTIVAS

Printed: 12/07/2013 16:09:03

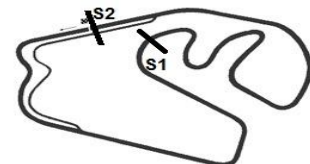


CRONOELO  
CRONOMETRAGEM



# 5ª ETAPA SUPERBIKE SERIES BRASIL - 2013

## 12, 13 e 14 de julho - Interlagos - SP



### SUPERBIKE SERIES BRASIL 5a ETAPA 2013

Copa Ninja 250R/300R - KAWASAKI

AUT J CARLOS PACE - INTERLAGOS 4,309 km

2o TREINO LIVRE - NINJA 250R/300R

12/07/2013 15:10

Practice (20:00 Time) started at 15:45:27

Lap	Lap Tm	S1	S2
1	2:16.645	1:04.980	1:11.665
2	2:14.267	1:04.372	1:09.895
3	2:14.072	1:04.215	1:09.857
4	2:15.855	1:03.901	1:11.954
5	2:15.138	1:04.219	1:10.919
6	2:13.983	1:04.250	1:09.733
7	2:14.157	<b>1:03.792</b>	1:10.365
8	<b>2:13.172</b>	1:04.022	<b>1:09.150</b>

(41) Angelo Matos Vieira

1	2:14.011	1:04.438	1:09.573
2	2:17.510	1:05.926	1:11.584
3	2:19.361	1:05.324	1:14.037
4	<b>2:13.650</b>	<b>1:03.751</b>	1:09.899
5	2:13.798	1:04.305	1:09.493
6	2:14.207	1:04.832	<b>1:09.375</b>

(4) Fabio Pereira Dias

1	2:18.399	1:06.117	1:12.282
2	2:21.001	1:06.150	1:14.851
3	2:15.860	1:04.706	1:11.154
4	2:14.341	<b>1:04.266</b>	1:10.075
5	2:16.092	1:05.424	1:10.668
6	2:15.166	1:05.136	1:10.030
7	<b>2:13.971</b>	1:04.567	<b>1:09.404</b>

(16) Lucas Tosato

1	2:15.156	1:04.931	1:10.225
2	2:14.936	1:04.637	1:10.299
3	2:14.673	1:04.626	1:10.047
4	2:14.477	<b>1:04.074</b>	1:10.403
5	2:16.107	1:04.437	1:11.670
6	2:14.740	1:05.062	<b>1:09.678</b>
7	<b>2:14.257</b>	1:04.384	1:09.873

(23) Gustavo Papadopoli

1	2:24.728	1:09.616	1:15.112
2	2:16.215	1:06.226	<b>1:09.989</b>
3	2:15.708	1:05.112	1:10.596
4	2:17.525	<b>1:03.722</b>	1:13.803
5	2:15.595	1:04.119	1:11.476
6	<b>2:15.133</b>	1:04.413	1:10.720

(15) Willian Rodrigo Ribeiro

1	2:20.046	1:06.843	1:13.203
2	2:16.063	1:05.081	1:10.982
3	2:21.995	1:09.027	1:12.968
4	2:19.131	1:05.350	1:13.781
5	<b>2:15.235</b>	<b>1:04.975</b>	1:10.260
6	2:26.959	1:10.214	1:16.745
7	2:15.812	1:06.289	<b>1:09.523</b>

(8) Andy Lima

1	2:25.716	1:11.782	1:13.934
2	2:21.985	1:08.430	1:13.555
3	2:17.883	1:06.556	1:11.327
4	2:16.778	1:05.254	1:11.524
5	2:17.004	<b>1:05.151</b>	1:11.853
6	2:18.066	1:05.638	1:12.428
7	<b>2:16.054</b>	1:05.480	<b>1:10.574</b>

(18) Gustavo Aldegheri

1	2:20.184	1:07.262	1:12.922
2	2:19.864	1:06.708	1:13.156
3	2:19.227	1:06.929	1:12.298
4	2:19.078	1:06.777	1:12.301

Lap	Lap Tm	S1	S2
5	2:19.130	1:06.042	1:13.088
6	<b>2:16.999</b>	<b>1:05.369</b>	<b>1:11.630</b>
7	2:18.776	1:06.521	1:12.255

(12) Antônio Rodrigues "Bequinho"

1	2:21.510	1:09.092	1:12.418
2	2:19.889	1:07.722	1:12.167
3	2:19.509	1:07.003	1:12.506
4	2:18.306	1:06.639	1:11.667
5	2:18.161	1:06.818	<b>1:11.343</b>
6	<b>2:17.778</b>	<b>1:06.121</b>	1:11.657

(32) José Roberto Saraiva

1	2:20.890	1:08.446	1:12.444
2	2:19.342	1:06.556	1:12.786
3	2:20.294	1:06.765	1:13.529
4	2:18.422	1:05.943	1:12.479
5	2:20.071	<b>1:05.702</b>	1:14.369
6	2:18.966	1:06.753	1:12.213
7	<b>2:18.018</b>	1:06.016	<b>1:12.002</b>

(78) Abimael Silva de Souza

1	2:23.580	1:08.792	1:14.788
2	2:22.327	1:08.038	1:14.289
3	2:29.452	1:08.318	1:21.134
4	2:21.938	1:07.913	1:14.025
5	2:19.649	1:07.133	1:12.516
6	<b>2:18.139</b>	<b>1:05.832</b>	1:12.307
7	2:18.234	1:06.925	<b>1:11.309</b>

(98) Nicolas Veiga

1	2:19.674	1:07.724	<b>1:11.950</b>
2	<b>2:18.220</b>	<b>1:06.048</b>	1:12.172

(10) Lucas Portilho

1	2:23.151	1:09.499	1:13.652
2	<b>2:18.604</b>	<b>1:06.040</b>	<b>1:12.564</b>

(51) Rômulo Yoshida

1	2:21.002	1:07.439	1:13.563
2	<b>2:18.718</b>	<b>1:06.432</b>	1:12.286
3	2:20.884	1:07.418	1:13.466
4	2:19.236	1:06.761	1:12.475
5	2:19.005	1:06.838	<b>1:12.167</b>
6	2:19.781	1:06.770	1:13.011
7	2:19.534	1:07.365	1:12.169

(50) Luiz Souza Bezerra

1	2:19.906	1:06.932	1:12.974
2	2:19.933	1:06.746	1:13.187
3	2:21.086	1:07.828	1:13.258
4	2:20.199	1:07.013	1:13.186
5	2:18.942	1:06.931	1:12.011
6	2:19.664	<b>1:06.711</b>	1:12.953
7	<b>2:18.771</b>	1:07.017	<b>1:11.754</b>

(27) Emerson Marçal

1	2:21.521	1:08.102	1:13.419
2	2:22.894	1:07.467	1:15.427
3	2:21.682	<b>1:06.393</b>	1:15.289
4	2:23.778	1:08.302	1:15.476
5	2:19.337	1:06.648	1:12.689
6	<b>2:18.965</b>	1:07.165	1:11.800
7	2:19.932	1:08.201	<b>1:11.731</b>

(333) André Ming

CRONOMETRAGEM

DIRETOR DE PROVA

COMISSARIOS

Orbits

www.cronoelo.com.br

RESULTADO SUJEITO A ALTERAÇÕES TÉCNICAS E/OU DESPORTIVAS

Printed: 12/07/2013 16:09:03

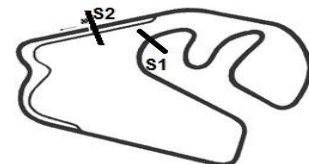


CRONOELO  
CRONOMETRAGEM



# 5ª ETAPA SUPERBIKE SERIES BRASIL - 2013

12, 13 e 14 de julho - Interlagos - SP



## SUPERBIKE SERIES BRASIL 5a ETAPA 2013

Copa Ninja 250R/300R - KAWASAKI

AUT J CARLOS PACE - INTERLAGOS 4,309 km

2o TREINO LIVRE - NINJA 250R/300R

12/07/2013 15:10

Practice (20:00 Time) started at 15:45:27

Lap	Lap Tm	S1	S2
1	2:22.495	1:09.833	1:12.662
2	2:20.704	1:08.024	1:12.680
3	2:19.685	1:08.099	<b>1:11.586</b>
4	2:19.716	1:07.638	1:12.078
5	2:20.888	1:08.386	1:12.502
6	2:19.731	<b>1:07.595</b>	1:12.136
7	<b>2:19.622</b>	1:07.611	1:12.011

Lap	Lap Tm	S1	S2
<b>(822) Nikolas Ramos</b>			
1	3:08.007	1:32.496	1:35.511
2	2:58.857	1:25.555	1:33.302
3	2:54.492	1:24.302	1:30.190
4	2:48.214	1:21.719	<b>1:26.495</b>
5	<b>2:47.412</b>	<b>1:20.860</b>	1:26.552

### (1) Vinicius Magalhães

1	2:46.939	1:33.247	1:13.692
2	2:20.010	1:06.692	1:13.318
3	2:22.127	<b>1:06.307</b>	1:15.820
4	<b>2:19.651</b>	1:06.331	1:13.320
5	2:22.053	1:09.126	<b>1:12.927</b>
6	2:23.295	1:06.677	1:16.618

### (96) Alexandros Methentis

1	2:26.143	1:11.024	1:15.119
2	2:22.679	1:08.806	1:13.873
3	2:24.707	1:10.320	1:14.387
4	2:21.883	1:07.921	1:13.962
5	<b>2:20.555</b>	<b>1:07.556</b>	1:12.999
6	2:22.994	1:09.665	1:13.329
7	2:21.028	1:08.117	<b>1:12.911</b>

### (49) Fernando Xavier

1	2:23.543	1:08.542	1:15.001
2	2:23.806	1:08.600	1:15.206
3	2:25.864	1:08.187	1:17.677
4	2:23.460	1:08.120	1:15.340
5	<b>2:21.630</b>	1:07.946	<b>1:13.684</b>

### (55) Edinho Monteiro

1	2:26.452	1:11.009	1:15.443
2	2:26.169	1:09.895	1:16.274
3	2:27.627	1:11.387	1:16.240
4	2:26.638	1:10.381	1:16.257
5	<b>2:25.100</b>	<b>1:09.802</b>	<b>1:15.298</b>
6	2:28.170	1:10.866	1:17.304
7	2:27.707	1:11.153	1:16.554

### (97) Edison Yamazato

1	2:34.660	1:15.190	1:19.470
2	2:29.197	1:13.157	1:16.040
3	2:27.803	<b>1:10.865</b>	1:16.938
4	2:27.389	1:11.500	1:15.889
5	2:27.766	1:11.395	1:16.371
6	<b>2:27.247</b>	1:11.485	1:15.762
7	2:27.355	1:11.669	<b>1:15.686</b>

### (71) José Proença

1	2:37.338	1:16.918	1:20.420
2	2:36.104	1:16.156	1:19.948
3	2:39.765	1:16.522	1:23.243
4	2:35.587	1:15.542	1:20.045
5	2:36.217	1:15.527	1:20.690
6	<b>2:33.894</b>	<b>1:14.260</b>	<b>1:19.634</b>

### (220) Renato Berto

1	2:39.628	1:18.275	1:21.353
2	2:38.022	1:17.044	1:20.978
3	2:39.821	1:17.723	1:22.098
4	2:35.634	1:16.106	<b>1:19.528</b>
5	2:35.992	<b>1:15.350</b>	1:20.642
6	<b>2:35.408</b>	1:15.493	1:19.915

CRONOMETRAGEM

DIRETOR DE PROVA

COMISSARIOS

Orbits

www.cronoelo.com.br

RESULTADO SUJEITO A ALTERAÇÕES TÉCNICAS E/OU DESPORTIVAS

Printed: 12/07/2013 16:09:03



CRONOELO  
CRONOMETRAGEM