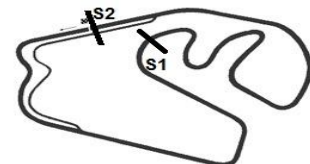




# 5ª ETAPA SUPERBIKE SERIES BRASIL - 2013

## 12, 13 e 14 de julho - Interlagos - SP



### SUPERBIKE SERIES BRASIL 5a ETAPA 2013

Copa Ninja 250R/300R - KAWASAKI

AUT J CARLOS PACE - INTERLAGOS 4,309 km

PROVA - NINJA 250R/300

14/07/2013 10:16

Race (10 Laps) started at 10:18:17

Lap	Lap Tm	S1	S2
<b>(88) Sabrina Paiuta</b>			
1	2:08.319	1:03.980	1:04.339
2	2:03.866	59.815	1:04.051
3	2:03.244	59.533	1:03.711
4	2:02.977	59.461	1:03.516
5	2:02.489	59.349	1:03.140
6	2:02.769	59.522	1:03.247
7	2:02.461	59.067	1:03.394
8	<b>2:02.219</b>	59.558	<b>1:02.661</b>
9	2:02.231	<b>58.364</b>	1:03.867
10	2:02.739	59.358	1:03.381

Lap	Lap Tm	S1	S2
<b>(46) André Gama</b>			
1	2:06.514	1:02.833	1:03.681
2	2:02.605	58.699	1:03.906
3	<b>2:01.910</b>	<b>58.276</b>	<b>1:03.634</b>
4	2:02.812	58.768	1:04.044
5	2:02.407	58.727	1:03.680
6	2:03.451	59.630	1:03.821
7	2:03.664	58.762	1:04.902
8	2:04.431	59.763	1:04.668
9	2:03.026	58.909	1:04.117
10	2:02.838	59.092	1:03.746

Lap	Lap Tm	S1	S2
<b>(43) Carlinhos Andrade</b>			
1	2:10.455	1:05.113	1:05.342
2	2:06.306	1:00.984	1:05.322
3	2:06.894	1:00.942	1:05.952
4	2:06.317	1:00.749	1:05.568
5	2:06.397	1:00.926	1:05.471
6	2:07.163	1:00.855	1:06.308
7	2:06.601	1:01.094	1:05.507
8	2:05.589	1:00.494	1:05.095
9	<b>2:05.571</b>	1:00.596	<b>1:04.975</b>
10	2:05.620	<b>1:00.249</b>	1:05.371

Lap	Lap Tm	S1	S2
<b>(404) Josué Buchecha Junior</b>			
1	2:10.392	1:04.430	1:05.962
2	2:06.633	1:00.965	1:05.668
3	2:06.330	1:00.621	1:05.709
4	2:06.925	1:00.959	1:05.966
5	2:06.656	1:00.598	1:06.058
6	2:06.335	1:00.434	1:05.901
7	2:06.891	1:01.264	1:05.627
8	<b>2:05.334</b>	1:00.424	<b>1:04.910</b>
9	2:06.262	1:00.711	1:05.551
10	2:06.027	<b>1:00.138</b>	1:05.889

Lap	Lap Tm	S1	S2
<b>(73) Pierre Balducci</b>			
1	2:12.920	1:06.681	1:06.239
2	2:08.129	1:02.110	1:06.019
3	2:09.035	1:02.487	1:06.548
4	2:07.076	1:00.979	1:06.097
5	2:06.981	1:01.022	1:05.959
6	<b>2:06.646</b>	1:00.997	1:05.649
7	2:07.894	1:01.673	1:06.221
8	2:06.861	1:01.300	<b>1:05.561</b>
9	2:06.885	<b>1:00.914</b>	1:05.971
10	2:09.376	1:02.451	1:06.925

Lap	Lap Tm	S1	S2
<b>(44) Claudinei Costa Silva</b>			
1	2:14.078	1:06.779	1:07.299
2	2:08.296	1:01.862	1:06.434
3	2:08.984	1:01.810	1:07.174
4	2:07.165	1:01.629	<b>1:05.536</b>

Lap	Lap Tm	S1	S2
5	2:07.052	1:01.106	1:05.946
6	<b>2:06.876</b>	<b>1:01.071</b>	1:05.805
7	2:07.305	1:01.595	1:05.710
8	2:07.805	1:01.239	1:06.566
9	2:07.992	1:01.589	1:06.403
10	2:08.004	1:01.986	1:06.018

Lap	Lap Tm	S1	S2
<b>(111) Jose Augusto Ayres</b>			
1	2:12.475	1:06.101	1:06.374
2	2:07.864	1:01.825	1:06.039
3	2:09.601	1:02.505	1:07.096
4	2:07.613	1:01.822	1:05.791
5	2:06.720	1:01.287	<b>1:05.433</b>
6	2:12.576	1:05.040	1:07.536
7	2:07.194	1:01.122	1:06.072
8	2:07.023	1:01.110	1:05.913
9	<b>2:06.198</b>	<b>1:00.601</b>	1:05.597
10	2:09.396	1:01.452	1:07.944

Lap	Lap Tm	S1	S2
<b>(14) Cristiano Aires</b>			
1	2:13.449	1:06.093	1:07.356
2	2:07.831	1:01.167	1:06.664
3	2:08.420	1:01.591	1:06.829
4	2:08.028	1:01.357	1:06.671
5	<b>2:07.266</b>	1:01.255	<b>1:06.011</b>
6	2:12.142	1:06.074	1:06.068
7	2:07.382	1:00.992	1:06.390
8	2:07.669	1:00.855	1:06.814
9	2:07.362	<b>1:00.738</b>	1:06.624
10	2:08.244	1:01.870	1:06.374

Lap	Lap Tm	S1	S2
<b>(9) Marcelo Augusto Cristal</b>			
1	2:14.135	1:07.144	1:06.991
2	2:07.792	1:01.556	<b>1:06.236</b>
3	2:08.498	1:02.040	1:06.458
4	2:08.344	1:01.913	1:06.431
5	<b>2:07.608</b>	<b>1:01.302</b>	1:06.306
6	2:10.045	1:03.411	1:06.634
7	2:09.964	1:01.963	1:08.001
8	2:08.089	1:01.498	1:06.591
9	2:08.745	1:01.687	1:07.058
10	2:08.457	1:01.750	1:06.707

Lap	Lap Tm	S1	S2
<b>(92) Diego Querzoli</b>			
1	2:15.481	1:07.933	1:07.548
2	<b>2:10.042</b>	1:02.845	<b>1:07.197</b>
3	2:10.130	1:02.892	1:07.238
4	2:10.332	<b>1:02.281</b>	1:08.051
5	2:11.076	1:02.858	1:08.218
6	2:10.947	1:02.425	1:08.522
7	2:10.867	1:02.550	1:08.317
8	2:12.636	1:03.709	1:08.927
9	2:11.102	1:02.993	1:08.109
10	2:10.542	1:02.632	1:07.910

Lap	Lap Tm	S1	S2
<b>(60) Dudu Rossini</b>			
1	2:14.976	1:07.208	1:07.768
2	2:10.757	1:03.478	1:07.279
3	<b>2:09.999</b>	1:02.963	<b>1:07.036</b>
4	2:10.157	1:02.821	1:07.336
5	2:10.842	1:03.708	1:07.134
6	2:10.902	1:02.862	1:08.040
7	2:10.892	1:03.011	1:07.881
8	2:12.333	1:03.211	1:09.122
9	2:11.405	1:03.066	1:08.339
10	2:10.520	<b>1:02.742</b>	1:07.778

CRONOMETRAGEM

DIRETOR DE PROVA

COMISSARIOS

Orbits

www.cronoelo.com.br



CRONOELO  
CRONOMETRAGEM

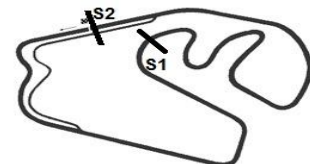
RESULTADO SUJEITO A ALTERAÇÕES TÉCNICAS E/OU DESPORTIVAS

Printed: 14/07/2013 10:48:56



# 5ª ETAPA SUPERBIKE SERIES BRASIL - 2013

## 12, 13 e 14 de julho - Interlagos - SP



### SUPERBIKE SERIES BRASIL 5a ETAPA 2013

Copa Ninja 250R/300R - KAWASAKI

AUT J CARLOS PACE - INTERLAGOS 4,309 km

PROVA - NINJA 250R/300

14/07/2013 10:16

Race (10 Laps) started at 10:18:17

Lap	Lap Tm	S1	S2
<b>(999) Vitor Batista</b>			
1	2:15.520	1:07.410	1:08.110
2	2:10.414	<b>1:01.955</b>	1:08.459
3	2:10.478	1:03.201	<b>1:07.277</b>
4	<b>2:10.143</b>	1:02.282	1:07.861
5	2:11.021	1:02.908	1:08.113
6	2:12.242	1:03.422	1:08.820
7	2:10.956	1:03.241	1:07.715
8	2:11.411	1:02.437	1:08.974
9	2:11.091	1:03.161	1:07.930
10	2:11.910	1:02.817	1:09.093

<b>(19) Junior Bezerra</b>			
1	2:15.145	1:07.551	1:07.594
2	2:10.837	1:02.971	1:07.866
3	2:10.606	1:02.798	1:07.808
4	2:10.812	<b>1:02.487</b>	1:08.325
5	<b>2:09.649</b>	1:02.633	<b>1:07.016</b>
6	2:10.779	1:03.177	1:07.602
7	2:12.200	1:03.176	1:09.024
8	2:12.162	1:03.135	1:09.027
9	2:10.750	1:03.195	1:07.555
10	2:13.138	1:03.601	1:09.537

<b>(15) Willian Rodrigo Ribeiro</b>			
1	2:16.113	1:08.041	1:08.072
2	2:10.078	1:02.293	1:07.785
3	2:09.952	1:02.308	1:07.644
4	<b>2:09.642</b>	1:02.172	1:07.470
5	2:10.356	1:03.150	<b>1:07.206</b>
6	2:12.209	1:03.331	1:08.878
7	2:09.787	<b>1:02.146</b>	1:07.641
8	2:11.889	1:02.980	1:08.909
9	2:15.425	1:03.210	1:12.215
10	2:10.991	1:02.149	1:08.842

<b>(81) Thiago Carvalho Costa</b>			
1	2:17.690	1:08.418	1:09.272
2	2:13.996	1:03.024	1:10.972
3	2:11.669	1:03.317	1:08.352
4	2:10.930	1:02.953	1:07.977
5	2:11.234	1:03.114	1:08.120
6	2:10.290	1:02.405	1:07.885
7	2:10.161	<b>1:02.205</b>	1:07.956
8	2:10.107	1:02.517	1:07.590
9	2:10.557	1:03.092	<b>1:07.465</b>
10	<b>2:09.883</b>	1:02.212	1:07.671

<b>(24) Julio Castroviejo</b>			
1	2:15.839	1:07.176	1:08.663
2	2:12.732	1:04.200	1:08.532
3	2:11.871	1:03.256	1:08.615
4	2:12.521	1:03.679	1:08.842
5	2:12.048	1:03.542	1:08.506
6	2:12.180	1:03.592	1:08.588
7	2:11.313	1:03.410	<b>1:07.903</b>
8	<b>2:10.961</b>	<b>1:02.782</b>	1:08.179
9	2:12.956	1:03.879	1:09.077
10	2:12.900	1:03.704	1:09.196

<b>(25) Daniel de Oliveira</b>			
1	2:18.707	1:09.047	1:09.660
2	2:15.641	1:03.020	1:12.621
3	2:11.426	1:02.813	1:08.613
4	2:13.748	1:04.486	1:09.262

5	2:11.069	<b>1:02.803</b>	1:08.266
6	2:12.782	1:04.282	1:08.500
7	2:12.914	1:04.048	1:08.866
8	2:10.976	1:03.245	1:07.731
9	<b>2:10.930</b>	1:03.844	<b>1:07.086</b>
10	2:11.031	1:03.229	1:07.802

<b>(77) Carlos Passaro</b>			
1	2:17.190	1:07.892	1:09.298
2	2:15.225	1:04.624	1:10.601
3	2:12.781	1:03.772	1:09.009
4	2:13.332	1:04.033	1:09.299
5	2:11.714	1:02.859	1:08.855
6	2:12.648	1:03.794	1:08.854
7	2:12.709	1:03.450	1:09.259
8	2:11.224	1:03.128	1:08.096
9	<b>2:10.829</b>	1:03.223	<b>1:07.606</b>
10	2:11.148	<b>1:02.791</b>	1:08.357

<b>(58) Junior Lotério</b>			
1	2:17.905	1:08.798	1:09.107
2	2:13.832	1:03.408	1:10.424
3	2:12.899	1:04.014	1:08.885
4	2:12.345	1:03.524	1:08.821
5	2:12.374	<b>1:03.086</b>	1:09.288
6	2:13.095	1:04.765	1:08.330
7	2:12.681	1:03.454	1:09.227
8	<b>2:11.183</b>	1:03.476	<b>1:07.707</b>
9	2:13.171	1:03.854	1:09.317
10	2:13.602	1:03.705	1:09.897

<b>(37) Wanderson Bandeira</b>			
1	2:20.046	1:09.630	1:10.416
2	2:13.463	<b>1:02.872</b>	1:10.591
3	2:12.785	1:04.143	1:08.642
4	2:13.261	1:03.715	1:09.546
5	2:12.276	1:03.301	1:08.975
6	2:12.708	1:03.675	1:09.033
7	<b>2:11.833</b>	1:03.243	1:08.590
8	2:13.774	1:04.264	1:09.510
9	2:11.955	1:03.639	<b>1:08.316</b>
10	2:12.641	1:03.730	1:08.911

<b>(41) Angelo Matos Vieira</b>			
1	2:19.586	1:09.374	1:10.212
2	2:13.339	1:04.178	1:09.161
3	2:12.448	1:03.140	1:09.308
4	2:12.578	1:03.443	1:09.135
5	<b>2:11.968</b>	1:03.350	<b>1:08.618</b>
6	2:12.951	1:03.371	1:09.580
7	2:12.514	1:03.817	1:08.697
8	2:14.713	1:03.141	1:11.572
9	2:12.317	<b>1:03.127</b>	1:09.190
10	2:12.683	1:03.455	1:09.228

<b>(59) Luiz Henrique Borges</b>			
1	2:20.454	1:09.535	1:10.919
2	2:16.902	1:07.797	1:09.105
3	2:14.714	1:04.472	1:10.242
4	2:12.847	1:04.040	1:08.807
5	2:12.821	1:04.140	1:08.681
6	<b>2:11.170</b>	1:03.187	<b>1:07.983</b>
7	2:12.217	1:02.818	1:09.399
8	2:13.027	1:02.514	1:10.513
9	2:11.727	1:03.521	1:08.206
10	2:11.882	<b>1:02.364</b>	1:09.518

CRONOMETRAGEM

DIRETOR DE PROVA

COMISSARIOS

Orbits

www.cronoelo.com.br

RESULTADO SUJEITO A ALTERAÇÕES TÉCNICAS E/OU DESPORTIVAS

Printed: 14/07/2013 10:48:56

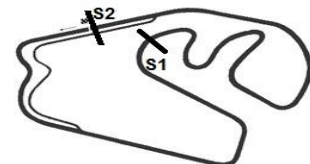


CRONOELO  
CRONOMETRAGEM



# 5ª ETAPA SUPERBIKE SERIES BRASIL - 2013

## 12, 13 e 14 de julho - Interlagos - SP



### SUPERBIKE SERIES BRASIL 5a ETAPA 2013

Copa Ninja 250R/300R - KAWASAKI

AUT J CARLOS PACE - INTERLAGOS 4,309 km

PROVA - NINJA 250R/300

14/07/2013 10:16

Race (10 Laps) started at 10:18:17

Lap	Lap Tm	S1	S2
<b>(13) Mauricio dos Santos</b>			
1	2:18.230	1:08.608	1:09.622
2	2:15.398	1:05.673	1:09.725
3	2:12.568	1:03.450	1:09.118
4	2:12.772	1:04.177	1:08.595
5	2:11.588	1:03.496	1:08.092
6	2:12.274	1:03.429	1:08.845
7	<b>2:10.995</b>	<b>1:02.900</b>	1:08.095
8	2:11.286	1:03.206	<b>1:08.080</b>
9	2:12.326	1:03.460	1:08.866
10	2:20.569	1:03.714	1:16.855

Lap	Lap Tm	S1	S2
<b>(23) Fernando Villalon</b>			
1	2:21.979	1:11.326	1:10.653
2	2:13.779	1:04.002	1:09.777
3	2:13.682	1:04.516	1:09.166
4	2:14.608	1:05.208	1:09.400
5	2:18.111	1:05.793	1:12.318
6	<b>2:12.670</b>	1:03.894	<b>1:08.776</b>
7	2:15.077	1:05.331	1:09.746
8	2:15.731	1:05.914	1:09.817
9	2:13.119	1:03.605	1:09.514
10	2:12.938	<b>1:03.314</b>	1:09.624

Lap	Lap Tm	S1	S2
<b>(12) Antônio Rodrigues "Bequinho"</b>			
1	2:20.387	1:10.161	1:10.226
2	2:13.828	1:04.421	1:09.407
3	2:14.777	1:04.864	1:09.913
4	2:14.071	<b>1:04.378</b>	1:09.693
5	2:15.448	1:05.632	1:09.816
6	2:14.919	1:05.268	1:09.651
7	2:15.150	1:05.066	1:10.084
8	2:14.104	1:04.790	1:09.314
9	2:15.268	1:05.118	1:10.150
10	<b>2:13.123</b>	1:04.581	<b>1:08.542</b>

Lap	Lap Tm	S1	S2
<b>(18) Gustavo Aldegheri</b>			
1	2:19.819	1:09.097	1:10.722
2	2:14.317	1:04.407	1:09.910
3	2:17.167	1:06.872	1:10.295
4	2:14.225	1:03.810	1:10.415
5	2:14.067	1:04.167	1:09.900
6	2:14.597	1:04.978	1:09.619
7	2:15.261	1:05.054	1:10.207
8	<b>2:13.380</b>	<b>1:03.722</b>	1:09.658
9	2:14.768	1:05.214	<b>1:09.554</b>
10	2:14.183	1:04.510	1:09.673

Lap	Lap Tm	S1	S2
<b>(8) Andy Lima</b>			
1	2:24.154	1:11.893	1:12.261
2	2:19.472	1:07.381	1:12.091
3	2:15.655	1:05.193	1:10.462
4	2:16.495	1:05.829	1:10.666
5	2:15.000	1:04.745	1:10.255
6	<b>2:13.517</b>	<b>1:04.264</b>	<b>1:09.253</b>
7	2:15.812	1:05.343	1:10.469
8	2:15.140	1:05.603	1:09.537
9	2:15.346	1:05.334	1:10.012

Lap	Lap Tm	S1	S2
<b>(98) Nicolas Veiga</b>			
1	2:21.139	1:10.303	1:10.836
2	2:16.213	1:05.049	1:11.164
3	2:16.041	1:05.263	1:10.778
4	2:16.323	<b>1:05.022</b>	1:11.301
5	2:15.509	1:05.419	1:10.090

Lap	Lap Tm	S1	S2
6	2:16.622	1:05.837	1:10.785
7	2:16.779	1:05.858	1:10.921
8	<b>2:15.079</b>	1:05.391	<b>1:09.688</b>
9	2:16.133	1:05.827	1:10.306

Lap	Lap Tm	S1	S2
<b>(27) Emerson Marçal</b>			
1	2:23.743	1:12.652	1:11.091
2	<b>2:15.027</b>	<b>1:04.129</b>	1:10.898
3	2:15.614	1:05.700	<b>1:09.914</b>
4	2:16.919	1:05.097	1:11.822
5	2:15.610	1:05.507	1:10.103
6	2:17.917	1:06.146	1:11.771
7	2:15.315	1:04.979	1:10.336
8	2:15.685	1:05.652	1:10.033
9	2:15.912	1:05.875	1:10.037

Lap	Lap Tm	S1	S2
<b>(78) Helder Franklin</b>			
1	2:22.251	1:11.341	1:10.910
2	2:16.890	1:05.086	1:11.804
3	2:15.178	<b>1:04.585</b>	1:10.593
4	2:16.624	1:05.570	1:11.054
5	<b>2:15.056</b>	1:05.343	<b>1:09.713</b>
6	2:16.631	1:05.830	1:10.801
7	2:16.919	1:05.907	1:11.012
8	2:15.612	1:05.418	1:10.194
9	2:16.074	1:05.636	1:10.438

Lap	Lap Tm	S1	S2
<b>(4) Fabio Pereira Dias</b>			
1	2:23.904	1:11.256	1:12.648
2	2:20.152	1:07.586	1:12.566
3	2:15.571	1:04.751	1:10.820
4	2:16.366	1:04.436	1:11.930
5	2:15.275	1:05.051	1:10.224
6	<b>2:14.296</b>	<b>1:04.288</b>	<b>1:10.008</b>
7	2:14.812	1:04.579	1:10.233
8	2:15.560	1:05.476	1:10.084
9	2:16.032	1:05.200	1:10.832

Lap	Lap Tm	S1	S2
<b>(16) Lucas Tosato</b>			
1	2:17.357	1:08.351	1:09.006
2	2:53.900	<b>1:02.820</b>	1:51.080
3	2:13.733	1:04.501	1:09.232
4	2:14.347	1:03.835	1:10.512
5	2:13.097	1:04.025	1:09.072
6	2:13.974	1:04.014	1:09.960
7	2:12.017	1:03.636	1:08.381
8	<b>2:12.002</b>	1:03.673	<b>1:08.329</b>
9	2:12.340	1:03.504	1:08.836

Lap	Lap Tm	S1	S2
<b>(51) Rômulo Yoshida</b>			
1	2:22.616	1:11.834	1:10.782
2	2:20.456	1:07.151	1:13.305
3	2:17.878	1:06.587	1:11.291
4	2:16.383	<b>1:05.103</b>	1:11.280
5	2:16.467	1:05.281	1:11.186
6	2:16.150	1:05.555	<b>1:10.595</b>
7	<b>2:16.124</b>	1:05.421	1:10.703
8	2:16.533	1:05.406	1:11.127
9	2:17.918	1:05.886	1:12.032

Lap	Lap Tm	S1	S2
<b>(50) Luiz Souza Bezerra</b>			
1	2:24.973	1:13.457	1:11.516
2	2:19.225	1:07.108	1:12.117
3	2:15.606	1:05.539	<b>1:10.067</b>
4	2:16.506	1:05.545	1:10.961
5	<b>2:15.318</b>	<b>1:05.182</b>	1:10.136

CRONOMETRAGEM

DIRETOR DE PROVA

COMISSARIOS

Orbits

www.cronoelo.com.br



CRONOELO  
CRONOMETRAGEM

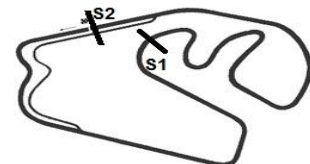
RESULTADO SUJEITO A ALTERAÇÕES TÉCNICAS E/OU DESPORTIVAS

Printed: 14/07/2013 10:48:56



# 5ª ETAPA SUPERBIKE SERIES BRASIL - 2013

## 12, 13 e 14 de julho - Interlagos - SP



### SUPERBIKE SERIES BRASIL 5ª ETAPA 2013

Copa Ninja 250R/300R - KAWASAKI

AUT J CARLOS PACE - INTERLAGOS 4,309 km

PROVA - NINJA 250R/300

14/07/2013 10:16

Race (10 Laps) started at 10:18:17

Lap	Lap Tm	S1	S2
6	2:17.729	1:05.864	1:11.865
7	2:18.991	1:07.973	1:11.018
8	2:17.699	1:06.253	1:11.446
9	2:17.586	1:06.199	1:11.387

(333) André Ming

Lap	Lap Tm	S1	S2
1	2:23.986	1:10.958	1:13.028
2	2:20.313	1:07.592	1:12.721
3	2:19.092	1:07.589	1:11.503
4	2:18.477	1:06.605	1:11.872
5	2:17.754	1:06.330	1:11.424
6	2:18.110	1:06.823	1:11.287
7	<b>2:16.348</b>	1:06.079	<b>1:10.269</b>
8	2:17.535	<b>1:05.869</b>	1:11.666
9	2:16.465	1:05.944	1:10.521

(1) Vinicius Magalhães

Lap	Lap Tm	S1	S2
1	2:30.824	1:16.005	1:14.819
2	2:21.148	1:07.750	1:13.398
3	2:15.821	1:04.735	1:11.086
4	2:18.309	1:06.017	1:12.292
5	2:17.482	1:05.812	1:11.670
6	2:16.138	1:05.269	1:10.869
7	2:16.062	1:05.914	<b>1:10.148</b>
8	2:17.440	1:05.371	1:12.069
9	<b>2:15.224</b>	<b>1:04.350</b>	1:10.874

(28) Wagner Nascimento Filho

Lap	Lap Tm	S1	S2
1	2:29.865	1:16.169	1:13.696
2	2:17.265	1:05.812	1:11.453
3	2:17.562	1:05.288	1:12.274
4	2:18.179	1:05.744	1:12.435
5	2:17.954	1:06.040	1:11.914
6	2:18.427	1:06.081	1:12.346
7	2:16.457	1:05.106	<b>1:11.351</b>
8	2:17.936	1:05.734	1:12.202
9	<b>2:15.998</b>	<b>1:04.510</b>	1:11.488

(86) Rafael Dardario

Lap	Lap Tm	S1	S2
1	2:27.628	1:14.134	1:13.494
2	2:22.282	1:09.866	1:12.416
3	2:17.515	1:05.958	1:11.557
4	2:18.550	1:06.133	1:12.417
5	2:16.315	1:05.731	<b>1:10.584</b>
6	2:16.801	1:04.574	1:12.227
7	2:16.220	<b>1:04.446</b>	1:11.774
8	2:17.399	1:05.558	1:11.841
9	<b>2:15.812</b>	1:04.601	1:11.211

(49) Fernando Xavier

Lap	Lap Tm	S1	S2
1	2:27.872	1:13.346	1:14.526
2	2:18.552	1:07.069	1:11.483
3	2:16.634	<b>1:05.026</b>	1:11.608
4	2:17.339	1:05.245	1:12.094
5	2:17.586	1:05.527	1:12.059
6	2:19.978	1:06.107	1:13.871
7	2:18.225	1:06.074	1:12.151
8	<b>2:16.541</b>	1:05.939	<b>1:10.602</b>
9	2:23.127	1:05.300	1:17.827

(96) Alexandros Methentis

Lap	Lap Tm	S1	S2
1	2:26.820	1:14.021	1:12.799
2	2:20.748	1:08.043	1:12.705
3	2:20.127	1:07.819	1:12.308
4	2:18.933	1:07.051	1:11.882
5	<b>2:18.920</b>	1:07.495	<b>1:11.425</b>

Lap	Lap Tm	S1	S2
6	2:19.173	<b>1:06.010</b>	1:13.163
7	2:19.732	1:07.335	1:12.397
8	2:19.941	1:07.880	1:12.061
9	2:20.561	1:07.143	1:13.418

(32) José Roberto Saraiva

Lap	Lap Tm	S1	S2
1	2:29.290	1:15.002	1:14.288
2	2:18.320	1:06.179	1:12.141
3	2:31.630	1:17.939	1:13.691
4	2:18.775	1:06.338	1:12.437
5	2:19.185	1:06.423	1:12.762
6	2:18.385	1:05.942	1:12.443
7	2:18.867	<b>1:05.815</b>	1:13.052
8	2:18.250	1:05.839	1:12.411
9	<b>2:18.232</b>	1:06.151	<b>1:12.081</b>

(55) Edinho Monteiro

Lap	Lap Tm	S1	S2
1	2:29.626	1:15.359	1:14.267
2	2:22.092	1:08.524	1:13.568
3	2:22.735	1:08.696	1:14.039
4	2:21.682	1:08.309	1:13.373
5	<b>2:20.281</b>	<b>1:07.442</b>	<b>1:12.839</b>
6	2:21.249	1:07.788	1:13.461
7	2:21.305	1:07.566	1:13.739
8	2:22.401	1:08.470	1:13.931
9	2:21.235	1:07.904	1:13.331

(34) Carlos Alberto Bento

Lap	Lap Tm	S1	S2
1	2:27.515	1:14.023	1:13.492
2	2:24.116	1:10.623	1:13.493
3	2:23.524	1:10.617	1:12.907
4	2:23.376	1:10.656	1:12.720
5	2:21.279	1:09.071	1:12.208
6	2:21.545	1:09.451	1:12.094
7	2:21.108	1:09.119	1:11.989
8	2:23.543	1:12.980	1:10.563
9	<b>2:18.444</b>	<b>1:07.926</b>	<b>1:10.518</b>

(69) Rafael Pinheiro Minerio

Lap	Lap Tm	S1	S2
1	2:29.111	1:14.237	1:14.874
2	2:26.010	1:09.662	1:16.348
3	2:23.617	1:09.197	1:14.420
4	<b>2:21.481</b>	1:08.229	<b>1:13.252</b>
5	2:21.930	<b>1:07.926</b>	1:14.004
6	2:22.914	1:08.655	1:14.259
7	2:23.353	1:09.101	1:14.252
8	2:23.797	1:09.277	1:14.520
9	2:24.025	1:09.762	1:14.263

(5) Paulo Moraes Ferreira

Lap	Lap Tm	S1	S2
1	2:34.447	1:17.790	1:16.657
2	2:30.929	1:13.320	1:17.609
3	2:30.184	1:13.145	1:17.039
4	2:29.012	1:13.181	1:15.831
5	2:29.532	1:13.995	1:15.537
6	2:27.665	1:12.602	1:15.063
7	2:25.466	1:10.888	1:14.578
8	2:24.998	1:11.450	<b>1:13.548</b>
9	<b>2:24.159</b>	<b>1:10.220</b>	1:13.939

(97) Edison Yamazato

Lap	Lap Tm	S1	S2
1	2:36.143	1:18.211	1:17.932
2	2:29.567	1:11.591	1:17.976
3	2:30.068	1:12.792	1:17.276
4	2:29.804	1:12.804	1:17.000
5	2:29.477	1:13.170	1:16.307

CRONOMETRAGEM

DIRETOR DE PROVA

COMISSARIOS

Orbits

www.cronoelo.com.br



CRONOELO  
CRONOMETRAGEM

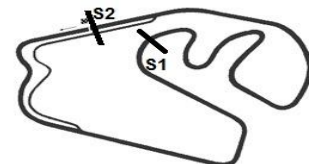
RESULTADO SUJEITO A ALTERAÇÕES TÉCNICAS E/OU DESPORTIVAS

Printed: 14/07/2013 10:48:56



# 5ª ETAPA SUPERBIKE SERIES BRASIL - 2013

12, 13 e 14 de julho - Interlagos - SP



## SUPERBIKE SERIES BRASIL 5a ETAPA 2013

Copa Ninja 250R/300R - KAWASAKI

AUT J CARLOS PACE - INTERLAGOS 4,309 km

PROVA - NINJA 250R/300

14/07/2013 10:16

Race (10 Laps) started at 10:18:17

Lap	Lap Tm	S1	S2
6	2:27.964	1:12.056	1:15.908
7	2:26.331	1:10.393	1:15.938
8	<b>2:24.424</b>	<b>1:09.527</b>	<b>1:14.897</b>
9	2:26.353	1:09.538	1:16.815

(220) Renato Berto

1	2:42.756	1:20.708	1:22.048
2	2:37.779	1:17.373	1:20.406
3	2:35.857	1:16.072	1:19.785
4	2:36.013	1:16.651	1:19.362
5	2:34.836	1:16.475	1:18.361
6	2:30.812	<b>1:12.820</b>	1:17.992
7	2:31.772	1:13.857	1:17.915
8	<b>2:30.272</b>	1:13.514	<b>1:16.758</b>

(71) José Proença

1	2:41.812	1:20.485	1:21.327
2	2:36.984	1:16.642	1:20.342
3	<b>2:35.900</b>	1:16.494	<b>1:19.406</b>
4	2:36.819	1:17.124	1:19.695
p5	2:45.015	<b>1:16.174</b>	

(10) Lucas Portilho

1	2:21.098	1:09.792	1:11.306
2	2:14.450	1:04.358	1:10.092
3	<b>2:14.447</b>	1:04.414	<b>1:10.033</b>
p4	2:22.276	<b>1:04.198</b>	

(17) Leandro Bressan

1	2:28.896	1:14.726	1:14.170
2	2:17.141	1:05.572	1:11.569
3	<b>2:16.450</b>	<b>1:05.434</b>	<b>1:11.016</b>
p4	3:25.929	1:20.401	

