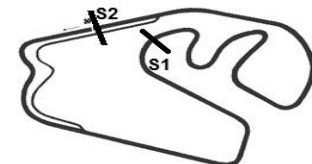




# 2ª ETAPA SUPERBIKE SERIES BRASIL - 2013

26, 27 e 28 de abril - Interlagos - SP



## SUPERBIKE SERIES BRASIL 2a ETAPA 2013

SuperBike Light

AUT J CARLOS PACE - INTERLAGOS 4,309 Km

1o TREINO CLASSIFICATORIO - SBK LIGHT

27/04/2013 11:15

Qualifying (44:00 Time) started at 11:18:03

Lap	Time of Day	Lap Tm	S1	S2
<b>(277) Filip Kaseres</b>				
1	11:23:52.581	1:47.513	52.908	54.605
2	11:25:39.234	1:46.653	52.661	53.992
3	11:27:24.545	<b>1:45.311</b>	51.837	<b>53.474</b>
p4	11:29:44.912	2:20.367	1:08.378	
5	11:34:26.709	4:41.797		1:07.475
6	11:36:12.235	1:45.526	<b>51.691</b>	53.835
p7	11:38:50.805	2:38.570	1:17.249	

Lap	Time of Day	Lap Tm	S1	S2
<b>(120) Rodrigo Sobral</b>				
1	11:22:16.907	1:49.491	53.911	55.580
2	11:24:04.693	1:47.786	52.871	54.915
3	11:25:51.546	1:46.853	52.098	54.755
4	11:27:38.979	1:47.433	52.267	55.166
p5	11:29:50.660	2:11.681	57.686	
6	11:33:23.598	3:32.938		1:02.928
7	11:35:09.465	<b>1:45.867</b>	<b>51.694</b>	<b>54.173</b>
p8	11:37:23.180	2:13.715	59.942	

Lap	Time of Day	Lap Tm	S1	S2
<b>(6) Abner Gatto</b>				
1	11:21:18.345	1:53.130	56.898	56.232
2	11:23:08.489	1:50.144	54.045	56.099
3	11:24:58.535	1:50.046	53.752	56.294
p4	11:26:54.109	1:55.574	53.259	
5	11:31:42.290	4:48.181		55.158
6	11:33:28.474	<b>1:46.184</b>	<b>52.374</b>	<b>53.810</b>
7	11:35:16.180	1:47.706	53.333	54.373
p8	11:41:18.878	6:02.698	4:50.038	

Lap	Time of Day	Lap Tm	S1	S2
<b>(18) Guto Figueredo</b>				
1	11:24:29.525	1:48.703	53.050	55.653
2	11:26:17.954	1:48.429	52.424	56.005
3	11:28:05.416	1:47.462	52.275	55.187
4	11:29:51.667	<b>1:46.251</b>	<b>51.982</b>	<b>54.269</b>
5	11:31:38.538	1:46.871	52.144	54.727
6	11:33:26.024	1:47.486	52.532	54.954
7	11:35:12.908	1:46.884	52.520	54.364
p8	11:37:38.520	2:25.612	1:06.319	

Lap	Time of Day	Lap Tm	S1	S2
<b>(31) Marco Fiori</b>				
p1	11:24:05.108	1:59.299	55.743	
2	11:27:05.238	3:00.130		56.163
3	11:28:53.427	1:48.189	53.129	55.060
4	11:30:40.266	<b>1:46.839</b>	<b>52.328</b>	<b>54.511</b>
5	11:32:29.373	1:49.107	53.865	55.242
6	11:34:27.362	1:57.989	56.577	1:01.412
7	11:36:15.591	1:48.229	52.453	55.776
p8	11:38:49.307	2:33.716	1:13.348	

Lap	Time of Day	Lap Tm	S1	S2
<b>(55) Rodrigo Xuxa</b>				
1	11:23:05.880	1:51.791	55.069	56.722
2	11:24:58.118	1:52.238	54.383	57.855
3	11:27:02.351	2:04.233	54.458	1:09.775
4	11:28:49.656	1:47.305	<b>51.854</b>	55.451
5	11:30:46.354	1:56.698	59.836	56.862
6	11:32:33.532	<b>1:47.178</b>	52.109	<b>55.069</b>
p7	11:34:54.317	2:20.785	1:08.184	

Lap	Time of Day	Lap Tm	S1	S2
<b>(19) Luciano Gomes Pokemon</b>				
1	11:21:14.694	1:52.272	54.121	58.151
2	11:23:06.413	1:51.719	54.645	57.074
3	11:24:56.465	1:50.052	54.133	55.919
4	11:26:45.000	1:48.535	53.345	<b>55.190</b>
5	11:28:33.487	1:48.487	53.291	55.196
6	11:30:20.912	<b>1:47.425</b>	<b>52.197</b>	55.228

Lap	Time of Day	Lap Tm	S1	S2
p7	11:32:40.392	2:19.480	1:03.084	

Lap	Time of Day	Lap Tm	S1	S2
<b>(177) Marcelo Mellão Skaf</b>				
1	11:22:06.567	1:52.197	56.038	56.159
2	11:23:59.638	1:53.071	55.237	57.834
3	11:25:48.740	1:49.102	53.064	56.038
4	11:27:52.343	2:03.603	54.027	1:09.576
5	11:29:42.687	1:50.344	53.021	57.323
6	11:31:45.524	2:02.837	54.750	1:08.087
7	11:33:33.815	1:48.291	52.595	55.696
8	11:35:21.489	<b>1:47.674</b>	<b>52.462</b>	<b>55.212</b>
p9	11:37:29.995	2:08.506	56.940	

Lap	Time of Day	Lap Tm	S1	S2
<b>(48) Rodrigo Punhague</b>				
1	11:50:49.963	1:54.364	57.503	56.861
2	11:52:41.223	1:51.260	54.165	57.095
3	11:54:30.778	1:49.555	54.287	55.268
4	11:56:18.517	<b>1:47.739</b>	<b>52.181</b>	<b>55.558</b>
5	11:58:06.738	1:48.221	53.150	<b>55.071</b>
6	11:59:56.152	1:49.414	53.788	55.626

Lap	Time of Day	Lap Tm	S1	S2
<b>(35) Fabio Spina</b>				
1	11:21:18.093	1:52.264	55.927	56.337
2	11:23:08.383	1:50.290	53.879	56.411
3	11:24:58.223	1:49.840	53.618	56.222
4	11:26:47.275	1:49.052	53.091	55.961
5	11:28:36.544	1:49.269	53.417	55.852
6	11:30:34.789	1:58.245	58.970	59.275
7	11:32:23.683	1:48.894	53.542	55.352
8	11:34:13.193	1:49.510	54.018	55.492
9	11:36:01.121	<b>1:47.928</b>	<b>52.718</b>	<b>55.210</b>
p10	11:38:54.123	2:53.002	1:30.300	

Lap	Time of Day	Lap Tm	S1	S2
<b>(137) James Michel Mike</b>				
1	11:21:27.367	1:53.601	57.088	56.513
2	11:23:17.108	1:49.741	53.703	56.038
3	11:25:06.108	1:49.000	53.427	55.573
4	11:26:55.610	1:49.502	53.548	55.954
5	11:28:44.408	1:48.798	<b>53.087</b>	55.711
6	11:30:32.900	<b>1:48.492</b>	53.485	<b>55.007</b>
7	11:32:21.366	2:08.466	59.461	1:09.005
8	11:34:10.725	1:49.359	54.006	55.353
9	11:36:00.108	1:56.383	54.563	1:01.820
p10	11:38:31.165	2:04.057	1:00.121	
11	11:47:47.461	9:16.296		1:00.740
12	11:49:40.410	1:52.949	55.842	57.107
13	11:51:38.401	1:57.991	58.597	59.394
14	11:53:39.547	2:01.146	56.534	1:04.612
15	11:55:36.857	1:57.310	57.445	59.865
16	11:57:30.736	1:53.879	55.757	58.122
17	11:59:22.703	1:51.967	55.902	56.065
18	12:01:22.982	2:00.279	53.834	1:06.445

Lap	Time of Day	Lap Tm	S1	S2
<b>(21) Rodrigo Espinha</b>				
1	11:20:59.315	1:54.004	56.142	57.862
2	11:22:49.371	1:50.056	54.061	55.995
3	11:24:40.031	1:50.660	53.444	57.216
4	11:26:28.561	<b>1:48.530</b>	<b>52.655</b>	<b>55.875</b>
5	11:28:17.744	1:49.183	52.897	56.286
p6	11:30:15.518	1:57.774	54.195	

Lap	Time of Day	Lap Tm	S1	S2
<b>(123) Brecht Mondragon</b>				
1	11:22:17.320	2:07.733	1:08.085	59.648
2	11:24:08.877	1:51.557	54.819	56.738
3	11:26:00.362	1:51.485	54.824	56.661
4	11:27:50.266	1:49.904	53.534	56.370

CRONOMETRAGEM

DIRETOR DE PROVA

COMISSARIOS

Orbits

www.cronoelo.com.br



CRONOELO  
CRONOMETRAGEM

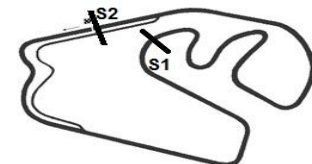
RESULTADO SUJEITO A VERIFICAÇÕES TÉCNICAS E OU DESPORTIVAS

Printed: 27/04/2013 12:04:57



# 2ª ETAPA SUPERBIKE SERIES BRASIL - 2013

26, 27 e 28 de abril - Interlagos - SP



## SUPERBIKE SERIES BRASIL 2a ETAPA 2013

SuperBike Light

AUT J CARLOS PACE - INTERLAGOS 4,309 Km

1o TREINO CLASSIFICATORIO - SBK LIGHT

27/04/2013 11:15

Qualifying (44:00 Time) started at 11:18:03

Lap	Time of Day	Lap Tm	S1	S2
5	11:29:42.435	1:52.169	54.824	57.345
6	11:31:33.905	1:51.470	54.784	56.686
7	11:33:24.179	1:50.274	54.178	56.096
8	11:35:12.823	<b>1:48.644</b>	<b>53.437</b>	<b>55.207</b>
p9	11:37:35.738	2:22.915	1:06.924	

### (87) Marcelo de Souza

1	11:22:42.203	1:54.508	57.336	57.172
2	11:24:33.837	1:51.634	54.462	57.172
3	11:26:22.871	<b>1:49.034</b>	53.190	<b>55.844</b>
4	11:28:14.644	1:51.773	54.634	57.139
5	11:30:04.314	1:49.670	<b>52.648</b>	57.022
p6	11:32:17.093	2:12.779	1:00.748	

### (91) Deividson Graxa

1	11:21:22.935	1:57.516	59.193	58.323
2	11:23:14.777	1:51.842	55.283	56.559
3	11:25:05.258	1:50.481	54.929	55.552
4	11:26:55.483	1:50.225	54.126	56.099
5	11:28:45.184	1:49.701	54.102	55.599
6	11:30:34.843	1:49.659	<b>53.737</b>	55.922
7	11:32:24.432	<b>1:49.589</b>	54.059	<b>55.530</b>
p8	11:34:31.171	2:06.739	56.937	

### (92) Alexandre Stevens

1	11:21:39.050	1:52.045	54.517	57.528
2	11:23:31.487	1:52.437	54.224	58.213
3	11:25:23.649	1:52.162	54.586	57.576
4	11:27:14.760	1:51.111	53.803	57.308
5	11:29:04.976	1:50.216	53.408	56.808
6	11:30:55.955	1:50.979	54.438	<b>56.541</b>
7	11:32:49.543	1:53.588	54.960	58.628
8	11:34:39.178	<b>1:49.635</b>	<b>52.991</b>	56.644
9	11:36:36.038	1:56.860	58.286	58.574
p10	11:39:06.930	2:30.892	1:08.799	

### (37) Fabiano Guittis

1	11:22:10.120	1:54.457	56.206	58.251
2	11:24:01.436	1:51.316	54.117	57.199
3	11:25:51.238	1:49.802	54.215	55.587
4	11:27:53.707	2:02.469	55.736	1:06.733
5	11:29:45.825	1:52.118	<b>53.912</b>	58.206
6	11:31:38.577	1:52.752	55.683	57.069
7	11:33:28.278	<b>1:49.701</b>	54.309	<b>55.392</b>
p8	11:35:31.349	2:03.071	57.618	

### (3) Daniel Toloni

1	11:21:23.307	1:53.878	56.197	57.681
2	11:23:18.024	1:54.717	56.913	57.804
3	11:25:10.352	1:52.328	55.507	56.821
4	11:27:04.637	1:54.285	56.661	57.624
5	11:28:57.057	1:52.420	55.355	57.065
6	11:30:49.648	1:52.591	55.146	57.445
7	11:32:41.974	1:52.326	55.756	56.570
8	11:34:31.814	<b>1:49.840</b>	<b>53.703</b>	<b>56.137</b>
9	11:36:27.959	1:56.145	54.579	1:01.566
p10	11:38:31.982	2:04.023	59.840	

### (28) Marcelo da Cruz

1	11:22:01.155	1:55.903	57.219	58.684
2	11:23:53.251	1:52.096	54.570	57.526
3	11:25:43.359	<b>1:50.108</b>	<b>53.039</b>	57.069
4	11:27:34.724	1:51.365	54.508	56.857
5	11:29:35.440	2:00.716	1:02.462	58.254
6	11:31:29.121	1:53.681	55.223	58.458
7	11:33:20.930	1:51.809	53.828	57.981

Lap	Time of Day	Lap Tm	S1	S2
8	11:35:12.349	1:51.419	54.989	<b>56.430</b>
p9	11:37:25.614	2:13.265	58.397	

### (20) Eduardo Duller

1	11:46:20.186	1:54.016	56.871	57.145
2	11:48:16.041	1:55.855	56.860	58.995
3	11:50:08.298	1:52.257	55.174	57.083
4	11:51:58.698	1:50.400	53.897	<b>56.503</b>
5	11:53:48.968	<b>1:50.270</b>	<b>53.653</b>	56.617
p6	11:56:04.379	2:15.411	1:00.234	

### (10) Pedro Assumpção

1	11:22:47.091	2:01.301	1:02.870	58.431
2	11:24:39.264	1:52.173	54.337	57.836
3	11:26:42.540	2:03.276	1:05.727	57.549
4	11:28:36.048	1:53.508	56.444	57.064
5	11:30:27.273	1:51.225	54.761	56.464
6	11:32:18.115	1:50.842	54.842	<b>56.000</b>
7	11:34:08.749	<b>1:50.634</b>	<b>54.151</b>	56.483
8	11:36:00.851	1:52.102	54.484	57.618
p9	11:38:18.519	2:17.668	1:03.463	

### (133) Jose da Cunha

1	11:22:50.992	1:53.684	56.433	57.251
2	11:24:43.037	1:52.045	54.845	57.200
3	11:26:33.808	<b>1:50.771</b>	54.027	<b>56.744</b>
4	11:28:25.814	1:52.006	54.934	57.072
5	11:30:17.060	1:51.246	<b>54.015</b>	57.231
p6	11:33:08.318	2:51.258	56.083	
7	11:35:45.302	2:36.984		1:00.366
p8	11:38:10.744	2:25.442	1:05.961	

### (111) Fernando Ferraz

1	11:21:01.724	1:59.418	59.759	59.659
2	11:22:55.785	1:54.061	56.864	57.197
3	11:24:46.737	<b>1:50.952</b>	<b>54.413</b>	<b>56.539</b>
4	11:26:41.969	1:55.232	57.947	57.285
p5	11:29:02.535	2:20.566	54.953	

### (50) Von Braun

p1	11:23:08.366	2:17.789	57.747	
2	11:27:10.655	4:02.289		58.530
3	11:29:03.877	1:53.222	55.460	57.762
4	11:31:00.578	1:56.701	59.204	57.497
5	11:32:54.737	1:54.159	56.221	57.938
6	11:34:46.447	1:51.710	<b>54.337</b>	57.373
7	11:36:37.451	<b>1:51.004</b>	54.677	<b>56.327</b>
p8	11:39:24.640	2:47.189	1:11.873	

### (11) Carlos Quintas

1	11:25:19.673	1:52.402	55.341	57.061
2	11:27:12.558	1:52.885	56.088	<b>56.797</b>
3	11:29:04.829	1:52.271	55.065	57.206
4	11:30:56.130	<b>1:51.301</b>	<b>54.297</b>	57.004
p5	11:32:55.849	1:59.719	55.027	

### (153) Jose Rodolfo Silverio

1	11:23:53.069	1:58.106	58.862	59.244
2	11:25:47.131	1:54.062	55.455	58.607
p3	11:27:54.861	2:07.730	55.396	
4	11:31:05.618	3:10.757		57.560
5	11:32:57.572	1:51.954	<b>54.669</b>	57.285
6	11:34:53.438	1:55.866	58.610	57.256
7	11:36:45.108	<b>1:51.670</b>	55.053	<b>56.617</b>
p8	11:39:23.331	2:38.223	1:05.296	

CRONOMETRAGEM

DIRETOR DE PROVA

COMISSARIOS

Orbits

www.cronoelo.com.br

RESULTADO SUJEITO A VERIFICAÇÕES TÉCNICAS E OU DESPORTIVAS

Printed: 27/04/2013 12:04:57

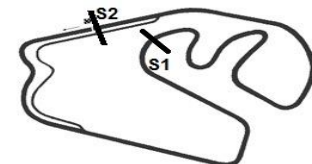


CRONOELO  
CRONOMETRAGEM



# 2ª ETAPA SUPERBIKE SERIES BRASIL - 2013

26, 27 e 28 de abril - Interlagos - SP



## SUPERBIKE SERIES BRASIL 2a ETAPA 2013

SuperBike Light

AUT J CARLOS PACE - INTERLAGOS 4,309 Km

1o TREINO CLASSIFICATORIO - SBK LIGHT

27/04/2013 11:15

Qualifying (44:00 Time) started at 11:18:03

Lap	Time of Day	Lap Tm	S1	S2
<b>(7) Brenno s. Floriano</b>				
1	11:25:43.077	1:56.270	57.183	59.087
2	11:27:38.843	1:55.766	58.418	57.348
3	11:29:31.407	1:52.564	54.846	57.718
4	11:31:23.359	<b>1:51.952</b>	<b>54.752</b>	<b>57.200</b>
5	11:33:17.025	1:53.666	55.846	57.820
6	11:35:09.281	1:52.256	54.855	57.401
p7	11:37:31.545	2:22.264	1:01.143	

<b>(38) Ricardo Negretto</b>				
1	11:23:05.589	<b>1:52.256</b>	55.536	<b>56.720</b>
2	11:24:57.871	1:52.282	<b>54.348</b>	57.934
p3	11:27:50.576	2:52.705	1:22.920	

<b>(138) Fabian Bustamente</b>				
1	11:45:47.574	2:01.557	59.809	1:01.748
2	11:47:46.108	1:58.534	58.565	59.969
3	11:49:42.583	1:56.475	57.799	58.676
4	11:51:38.694	1:56.111	57.373	58.738
5	11:53:39.210	2:00.516	57.036	1:03.480
6	11:55:37.331	1:58.121	56.988	1:01.133
7	11:57:31.973	1:54.642	56.947	57.695
8	11:59:24.289	<b>1:52.316</b>	<b>55.124</b>	<b>57.192</b>
9	12:01:23.995	1:59.706	1:00.922	58.784

<b>(45) Marcio Pirchio</b>				
1	11:23:00.219	1:59.515	57.897	1:01.618
2	11:24:54.379	1:54.160	<b>55.242</b>	58.918
3	11:26:49.257	1:54.878	55.935	58.943
4	11:28:57.255	2:07.998	1:09.980	58.018
5	11:30:49.725	<b>1:52.470</b>	55.284	<b>57.186</b>
p6	11:33:38.704	2:48.979	1:20.064	

<b>(42) Luciano Magalhães</b>				
1	11:22:45.324	1:56.913	58.110	58.803
2	11:24:39.802	1:54.478	55.209	59.269
3	11:26:33.193	1:53.391	55.194	58.197
4	11:28:27.536	1:54.343	55.997	58.346
5	11:30:20.972	1:53.436	55.731	57.705
6	11:32:14.004	1:53.032	55.311	57.721
7	11:34:06.525	<b>1:52.521</b>	<b>55.185</b>	<b>57.336</b>
8	11:36:00.511	1:53.986	55.972	58.014
p9	11:38:24.152	2:23.641	1:02.355	

<b>(1) Gian Paolo</b>				
1	11:49:44.735	2:02.537	1:00.429	1:02.108
2	11:51:42.947	1:58.212	58.586	59.626
3	11:53:39.463	1:56.516	57.347	59.169
4	11:55:38.925	1:59.462	57.000	1:02.462
5	11:57:32.271	1:53.346	55.845	57.501
6	11:59:24.844	<b>1:52.573</b>	<b>55.136</b>	<b>57.437</b>
7	12:01:20.131	1:55.287	55.255	1:00.032

<b>(12) Fabio Martins</b>				
p1	11:46:00.893	2:07.659	1:00.917	
2	11:48:49.869	2:48.976		1:02.201
3	11:50:45.912	1:56.043	57.534	58.509
4	11:52:41.064	1:55.152	55.550	59.602
5	11:54:35.025	1:53.961	56.015	57.946
6	11:56:27.630	<b>1:52.605</b>	<b>54.915</b>	57.690
7	11:58:24.431	1:56.801	56.828	59.973
8	12:00:17.858	1:53.427	55.771	<b>57.656</b>

<b>(17) Thiago José de Freitas</b>				
1	11:23:02.070	2:01.325	1:00.459	1:00.866
2	11:24:58.192	1:56.122	57.213	58.909

3	11:26:54.952	1:56.760	57.998	58.762
4	11:28:50.610	1:55.658	57.495	58.163
5	11:30:44.916	1:54.306	56.572	57.734
6	11:32:37.858	1:52.942	55.285	57.657
7	11:34:30.513	<b>1:52.655</b>	<b>55.236</b>	<b>57.419</b>
p8	11:36:33.545	2:03.032	55.323	

<b>(27) Marco T. C. Guimarães</b>				
1	11:45:33.163	<b>1:53.050</b>	<b>54.731</b>	<b>58.319</b>
2	11:47:26.751	1:53.588	55.104	58.484
p3	11:49:45.247	2:18.496	56.128	
4	11:54:12.960	4:27.713		59.254
p5	11:56:18.009	2:05.049	55.150	

<b>(85) Thiago Machado</b>				
1	11:22:21.239	1:59.008	59.347	59.661
2	11:24:15.703	1:54.464	56.126	58.338
3	11:26:20.215	2:04.512	1:04.706	59.806
4	11:28:17.738	1:57.523	57.155	1:00.368
5	11:30:11.013	<b>1:53.275</b>	56.014	<b>57.261</b>
6	11:32:04.400	1:53.387	55.821	57.566
p7	11:34:13.063	2:08.663	<b>55.732</b>	

<b>(5) Leandro Moreno</b>				
1	11:25:37.206	2:03.947	1:01.129	1:02.818
2	11:27:33.922	1:56.716	57.107	59.609
3	11:29:45.407	2:11.485	1:03.007	1:08.478
4	11:31:51.416	2:06.009	1:06.334	59.675
5	11:33:45.433	<b>1:54.017</b>	55.815	<b>58.202</b>
6	11:35:40.063	1:54.630	<b>55.812</b>	58.818
p7	11:38:24.411	2:44.348	1:12.947	

<b>(71) Jun Sakakibara</b>				
1	11:22:24.600	1:57.273	57.611	59.662
2	11:24:20.271	1:55.671	56.427	59.244
3	11:26:15.541	1:55.270	<b>56.046</b>	59.224
4	11:28:10.900	1:55.359	56.900	<b>58.459</b>
5	11:30:05.705	1:54.805	56.173	58.632
6	11:32:04.490	1:58.785	57.784	1:01.001
7	11:34:05.665	2:01.175	58.905	1:02.270
8	11:36:00.375	<b>1:54.710</b>	56.240	58.470
p9	11:38:27.674	2:27.299	1:05.852	

<b>(174) Sergio Prates Pereira</b>				
1	11:21:02.619	2:01.786	1:00.135	1:01.651
2	11:23:03.838	2:01.219	59.334	1:01.885
3	11:25:06.734	2:02.896	1:00.928	1:01.968
4	11:27:10.655	2:03.921	1:01.518	1:02.403
5	11:29:15.286	2:04.631	1:02.231	1:02.400
6	11:31:10.984	1:55.698	56.579	59.119
7	11:33:07.067	1:56.083	57.598	<b>58.485</b>
8	11:35:01.907	<b>1:54.840</b>	<b>56.296</b>	58.544
9	11:36:57.550	1:55.643	57.157	58.486
p10	11:39:44.384	2:46.834	1:09.182	

<b>(67) Naildo Emídio da Silva</b>				
1	11:26:44.909	2:00.092	59.946	1:00.146
2	11:28:43.116	1:58.207	57.590	1:00.617
3	11:30:40.206	1:57.090	57.464	59.626
4	11:32:35.095	<b>1:54.889</b>	56.197	58.692
5	11:34:30.088	1:54.993	56.613	<b>58.380</b>
6	11:36:25.656	1:55.568	<b>56.017</b>	59.551
p7	11:38:48.948	2:23.292	1:04.086	

<b>(511) Márcio Biltoveni</b>				
1	11:46:20.258	1:58.994	59.279	59.715

CRONOMETRAGEM

DIRETOR DE PROVA

COMISSARIOS

Orbits

www.cronoelo.com.br

RESULTADO SUJEITO A VERIFICAÇÕES TÉCNICAS E OU DESPORTIVAS

Printed: 27/04/2013 12:04:57

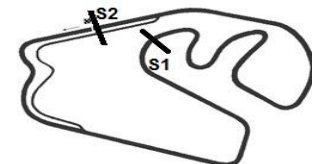


CRONOELO  
CRONOMETRAGEM



# 2ª ETAPA SUPERBIKE SERIES BRASIL - 2013

26, 27 e 28 de abril - Interlagos - SP



## SUPERBIKE SERIES BRASIL 2a ETAPA 2013

SuperBike Light

AUT J CARLOS PACE - INTERLAGOS 4,309 Km

1o TREINO CLASSIFICATORIO - SBK LIGHT

27/04/2013 11:15

Qualifying (44:00 Time) started at 11:18:03

Lap	Time of Day	Lap Tm	S1	S2
p2	11:48:23.330	2:03.072	56.671	
3	11:51:37.650	3:14.320		1:00.369
4	11:53:38.942	2:01.292	58.000	1:03.292
5	11:55:52.927	2:13.985	57.142	1:16.843
6	11:57:48.447	1:55.520	55.972	59.548
7	11:59:43.736	<b>1:55.289</b>	<b>55.943</b>	<b>59.346</b>

(33) Bruno Nagy

1	11:46:41.105	2:04.625	57.826	1:06.799
2	11:48:37.153	<b>1:56.048</b>	57.388	<b>58.660</b>
3	11:50:35.949	1:58.796	58.639	1:00.157
4	11:52:33.431	1:57.482	58.047	59.435

(30) Marcel Romie Jardim

1	11:45:39.176	1:58.516	58.141	1:00.375
2	11:47:37.194	1:58.018	57.756	1:00.262
3	11:49:34.173	1:56.979	<b>57.143</b>	59.836
4	11:51:30.969	1:56.796	58.014	58.782
5	11:53:32.315	2:01.346	1:02.020	59.326
6	11:55:30.312	1:57.997	58.000	59.997
7	11:57:26.522	1:56.210	57.647	<b>58.563</b>
8	11:59:22.638	<b>1:56.116</b>	57.198	58.918
p9	12:01:41.931	2:19.293	1:01.146	

(696) Joaquin P. da Costa

1	11:46:15.299	2:01.131	1:00.115	1:01.016
2	11:48:15.543	2:00.244	58.277	1:01.967
3	11:50:13.534	1:57.991	57.645	1:00.346
4	11:52:10.961	1:57.427	57.267	1:00.160
5	11:54:10.225	1:59.264	59.023	1:00.241
6	11:56:07.485	1:57.260	<b>56.303</b>	1:00.957
7	11:58:04.327	1:56.842	56.991	59.851
8	12:00:00.460	<b>1:56.133</b>	57.325	<b>58.808</b>

(76) Rogério Mariano Oliveira

1	11:45:49.717	2:02.626	1:01.159	1:01.467
2	11:47:49.350	1:59.633	58.338	1:01.295
3	11:49:46.658	1:57.308	57.977	<b>59.331</b>
4	11:51:44.594	1:57.936	57.287	1:00.649
5	11:53:40.759	<b>1:56.165</b>	56.420	59.745
6	11:55:39.730	1:58.971	57.345	1:01.626
7	11:57:38.126	1:58.396	58.785	59.611
p8	12:00:00.135	2:22.009	<b>55.938</b>	

(44) Carlos Eduardo Trigo

1	11:45:55.386	1:57.108	57.526	59.582
2	11:47:53.230	1:57.844	58.663	59.181
3	11:49:50.801	1:57.571	58.515	59.056
p4	11:52:01.800	2:10.999	1:01.193	
5	11:55:16.304	3:14.504		1:03.753
6	11:57:12.734	<b>1:56.430</b>	<b>57.438</b>	<b>58.992</b>
7	11:59:11.396	1:58.662	58.910	59.752
8	12:01:20.559	2:09.163	1:04.892	1:04.271

(77) Euclides Pierin Filho

1	11:22:14.618	2:06.612	1:03.793	1:02.819
2	11:24:14.844	2:00.226	59.227	1:00.999
3	11:26:17.828	2:02.984	1:02.117	1:00.867
4	11:28:17.600	1:59.772	58.950	1:00.822
5	11:30:16.539	1:58.939	58.970	59.969
6	11:32:13.022	<b>1:56.483</b>	<b>57.580</b>	<b>58.903</b>
7	11:34:10.034	1:57.012	57.697	59.315
8	11:36:06.692	1:56.658	57.729	58.929
p9	11:38:33.408	2:26.716	1:09.972	

(16) Bruno Schunk

--	--	--	--	--

Lap	Time of Day	Lap Tm	S1	S2
1	11:46:51.979	2:01.034	59.083	1:01.951
2	11:48:55.587	2:03.608	59.664	1:03.944
3	11:50:56.404	2:00.817	58.718	1:02.099
4	11:53:04.355	2:07.951	1:01.992	1:05.959
5	11:55:01.991	1:57.636	57.182	1:00.454
6	11:57:01.932	1:59.941	56.845	1:03.096
7	11:58:58.488	<b>1:56.556</b>	<b>56.756</b>	59.800
8	12:00:55.866	1:57.378	57.817	<b>59.561</b>

(122) Hugo Coceres

1	11:21:02.747	1:57.321	56.940	1:00.381
2	11:23:53.203	2:50.456	1:16.257	1:34.199
3	11:25:50.628	1:57.425	58.137	<b>59.288</b>
4	11:27:47.496	<b>1:56.868</b>	<b>55.752</b>	1:01.116
p5	11:35:57.030	8:09.534	6:50.905	

(24) Adelmo Dias

1	11:46:23.049	2:00.002	58.948	1:01.054
2	11:48:20.596	<b>1:57.547</b>	57.291	1:00.256
3	11:50:20.230	1:59.634	57.825	1:01.809
4	11:52:19.704	1:59.474	58.296	1:01.178
5	11:54:19.001	1:59.297	57.698	1:01.599
6	11:56:25.451	2:06.450	1:06.891	<b>59.559</b>
7	11:58:24.970	1:59.519	58.748	1:00.771
p8	12:00:32.972	2:08.002	<b>56.384</b>	

(32) Cristiane Trentim

1	11:47:31.125	1:59.986	58.958	1:01.028
2	11:49:30.731	1:59.606	58.690	1:00.916
3	11:51:28.460	<b>1:57.729</b>	<b>57.288</b>	<b>1:00.441</b>
p4	11:54:21.923	2:53.463	1:09.870	

(23) Bruno Fiuk

1	11:26:07.726	2:01.491	1:00.642	1:00.849
2	11:28:06.527	1:58.801	58.495	1:00.306
3	11:30:04.759	<b>1:58.232</b>	<b>57.940</b>	1:00.292
4	11:32:03.485	1:58.726	58.498	<b>1:00.228</b>
p5	11:34:14.885	2:11.400	58.729	

(93) Ghassan Dreibi

1	11:46:21.618	1:58.562	58.291	<b>1:00.271</b>
2	11:48:20.056	1:58.438	57.783	1:00.655
3	11:50:20.416	2:00.360	58.931	1:01.429
4	11:52:20.185	1:59.769	58.806	1:00.963
5	11:54:18.569	<b>1:58.384</b>	<b>57.605</b>	1:00.779
p6	11:56:38.384	2:19.815	1:02.304	
7	11:59:58.360	3:19.976		1:01.399

(74) Adriano Basso Garcia

1	11:46:46.274	2:06.470	1:04.215	1:02.255
2	11:48:49.512	2:03.238	1:01.207	1:02.031
3	11:50:48.729	<b>1:59.217</b>	58.918	<b>1:00.299</b>
4	11:52:52.855	2:04.126	1:01.810	1:02.316
5	11:54:54.072	2:01.217	58.181	1:03.036
6	11:57:03.156	2:09.084	59.983	1:09.101
7	11:59:05.219	2:02.063	1:00.695	1:01.368
p8	12:01:25.786	2:20.567	<b>57.699</b>	

(125) Fellippe Avarino

1	11:46:53.195	2:02.887	1:00.340	1:02.547
2	11:48:55.900	2:02.705	59.184	1:03.521
3	11:50:57.079	2:01.179	1:00.182	<b>1:00.997</b>
p4	11:53:19.715	2:22.636	59.400	
5	11:57:02.661	3:42.946		1:08.864
6	11:59:02.224	<b>1:59.563</b>	58.330	1:01.233
7	12:01:02.285	2:00.061	<b>57.999</b>	1:02.062

CRONOMETRAGEM

DIRETOR DE PROVA

COMISSARIOS

Orbits

www.cronoelo.com.br

RESULTADO SUJEITO A VERIFICAÇÕES TÉCNICAS E OU DESPORTIVAS

Printed: 27/04/2013 12:04:57

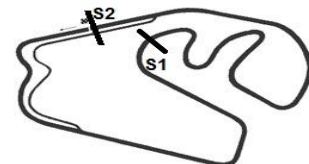


CRONOELO  
CRONOMETRAGEM



# 2ª ETAPA SUPERBIKE SERIES BRASIL - 2013

26, 27 e 28 de abril - Interlagos - SP



## SUPERBIKE SERIES BRASIL 2a ETAPA 2013

SuperBike Light

AUT J CARLOS PACE - INTERLAGOS 4,309 Km

1o TREINO CLASSIFICATORIO - SBK LIGHT

27/04/2013 11:15

Qualifying (44:00 Time) started at 11:18:03

Lap	Time of Day	Lap Tm	S1	S2
<b>(80) Robson Caetano</b>				
1	11:45:48.769	2:03.305	1:00.514	1:02.791
2	11:47:48.445	<b>1:59.676</b>	<b>58.305</b>	1:01.371
3	11:49:50.136	2:01.691	59.216	1:02.475
4	11:51:50.315	2:00.179	58.538	1:01.641
5	11:53:50.445	2:00.130	58.773	<b>1:01.357</b>
p6	11:56:15.998	2:25.553	1:01.267	

Lap	Time of Day	Lap Tm	S1	S2
<b>(15) Davi do Nascimento</b>				
1	11:46:30.453	2:08.751	1:04.808	1:03.943
2	11:48:34.096	2:03.643	1:01.264	1:02.379
3	11:50:38.072	2:03.976	1:01.340	1:02.636
4	11:52:41.282	2:03.210	1:00.945	1:02.265
5	11:54:50.552	2:09.270	1:03.794	1:05.476
6	11:56:52.372	<b>2:01.820</b>	<b>1:00.149</b>	1:01.671
7	11:58:54.833	2:02.461	1:00.859	<b>1:01.602</b>
p8	12:01:19.580	2:24.747	1:03.671	

Lap	Time of Day	Lap Tm	S1	S2
<b>(101) Leonardo Brigant</b>				
1	11:46:31.030	2:05.408	1:01.744	1:03.664
2	11:48:35.938	2:04.908	1:01.479	1:03.429
3	11:50:40.681	2:04.743	1:00.907	1:03.836
4	11:52:44.418	2:03.737	<b>59.938</b>	1:03.799
5	11:54:51.407	2:06.989	1:01.185	1:05.804
6	11:56:53.325	<b>2:01.918</b>	1:00.518	<b>1:01.400</b>
7	11:58:56.959	2:03.634	1:00.742	1:02.892
8	12:01:03.083	2:06.124	1:01.959	1:04.165

Lap	Time of Day	Lap Tm	S1	S2
<b>(14) Rômulo Yoshida</b>				
1	11:47:25.064	2:31.333	1:15.452	1:15.881
2	11:49:40.536	2:15.472	1:07.544	1:07.928
3	11:51:48.091	2:07.555	1:02.718	1:04.837
4	11:53:53.927	2:05.836	1:01.966	1:03.870
5	11:55:59.307	2:05.380	1:01.842	1:03.538
6	11:58:02.705	2:03.398	1:00.802	<b>1:02.596</b>
7	12:00:06.037	<b>2:03.332</b>	<b>1:00.456</b>	1:02.876

Lap	Time of Day	Lap Tm	S1	S2
<b>(47) Kenan JR</b>				
1	11:50:30.346	2:10.056	1:04.683	<b>1:05.373</b>
2	11:52:39.306	<b>2:08.960</b>	<b>1:03.059</b>	1:05.901
3	11:54:53.613	2:14.307	1:05.246	1:09.061
4	11:57:04.994	2:11.381	1:03.657	1:07.724
p5	11:59:35.713	2:30.719	1:06.575	

Lap	Time of Day	Lap Tm	S1	S2
<b>(2) Luis F. A. Sichieri</b>				
1	11:46:42.639	2:15.769	1:06.924	1:08.845
2	11:48:54.212	2:11.573	1:04.524	<b>1:07.049</b>
3	11:51:11.460	2:17.248	1:09.791	1:07.457
4	11:53:22.206	<b>2:10.746</b>	1:03.611	1:07.135
5	11:55:35.061	2:12.855	1:03.176	1:09.679
6	11:57:48.390	2:13.329	<b>1:02.767</b>	1:10.562
p7	12:00:23.234	2:34.844	1:08.517	

