



3ª ETAPA SUPERBIKE SERIES BRASIL - 2013

31 de maio, 01 e 02 de junho - Interlagos - SP



SUPERBIKE SERIES BRASIL 3a ETAPA 2013

SuperBike Light

AUT J CARLOS PACE - INTERLAGOS 4,309 Km

1o TREINO CLASSIFICATORIO - SBK LIGHT

01/06/2013 11:15

Qualifying (44:00 Time) started at 11:26:57

Lap	Time of Day	Lap Tm	S1	S2
(277) Filip Mares				
1	11:32:15.643	1:46.317	52.302	54.015
2	11:34:00.549	1:44.906	51.648	53.258
3	11:35:44.441	1:43.892	50.771	53.121
p4	11:37:51.329	2:06.888	56.505	

(120) Rodrigo Sobral				
1	11:31:05.247	1:48.591	52.593	55.998
2	11:32:50.645	1:45.398	52.086	53.312
3	11:34:36.082	1:45.437	51.293	54.144
p4	11:37:04.044	2:27.962	1:20.747	

(38) Ricardo Negretto				
1	11:30:58.278	1:48.822	54.361	54.461
2	11:32:45.520	1:47.242	52.329	54.913
3	11:34:32.946	1:47.426	52.189	55.237
4	11:36:19.865	1:46.919	52.029	54.890
5	11:38:06.785	1:46.920	52.359	54.561
p6	11:40:27.404	2:20.619	59.528	
7	11:43:22.703	2:55.299		59.548
8	11:45:08.137	1:45.434	51.571	53.863
p9	11:47:37.092	2:28.955	1:05.676	

(19) Luciano Gomes Pokemon				
1	11:31:05.755	1:52.927	56.249	56.678
2	11:32:51.602	1:45.847	52.546	53.301
3	11:34:37.686	1:46.084	51.489	54.595
4	11:36:25.125	1:47.439	51.919	55.520
5	11:38:14.305	1:49.180	53.383	55.797
6	11:40:01.182	1:46.877	52.510	54.367
p7	11:42:13.127	2:11.945	52.125	

(16) Bruno Schunck				
1	11:31:14.552	2:02.221	1:00.001	1:02.220
2	11:33:05.458	1:50.906	55.310	55.596
3	11:34:53.171	1:47.713	52.714	54.999
4	11:36:39.528	1:46.357	52.053	54.304
5	11:38:25.711	1:46.183	51.580	54.603
p6	11:40:39.932	2:14.221	53.264	

(137) James Michael Mike				
1	11:32:17.297	1:48.197	53.306	54.891
2	11:34:04.353	1:47.056	52.282	54.774
3	11:35:51.609	1:47.256	52.171	55.085
4	11:37:38.239	1:46.630	52.597	54.033
5	11:39:24.508	1:46.269	52.125	54.144
p6	11:41:40.145	2:15.637	1:07.806	
7	11:45:35.352	3:55.207		1:01.839
p8	11:47:45.411	2:10.059	59.936	

(6) Abner Gatto				
1	11:32:44.059	1:50.348	55.028	55.320
2	11:34:33.801	1:49.742	53.587	56.155
3	11:36:20.327	1:46.526	51.760	54.766
p4	11:38:35.067	2:14.740	1:09.660	
5	11:43:53.873	5:18.806		57.158
6	11:45:44.361	1:50.488	53.610	56.878
p7	11:48:00.795	2:16.434	1:02.375	

(92) Alexandre Stevens				
1	11:31:05.356	1:54.867	57.704	57.163
2	11:32:55.042	1:49.686	53.739	55.947
3	11:34:43.023	1:47.981	52.507	55.474
4	11:36:31.226	1:48.203	53.349	54.854
5	11:38:19.618	1:48.392	52.806	55.586

Lap	Time of Day	Lap Tm	S1	S2
6	11:40:08.504	1:48.886	53.041	55.845
7	11:41:55.890	1:47.386	52.522	54.864
8	11:43:42.642	1:46.752	52.099	54.653
9	11:45:29.653	1:47.011	52.059	54.952
p10	11:47:58.262	2:28.609	1:05.959	

(177) Marcelo Mellão Skaf				
1	11:31:14.813	1:51.972	54.230	57.742
2	11:33:24.437	2:09.624	1:13.602	56.022
3	11:35:12.478	1:48.041	53.149	54.892
4	11:37:01.360	1:48.882	53.047	55.835
5	11:38:50.607	1:49.247	54.385	54.862
6	11:40:38.940	1:48.333	53.222	55.111
7	11:42:25.733	1:46.793	52.441	54.352
8	11:44:13.979	1:48.246	52.958	55.288
9	11:46:04.025	1:50.046	53.430	56.616
p10	11:48:31.072	2:27.047	1:05.770	

(35) Fabio Spina				
1	11:32:18.192	1:48.013	53.238	54.775
2	11:34:07.070	1:48.878	54.037	54.841
3	11:35:54.612	1:47.542	52.357	55.185
p4	11:37:55.175	2:00.563	53.101	
5	11:40:51.163	2:55.988		1:05.876
6	11:42:45.517	1:54.354	55.380	58.974
7	11:44:34.221	1:48.704	53.247	55.457
8	11:46:21.082	1:46.861	52.533	54.328
p9	11:48:43.927	2:22.845	1:00.952	

(87) Marcelo de Souza				
1	11:32:26.518	1:52.351	55.350	57.001
2	11:34:14.332	1:47.814	52.379	55.435
3	11:36:02.442	1:48.110	52.445	55.665
4	11:37:58.040	1:55.598	57.602	57.996
5	11:39:47.336	1:49.296	53.705	55.591
6	11:41:34.834	1:47.498	52.339	55.159
7	11:43:30.807	1:55.973	57.519	58.454
8	11:45:18.288	1:47.481	52.014	55.467
p9	11:47:38.795	2:20.507	1:04.996	

(31) Marko Fiori				
1	11:32:18.052	1:48.446	53.077	55.369
2	11:34:05.731	1:47.679	53.440	54.239
p3	11:36:09.173	2:03.442	52.755	

(777) Felipe Lourencetti				
1	11:31:18.337	1:49.112	53.967	55.145
2	11:33:10.757	1:52.420	54.618	57.802
3	11:34:59.473	1:48.716	53.820	54.896
4	11:36:50.172	1:50.699	54.003	56.696
5	11:38:37.907	1:47.735	53.063	54.672
6	11:40:28.419	1:50.512	54.381	56.131
7	11:42:16.625	1:48.206	53.537	54.669
8	11:44:07.222	1:50.597	54.223	56.374
p9	11:46:21.669	2:14.447	1:00.025	

(43) Anderson Pregolato Rocky				
1	11:33:49.044	1:54.231	57.269	56.962
2	11:35:39.967	1:50.923	54.578	56.345
3	11:37:30.303	1:50.336	54.280	56.056
4	11:39:20.796	1:50.493	53.778	56.715
5	11:41:09.418	1:48.622	53.357	55.265
6	11:42:59.073	1:49.655	54.072	55.583
7	11:44:48.404	1:49.331	53.742	55.589
p8	11:46:52.411	2:04.007	54.828	

CRONOMETRAGEM

DIRETOR DE PROVA

COMISSARIOS

Orbits

www.cronoelo.com.br

RESULTADO SUJEITO A VERIFICAÇÕES TÉCNICAS E OU DESPORTIVAS

Printed: 01/06/2013 12:09:58

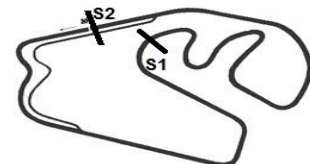


CRONOELO
CRONOMETRAGEM



3ª ETAPA SUPERBIKE SERIES BRASIL - 2013

31 de maio, 01 e 02 de junho - Interlagos - SP



SUPERBIKE SERIES BRASIL 3ª ETAPA 2013

SuperBike Light

AUT J CARLOS PACE - INTERLAGOS 4,309 Km

1o TREINO CLASSIFICATORIO - SBK LIGHT

01/06/2013 11:15

Qualifying (44:00 Time) started at 11:26:57

Lap	Time of Day	Lap Tm	S1	S2
(25) Fernando Firpo				
1	11:31:11.298	2:00.078	59.173	1:00.905
2	11:33:06.825	1:55.527	56.678	58.849
3	11:34:59.239	1:52.414	55.196	57.218
4	11:36:51.222	1:51.983	55.213	56.770
5	11:38:41.991	1:50.769	54.517	56.252
6	11:40:33.080	1:51.089	54.352	56.737
7	11:42:23.388	1:50.308	54.227	56.081
8	11:44:24.302	2:00.914	1:01.043	59.871
9	11:46:13.146	1:48.844	52.795	56.049
p10	11:48:25.326	2:12.180	57.176	

(153) Jose Rodolfo Silverio				
1	11:33:06.360	1:55.601	56.947	58.654
2	11:35:07.456	2:01.096	1:03.612	57.484
3	11:37:01.161	1:53.705	56.478	57.227
4	11:38:53.945	1:52.784	56.031	56.753
5	11:40:46.740	1:52.795	55.232	57.563
6	11:42:37.974	1:51.234	54.842	56.392
7	11:44:27.361	1:49.387	54.046	55.341
8	11:46:16.389	1:49.028	53.751	55.277
p9	11:48:42.266	2:25.877	59.360	

(85) Thiago Machado				
1	11:31:18.084	1:50.974	55.397	55.577
2	11:33:12.707	1:54.623	56.644	57.979
3	11:35:04.384	1:51.677	54.848	56.829
4	11:36:54.919	1:50.535	54.494	56.041
5	11:38:44.100	1:49.181	53.604	55.577
p6	11:40:51.935	2:07.835	56.977	

(91) Deividson Graxa				
1	11:31:54.996	1:59.853	58.222	1:01.631
p2	11:33:57.030	2:02.034	57.769	
3	11:37:03.005	3:05.975		56.550
4	11:38:54.431	1:51.426	54.746	56.680
5	11:40:46.346	1:51.915	55.096	56.819
6	11:42:36.814	1:50.468	54.213	56.255
7	11:44:26.288	1:49.474	53.993	55.481
8	11:46:15.670	1:49.382	53.803	55.579
p9	11:48:38.425	2:22.755	1:01.173	

(10) Pedro Lauand Assumpção				
1	11:32:47.576	1:53.218	55.418	57.800
2	11:34:49.322	2:01.746	1:04.817	56.929
3	11:36:45.803	1:56.481	58.865	57.616
4	11:38:35.625	1:49.822	54.088	55.734
5	11:40:28.255	1:52.630	56.353	56.277
6	11:42:17.998	1:49.743	54.253	55.490
7	11:44:07.452	1:49.454	53.565	55.889
8	11:45:59.509	1:52.057	55.464	56.593
p9	11:48:17.142	2:17.633	1:00.205	

(999) Sergio Makoto				
1	11:32:47.802	1:53.233	55.725	57.508
2	11:34:38.543	1:50.741	53.742	56.999
3	11:36:29.486	1:50.943	54.398	56.545
4	11:38:21.391	1:51.905	54.290	57.615
5	11:40:13.026	1:51.635	55.204	56.431
6	11:42:04.198	1:51.172	53.632	57.540
7	11:43:55.182	1:50.984	54.317	56.667
8	11:45:44.853	1:49.671	53.097	56.574
p9	11:48:18.503	2:33.650	1:16.512	

(17) Thiago José de Freitas				
1	11:33:04.245	1:53.623	56.001	57.622

2	11:35:04.349	2:00.104	1:02.881	57.223
3	11:36:55.969	1:51.620	55.037	56.583
4	11:38:45.888	1:49.919	53.685	56.234
5	11:40:36.643	1:50.755	54.910	55.845
p6	11:42:50.631	2:13.988	1:09.039	

(18) Guto Figueiredo				
1	11:31:54.180	1:55.278	56.267	59.011
2	11:33:48.044	1:53.864	56.487	57.377
3	11:35:39.385	1:51.341	54.587	56.754
4	11:37:29.447	1:50.062	53.826	56.236
5	11:39:21.313	1:51.866	54.048	57.818
6	11:41:12.149	1:50.836	54.145	56.691
p7	11:43:17.657	2:05.508	54.804	

(5) Leandro Moreno				
1	11:32:18.034	1:55.488	56.719	58.769
2	11:34:20.053	2:02.019	1:04.280	57.739
3	11:36:16.400	1:56.347	58.570	57.777
4	11:38:06.490	1:50.090	53.944	56.146
5	11:39:57.661	1:51.171	54.433	56.738
6	11:41:48.361	1:50.700	54.495	56.205
p7	11:44:04.853	2:16.492	1:03.467	

(174) Sergio Prates Pereira				
1	11:32:28.287	1:53.898	55.755	58.143
2	11:34:20.119	1:51.832	55.582	56.250
3	11:36:11.748	1:51.629	54.947	56.682
4	11:38:03.589	1:51.841	55.230	56.611
5	11:39:55.058	1:51.469	54.760	56.709
6	11:41:46.652	1:51.594	55.601	55.993
7	11:43:37.019	1:50.367	54.364	56.003
8	11:45:28.881	1:51.862	55.220	56.642
p9	11:47:43.256	2:14.375	56.369	

(3) Daniel Toloni				
1	11:32:28.208	1:55.530	57.135	58.395
2	11:34:23.246	1:55.038	56.483	58.555
3	11:36:16.773	1:53.527	55.834	57.693
4	11:38:07.413	1:50.640	54.590	56.050
5	11:39:57.785	1:50.372	54.157	56.215
6	11:41:48.881	1:51.096	54.739	56.357
7	11:43:40.815	1:51.934	55.378	56.556
8	11:45:36.125	1:55.310	58.906	56.404
p9	11:47:45.250	2:09.125	58.435	

(67) Naildo Emídio da Silva				
1	11:31:34.336	1:53.321	55.712	57.609
2	11:33:27.377	1:53.041	56.641	56.400
3	11:35:18.054	1:50.677	54.260	56.417
4	11:37:09.492	1:51.438	54.880	56.558
5	11:39:00.517	1:51.025	54.273	56.752
6	11:40:51.131	1:50.614	54.094	56.520
7	11:42:41.566	1:50.435	54.682	55.753
8	11:44:34.773	1:53.207	54.334	58.873
9	11:46:25.689	1:50.916	54.404	56.512
p10	11:48:40.369	2:14.680	56.769	

(68) Dimitris Katsouropoulou				
1	11:53:53.800	1:59.043	59.322	59.721
p2	11:55:56.512	2:02.712	56.188	
3	11:58:55.703	2:59.191		56.670
4	12:00:47.132	1:51.429	55.386	56.043
5	12:02:40.059	1:52.927	54.965	57.962
6	12:04:37.011	1:56.952	58.115	58.837
7	12:06:27.596	1:50.585	54.400	56.185

CRONOMETRAGEM

DIRETOR DE PROVA

COMISSARIOS

Orbits

www.cronoelo.com.br



CRONOELO
CRONOMETRAGEM

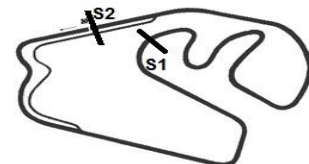
RESULTADO SUJEITO A VERIFICAÇÕES TÉCNICAS E OU DESPORTIVAS

Printed: 01/06/2013 12:09:58



3ª ETAPA SUPERBIKE SERIES BRASIL - 2013

31 de maio, 01 e 02 de junho - Interlagos - SP



SUPERBIKE SERIES BRASIL 3ª ETAPA 2013

SuperBike Light

AUT J CARLOS PACE - INTERLAGOS 4,309 Km

1o TREINO CLASSIFICATORIO - SBK LIGHT

01/06/2013 11:15

Qualifying (44:00 Time) started at 11:26:57

Lap	Time of Day	Lap Tm	S1	S2
8	12:08:18.458	1:50.862	54.612	56.250
(12) Fabio Martins				
1	11:31:04.482	1:59.588	59.707	59.881
2	11:32:58.668	1:54.186	56.499	57.687
3	11:34:57.599	1:58.931	1:01.062	57.869
4	11:36:50.752	1:53.153	55.539	57.614
5	11:38:41.611	1:50.859	54.667	56.192
6	11:40:32.802	1:51.191	54.520	56.671
7	11:42:23.797	1:50.995	54.313	56.682
p8	11:44:24.348	2:00.551	54.245	

Lap	Time of Day	Lap Tm	S1	S2
(28) Claudinho Linhares				
1	11:54:07.710	1:59.201	59.606	59.595
2	11:56:04.074	1:56.364	56.620	59.744
3	11:57:57.744	1:53.670	56.468	57.202
4	11:59:51.059	1:53.315	55.856	57.459
5	12:01:41.927	1:50.868	54.362	56.506
p6	12:03:56.075	2:14.148	1:03.302	

Lap	Time of Day	Lap Tm	S1	S2
(27) Marco T. C. Guimarães				
1	11:53:29.733	1:51.582	54.082	57.500
2	11:55:26.395	1:56.662	59.008	57.654
p3	11:57:40.043	2:13.648	56.054	
4	12:02:29.216	4:49.173		58.113
5	12:04:34.685	2:05.469	57.351	1:08.118
6	12:06:28.174	1:53.489	54.400	59.089
p7	12:08:56.305	2:28.131	1:04.137	

Lap	Time of Day	Lap Tm	S1	S2
(69) Yrio Azevedo				
1	11:32:40.114	1:56.184	58.122	58.062
2	11:34:33.711	1:53.597	56.270	57.327
3	11:36:25.409	1:51.698	55.116	56.582
p4	11:38:29.945	2:04.536	55.217	
5	11:41:17.280	2:47.335		59.806
6	11:43:11.261	1:53.981	56.444	57.537
p7	11:45:27.397	2:16.136	1:04.340	

Lap	Time of Day	Lap Tm	S1	S2
(99) Fábio Nallin				
1	11:32:36.196	1:57.445	57.620	59.825
2	11:34:37.659	2:01.463	1:01.220	1:00.243
3	11:36:31.546	1:53.887	56.074	57.813
4	11:38:24.786	1:53.240	55.511	57.729
5	11:40:18.938	1:54.152	56.295	57.857
6	11:42:13.009	1:54.071	55.687	58.384
7	11:44:04.964	1:51.955	55.225	56.730
8	11:45:57.851	1:52.887	55.755	57.132
p9	11:48:13.841	2:15.990	1:00.133	

Lap	Time of Day	Lap Tm	S1	S2
(1) Gian Paolo				
1	11:32:17.339	1:57.700	59.332	58.368
2	11:34:14.196	1:56.857	57.640	59.217
3	11:36:08.313	1:54.117	56.136	57.981
4	11:38:01.246	1:52.933	55.584	57.349
5	11:39:54.946	1:53.700	55.533	58.167
6	11:41:48.577	1:53.631	56.325	57.306
7	11:43:40.715	1:52.138	55.088	57.050
8	11:45:33.319	1:52.604	55.736	56.868
p9	11:47:57.209	2:23.890	1:02.701	

Lap	Time of Day	Lap Tm	S1	S2
(8) Eduardo Gomes Dias				
1	11:33:31.486	1:56.840	57.742	59.098
2	11:35:25.943	1:54.457	56.455	58.002
3	11:37:19.458	1:53.515	55.782	57.733
4	11:39:13.869	1:54.411	56.025	58.386
5	11:41:07.585	1:53.716	55.766	57.950

Lap	Time of Day	Lap Tm	S1	S2
6	11:43:01.777	1:54.192	55.679	58.513
7	11:44:55.803	1:54.026	55.994	58.032
8	11:46:48.660	1:52.857	54.771	58.086
p9	11:49:07.006	2:18.346	1:00.750	

Lap	Time of Day	Lap Tm	S1	S2
(11) Carlos Quintas				
1	11:31:11.764	1:57.469	57.579	59.890
2	11:33:04.712	1:52.948	56.265	56.683
3	11:34:57.883	1:53.171	55.089	58.082
p4	11:37:00.773	2:02.890	54.534	

Lap	Time of Day	Lap Tm	S1	S2
(133) Jose da Cunha				
1	11:32:05.657	1:53.568	55.775	57.793
2	11:33:59.076	1:53.419	56.732	56.687
3	11:35:52.883	1:53.807	56.732	57.075
4	11:37:46.036	1:53.153	55.241	57.912
5	11:39:39.488	1:53.452	55.745	57.707
6	11:41:33.860	1:54.372	56.799	57.573
p7	11:44:21.031	2:47.171	1:24.255	

Lap	Time of Day	Lap Tm	S1	S2
(93) Ghassan Dreibi				
1	11:54:08.231	1:57.968	58.059	59.909
2	11:56:07.140	1:58.909	58.028	1:00.881
3	11:58:04.299	1:57.159	58.063	59.096
4	12:00:07.071	2:02.772	59.799	1:02.973
5	12:02:03.641	1:56.570	56.131	1:00.439
6	12:03:56.804	1:53.163	55.273	57.890
7	12:05:51.609	1:54.805	57.289	57.516
8	12:08:00.032	2:08.423	1:01.293	1:07.130

Lap	Time of Day	Lap Tm	S1	S2
(42) Luciano Magalhães				
1	11:33:11.341	2:00.903	1:01.965	58.938
2	11:35:05.672	1:54.331	57.461	56.870
3	11:36:58.899	1:53.227	55.694	57.533
4	11:38:54.372	1:55.473	58.640	56.833
p5	11:40:58.558	2:04.186	56.941	

Lap	Time of Day	Lap Tm	S1	S2
(48) Rodrigo Punhague				
1	11:36:22.378	2:02.492	1:00.868	1:01.624
2	11:38:21.041	1:58.663	58.672	59.991
3	11:40:16.955	1:55.914	57.214	58.700
4	11:42:13.663	1:56.708	57.094	59.614
5	11:44:07.259	1:53.596	56.046	57.550
6	11:46:01.170	1:53.911	56.756	57.155
p7	11:48:18.495	2:17.325	1:00.569	

Lap	Time of Day	Lap Tm	S1	S2
(30) Marcel Romie Jardim				
1	11:32:27.985	1:55.571	56.479	59.092
2	11:34:23.157	1:55.172	56.366	58.806
3	11:36:20.524	1:57.367	57.761	59.606
4	11:38:15.673	1:55.149	56.781	58.368
5	11:40:09.304	1:53.631	55.704	57.927
6	11:42:03.964	1:54.660	55.270	59.390
7	11:43:58.547	1:54.583	56.268	58.315
8	11:45:58.195	1:59.648	59.115	1:00.533
p9	11:48:16.399	2:18.204	59.440	

Lap	Time of Day	Lap Tm	S1	S2
(13) Eduardo Pilotto				
1	11:53:38.418	1:58.602	57.579	1:01.023
2	11:55:34.207	1:55.789	56.183	59.606
3	11:57:31.302	1:57.095	57.830	59.265
4	11:59:28.512	1:57.210	58.142	59.068
5	12:01:22.319	1:53.807	55.984	57.823
6	12:03:16.714	1:54.395	56.287	58.108
7	12:05:11.200	1:54.486	56.186	58.300
p8	12:07:48.055	2:36.855	55.369	

CRONOMETRAGEM

DIRETOR DE PROVA

COMISSARIOS

Orbits

www.cronoelo.com.br



CRONOELO
CRONOMETRAGEM

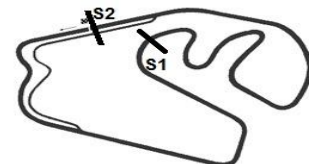
RESULTADO SUJEITO A VERIFICAÇÕES TÉCNICAS E OU DESPORTIVAS

Printed: 01/06/2013 12:09:58



3ª ETAPA SUPERBIKE SERIES BRASIL - 2013

31 de maio, 01 e 02 de junho - Interlagos - SP



SUPERBIKE SERIES BRASIL 3ª ETAPA 2013

SuperBike Light

AUT J CARLOS PACE - INTERLAGOS 4,309 Km

1o TREINO CLASSIFICATORIO - SBK LIGHT

01/06/2013 11:15

Qualifying (44:00 Time) started at 11:26:57

Lap	Time of Day	Lap Tm	S1	S2
(76) Rogério Mariano Oliveira				
1	11:31:12.675	2:00.644	58.759	1:01.885
2	11:33:12.529	1:59.854	1:00.008	59.846
3	11:35:08.342	1:55.813	56.883	58.930
4	11:37:03.054	1:54.712	55.954	58.758
5	11:38:56.990	1:53.936	56.003	57.933
p6	11:41:15.935	2:18.945	55.048	

Lap	Time of Day	Lap Tm	S1	S2
(78) Julio Fuertes				
1	11:54:14.456	2:01.222	59.587	1:01.635
2	11:56:14.239	1:59.783	59.272	1:00.511
3	11:58:14.280	2:00.041	59.374	1:00.667
4	12:00:11.047	1:56.767	58.205	58.562
5	12:02:06.993	1:55.946	58.049	57.897
6	12:04:01.111	1:54.118	56.931	57.187

Lap	Time of Day	Lap Tm	S1	S2
(71) Jun Sakakibara				
1	11:54:46.506	1:57.159	57.797	59.362
2	11:56:42.247	1:55.741	56.200	59.541
3	11:58:37.076	1:54.829	55.539	59.290
4	12:00:32.819	1:55.743	55.967	59.776
5	12:02:27.468	1:54.649	56.377	58.272
6	12:04:21.798	1:54.330	56.042	58.288
7	12:06:23.196	2:01.398	57.959	1:03.439
8	12:08:17.889	1:54.693	56.215	58.478

Lap	Time of Day	Lap Tm	S1	S2
(23) Herbert Btista				
1	11:32:13.538	1:54.893	56.724	58.169
2	11:34:08.349	1:54.811	56.913	57.898
3	11:36:02.806	1:54.457	56.493	57.964
4	11:37:57.857	1:55.051	56.301	58.750
p5	11:40:08.835	2:10.978	57.846	

Lap	Time of Day	Lap Tm	S1	S2
(77) Euclides Pierin Filho				
1	11:31:12.565	1:59.776	58.835	1:00.941
2	11:33:07.870	1:55.305	57.191	58.114
3	11:35:04.281	1:56.411	57.205	59.206
4	11:36:58.776	1:54.495	56.717	57.778
p5	11:39:36.884	2:38.108	1:16.263	

Lap	Time of Day	Lap Tm	S1	S2
(44) Carlos Eduardo Trigo				
1	11:54:05.390	1:58.915	58.901	1:00.014
2	11:56:06.118	2:00.728	1:00.607	1:00.121
3	11:58:04.003	1:57.885	58.721	59.164
4	11:59:59.544	1:55.541	57.253	58.288
5	12:01:54.347	1:54.803	56.620	58.183
6	12:03:50.178	1:55.831	56.806	59.025
7	12:05:47.434	1:57.256	57.704	59.552
8	12:07:54.900	2:07.466	1:02.915	1:04.551

Lap	Time of Day	Lap Tm	S1	S2
(63) Rogério Carulli				
1	11:53:34.342	1:56.124	56.899	59.225
2	11:55:30.704	1:56.362	57.333	59.029
3	11:57:27.006	1:56.302	56.739	59.563
4	11:59:25.409	1:58.403	58.363	1:00.040
5	12:01:21.212	1:55.803	57.576	58.227
6	12:03:16.340	1:55.128	57.099	58.029
7	12:05:11.284	1:54.944	56.355	58.589
p8	12:07:42.633	2:31.349	58.942	

Lap	Time of Day	Lap Tm	S1	S2
(33) Bruno Nagy				
1	11:55:04.579	2:00.304	58.589	1:01.715
2	11:57:03.712	1:59.133	57.974	1:01.159
3	11:59:01.668	1:57.956	57.677	1:00.279
4	12:00:57.877	1:56.209	56.959	59.250

Lap	Time of Day	Lap Tm	S1	S2
5	12:02:55.073	1:57.196	57.484	59.712
p6	12:05:24.250	2:29.177	1:01.403	

Lap	Time of Day	Lap Tm	S1	S2
(74) Adriano Garcia				
1	11:55:00.109	1:59.172	58.097	1:01.075
2	11:57:01.100	2:00.991	58.301	1:02.690
3	11:59:01.149	2:00.049	59.361	1:00.688
4	12:00:59.174	1:58.025	58.177	59.848
5	12:02:55.701	1:56.527	56.977	59.550
6	12:05:00.707	2:05.006	1:02.255	1:02.751
p7	12:07:44.741	2:44.034	57.194	

Lap	Time of Day	Lap Tm	S1	S2
(138) Fabian Tortorello				
1	11:54:57.230	2:04.846	1:02.635	1:02.211
2	11:57:00.588	2:03.358	1:00.555	1:02.803
3	11:58:59.025	1:58.437	59.013	59.424
4	12:00:55.977	1:56.952	56.959	59.993
5	12:02:54.455	1:58.478	57.455	1:01.023
6	12:04:52.146	1:57.691	57.258	1:00.433
7	12:06:54.801	2:02.655	59.186	1:03.469

Lap	Time of Day	Lap Tm	S1	S2
(70) Renato Motta				
1	11:54:39.437	2:02.905	1:01.237	1:01.668
2	11:56:38.689	1:59.252	58.110	1:01.142
3	11:58:39.883	2:01.194	57.985	1:03.209
4	12:00:39.267	1:59.384	58.508	1:00.876
5	12:02:39.337	2:00.070	58.083	1:01.987
6	12:04:39.702	2:00.365	58.567	1:01.798
7	12:06:37.578	1:57.876	57.274	1:00.602
8	12:08:39.887	2:02.309	58.191	1:04.118

Lap	Time of Day	Lap Tm	S1	S2
(125) Fellippe Avarino				
1	11:55:22.332	2:09.524	1:02.807	1:06.717
2	11:57:23.997	2:01.665	58.991	1:02.674
p3	11:59:39.892	2:15.895	59.307	
4	12:02:53.622	3:13.730		1:02.377
5	12:04:51.915	1:58.293	57.809	1:00.484
p6	12:07:17.271	2:25.356	1:01.622	

Lap	Time of Day	Lap Tm	S1	S2
(600) Kleber Santos				
1	11:55:18.027	2:12.603	1:05.913	1:06.690
2	11:57:27.776	2:09.749	1:04.002	1:05.747
3	11:59:33.422	2:05.646	1:02.165	1:03.481
4	12:01:37.941	2:04.519	1:01.684	1:02.835
5	12:03:40.350	2:02.409	1:00.714	1:01.695
6	12:05:39.972	1:59.622	59.121	1:00.501
p7	12:08:12.902	2:32.930	1:07.689	

Lap	Time of Day	Lap Tm	S1	S2
(322) Carlos da Silva				
1	11:53:54.175	2:04.337	1:01.784	1:02.553
2	11:55:57.183	2:03.008	59.910	1:03.098
3	11:58:00.125	2:02.942	59.860	1:03.082
4	12:00:03.042	2:02.917	1:00.094	1:02.823
5	12:02:05.158	2:02.116	59.791	1:02.325
6	12:04:05.376	2:00.218	59.434	1:00.784
7	12:06:24.817	2:19.441	1:00.253	1:19.188
p8	12:09:02.776	2:37.959	1:02.253	

Lap	Time of Day	Lap Tm	S1	S2
(15) Davi do Nascimento				
1	11:54:09.384	2:05.743	1:02.954	1:02.789
2	11:56:10.232	2:00.848	59.753	1:01.095
3	11:58:21.851	2:11.619	1:03.166	1:08.453
4	12:00:30.233	2:08.382	1:03.262	1:05.120
5	12:02:34.887	2:04.654	1:01.401	1:03.253
6	12:04:39.424	2:04.537	1:02.730	1:01.807
p7	12:07:10.532	2:31.108	1:04.319	

CRONOMETRAGEM

DIRETOR DE PROVA

COMISSARIOS

Orbits

www.cronoelo.com.br

RESULTADO SUJEITO A VERIFICAÇÕES TÉCNICAS E OU DESPORTIVAS

Printed: 01/06/2013 12:09:58

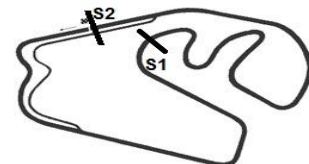


CRONOELO
CRONOMETRAGEM



3ª ETAPA SUPERBIKE SERIES BRASIL - 2013

31 de maio, 01 e 02 de junho - Interlagos - SP



SUPERBIKE SERIES BRASIL 3a ETAPA 2013

SuperBike Light

AUT J CARLOS PACE - INTERLAGOS 4,309 Km

1o TREINO CLASSIFICATORIO - SBK LIGHT

01/06/2013 11:15

Qualifying (44:00 Time) started at 11:26:57

Lap	Time of Day	Lap Tm	S1	S2
(666) Alexandre Marzola				
1	11:55:12.620	2:11.916	1:05.675	1:06.241
2	11:57:28.001	2:15.381	1:02.928	1:12.453
3	11:59:30.073	2:02.072	1:00.207	1:01.865
4	12:01:33.857	2:03.784	1:00.122	1:03.662
5	12:03:53.876	2:20.019	1:13.129	1:06.890
6	12:05:58.936	2:05.060	1:03.029	1:02.031
7	12:08:05.925	2:06.989	59.860	1:07.129

(136) Lairton Lopes				
1	11:54:17.871	2:09.810	1:03.975	1:05.835
2	11:56:24.436	2:06.565	1:02.062	1:04.503
3	11:58:30.269	2:05.833	1:01.849	1:03.984
4	12:00:35.400	2:05.131	1:01.655	1:03.476
5	12:02:39.661	2:04.261	1:01.331	1:02.930
6	12:04:42.268	2:02.607	1:00.297	1:02.310
p7	12:07:12.029	2:29.761	1:00.284	

(113) Valdriano de Souza				
1	11:56:06.052	2:15.918	1:05.939	1:09.979
2	11:58:19.211	2:13.159	1:05.211	1:07.948
3	12:00:29.700	2:10.489	1:03.244	1:07.245
4	12:02:39.264	2:09.564	1:03.328	1:06.236
5	12:04:45.662	2:06.398	1:02.023	1:04.375
p6	12:07:14.214	2:28.552	1:01.137	

(65) Valter Rubino				
1	11:55:24.094	2:16.745	1:08.063	1:08.682
2	11:57:37.865	2:13.771	1:06.021	1:07.750
3	11:59:50.103	2:12.238	1:05.038	1:07.200
4	12:02:02.707	2:12.604	1:06.042	1:06.562
5	12:04:21.215	2:18.508	1:06.637	1:11.871
p6	12:06:42.914	2:21.699	1:04.760	

(47) Kenan JR				
1	11:56:03.216	2:17.414	1:08.912	1:08.502
p2	11:58:31.235	2:28.019	1:06.766	

