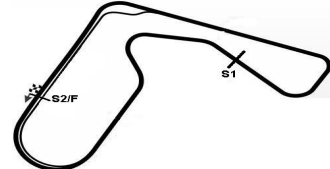




9ª ETAPA SUPERBIKE SERIES BRASIL - 2013

08, 09 e 10 de Novembro - Cascavel - PR



SUPERBIKE SERIES BRASIL 9ª ETAPA

SuperBike Light

AUT INTERNACIONAL ZILMAR BEUX 3,058 km

PROVA - SBK LIGHT

10/11/2013 13:58

Race (16 Laps) started at 13:39:59

Lap	Lap Tm	S1	S2
(36) Rafael Nunes			
1	1:10.653	37.712	32.941
2	1:06.209	33.169	33.040
3	1:06.544	33.088	33.456
4	1:16.046	34.245	41.801
5	1:30.741	43.374	47.367
6	1:28.057	43.760	44.297
7	1:22.264	41.594	40.670
8	1:20.173	39.662	40.511
9	1:22.318	39.660	42.658
10	1:19.421	39.512	39.909
11	1:21.578	39.606	41.972
12	1:58.599	46.688	1:11.911
13	1:35.414	47.341	48.073
14	1:07.116	33.592	33.524
15	1:08.697	34.872	33.825
16	1:07.885	33.945	33.940

Lap	Lap Tm	S1	S2
(18) Edson Luiz de Souza			
1	1:12.141	37.965	34.176
2	1:08.017	34.344	33.673
3	1:08.404	34.247	34.157
4	1:11.702	34.744	36.958
5	1:29.047	42.337	46.710
6	1:28.571	43.627	44.944
7	1:22.862	41.266	41.596
8	1:19.737	39.451	40.286
9	1:22.108	40.435	41.673
10	1:20.538	39.870	40.668
11	1:20.498	38.404	42.094
12	1:58.454	46.186	1:12.268
13	1:34.331	47.151	47.180
14	1:07.567	33.906	33.661
15	1:08.103	34.382	33.721
16	1:08.241	34.342	33.899

Lap	Lap Tm	S1	S2
(21) Luiz Carlos de Souza			
1	1:12.069	38.053	34.016
2	1:07.493	34.085	33.408
3	1:08.613	34.496	34.117
4	1:11.804	34.744	37.060
5	1:29.469	42.611	46.858
6	1:28.439	43.536	44.903
7	1:22.262	41.350	40.912
8	1:20.478	40.106	40.372
9	1:22.095	39.626	42.469
10	1:20.014	39.530	40.484
11	1:21.008	38.431	42.577
12	1:58.217	46.083	1:12.134
13	1:34.970	47.118	47.852
14	1:07.917	34.899	33.018
15	1:08.292	34.880	33.412
16	1:07.647	34.074	33.573

Lap	Lap Tm	S1	S2
(45) Cassio Silva			
1	1:13.774	39.106	34.668
2	1:08.929	34.510	34.419
3	1:09.514	34.642	34.872
4	1:12.628	35.665	36.963
5	1:25.603	40.018	45.585
6	1:29.508	44.069	45.439
7	1:23.081	41.296	41.785
8	1:19.898	39.386	40.512
9	1:22.027	41.116	40.911
10	1:20.690	40.497	40.193

Lap	Lap Tm	S1	S2
11	1:21.264	39.604	41.660
12	1:56.819	43.495	1:13.324
13	1:33.561	46.645	46.916
14	1:09.439	34.979	34.460
15	1:09.729	34.751	34.978
16	1:08.211	34.295	33.916

Lap	Lap Tm	S1	S2
(137) James Michael Mike			
1	1:13.085	38.644	34.441
2	1:08.797	34.538	34.259
3	1:08.579	34.214	34.365
4	1:14.052	36.848	37.204
5	1:25.542	40.045	45.497
6	1:29.374	44.058	45.316
7	1:23.177	41.146	42.031
8	1:19.918	39.023	40.895
9	1:21.944	40.695	41.249
10	1:20.794	40.032	40.762
11	1:21.306	39.532	41.774
12	1:56.638	43.572	1:13.066
13	1:33.568	46.692	46.876
14	1:09.704	35.004	34.700
15	1:10.309	35.712	34.597
16	1:08.790	34.758	34.032

Lap	Lap Tm	S1	S2
(177) Marcelo Skaf			
1	1:11.221	37.078	34.143
2	1:08.057	33.909	34.148
3	1:08.446	34.173	34.273
4	1:11.812	35.131	36.681
5	1:29.764	42.706	47.058
6	1:27.976	43.322	44.654
7	1:22.085	41.294	40.791
8	1:20.356	39.597	40.759
9	1:22.295	40.121	42.174
10	1:19.442	39.235	40.207
11	1:22.022	39.452	42.570
12	1:58.153	46.185	1:11.968
13	1:35.289	47.112	48.177
14	1:10.650	35.808	34.842
15	1:10.528	34.699	35.829
16	1:09.183	35.088	34.095

Lap	Lap Tm	S1	S2
(999) Sergio Makoto			
1	1:12.811	38.654	34.157
2	1:08.407	34.246	34.161
3	1:08.074	33.812	34.262
4	1:15.148	37.795	37.353
5	1:25.216	39.923	45.293
6	1:28.826	44.101	44.725
7	1:23.322	41.279	42.043
8	1:19.897	39.105	40.792
9	1:21.396	40.913	40.483
10	1:21.641	40.033	41.608
11	1:20.779	39.601	41.178
12	1:56.825	44.333	1:12.492
13	1:33.951	47.008	46.943
14	1:10.513	36.170	34.343
15	1:10.451	35.322	35.129
16	1:08.997	35.043	33.954

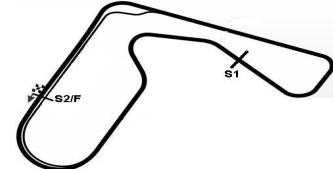
Lap	Lap Tm	S1	S2
(28) Claudinho Linares			
1	1:14.551	39.024	35.527
2	1:09.005	34.825	34.180
3	1:09.939	35.182	34.757
4	1:12.417	36.528	35.889





9ª ETAPA SUPERBIKE SERIES BRASIL - 2013

08, 09 e 10 de Novembro - Cascavel - PR



SUPERBIKE SERIES BRASIL 9ª ETAPA

SuperBike Light

AUT INTERNACIONAL ZILMAR BEUX 3,058 km

PROVA - SBK LIGHT

10/11/2013 13:58

Race (16 Laps) started at 13:39:59

Lap	Lap Tm	S1	S2
5	1:25.509	40.131	45.378
6	1:29.270	43.785	45.485
7	1:23.317	41.400	41.917
8	1:19.815	39.731	40.084
9	1:21.981	41.295	40.686
10	1:20.804	40.284	40.520
11	1:21.179	39.230	41.949
12	1:56.444	43.392	1:13.052
13	1:33.420	46.678	46.742
14	1:09.520	35.301	34.219
15	1:10.054	35.412	34.642
16	1:11.995	36.793	35.202

(11) Jean Ricardo

Lap	Lap Tm	S1	S2
1	1:15.898	39.803	36.095
2	1:11.351	36.098	35.253
3	1:11.292	35.033	36.259
4	1:13.401	36.735	36.666
5	1:27.981	43.704	44.277
6	1:25.057	46.370	38.687
7	1:20.955	39.760	41.195
8	1:19.426	40.085	39.341
9	1:21.602	42.722	38.880
10	1:21.909	41.041	40.868
11	1:20.537	40.860	39.677
12	1:55.644	43.148	1:12.496
13	1:33.961	47.377	46.584
14	1:10.261	35.712	34.549
15	1:10.071	34.972	35.099
16	1:09.863	35.234	34.629

(87) Marcello de Souza

Lap	Lap Tm	S1	S2
1	1:14.520	39.333	35.187
2	1:10.717	35.403	35.314
3	1:12.445	35.885	36.560
4	1:12.243	36.294	35.949
5	1:29.049	44.300	44.749
6	1:23.047	45.396	37.651
7	1:22.256	40.589	41.667
8	1:19.990	40.324	39.666
9	1:21.444	41.440	40.004
10	1:22.013	40.704	41.309
11	1:20.240	40.756	39.484
12	1:56.409	43.571	1:12.838
13	1:33.285	46.805	46.480
14	1:10.692	35.695	34.997
15	1:10.594	35.513	35.081
16	1:11.226	36.628	34.598

(17) Cleberson Maicher

Lap	Lap Tm	S1	S2
1	1:16.467	40.080	36.387
2	1:12.592	36.314	36.278
3	1:12.373	36.258	36.115
4	1:12.404	36.493	35.911
5	1:25.803	38.008	47.795
6	1:25.843	46.950	38.893
7	1:20.110	39.299	40.811
8	1:19.624	40.581	39.043
9	1:21.538	43.011	38.527
10	1:21.481	41.504	39.977
11	1:21.257	41.452	39.805
12	1:55.697	42.947	1:12.750
13	1:33.582	47.359	46.223
14	1:10.816	35.499	35.317
15	1:10.003	34.559	35.444
16	1:10.557	36.152	34.405

(123) Ricardo Goncalves

Lap	Lap Tm	S1	S2
1	1:15.451	39.863	35.588
2	1:10.488	35.561	34.927
3	1:11.103	35.297	35.806
4	1:13.721	37.292	36.429
5	1:27.298	39.786	47.512
6	1:25.669	47.906	37.763
7	1:19.721	38.790	40.931
8	1:19.835	40.207	39.628
9	1:21.880	41.440	40.440
10	1:21.165	40.468	40.697
11	1:20.932	39.211	41.721
12	1:56.499	43.244	1:13.255
13	1:33.400	46.791	46.609
14	1:11.240	36.092	35.148
15	1:10.998	35.837	35.161
16	1:11.357	36.922	34.435

(1) Gian Paolo

Lap	Lap Tm	S1	S2
1	1:16.084	40.191	35.893
2	1:11.637	35.914	35.723
3	1:11.603	36.094	35.509
4	1:12.278	35.975	36.303
5	1:28.146	43.998	44.148
6	1:25.411	46.899	38.512
7	1:20.616	39.786	40.830
8	1:19.629	40.391	39.238
9	1:21.416	42.874	38.542
10	1:21.806	41.670	40.136
11	1:20.992	41.168	39.824
12	1:55.814	42.838	1:12.976
13	1:33.379	47.097	46.282
14	1:11.889	36.179	35.710
15	1:09.958	35.222	34.736
16	1:11.471	36.825	34.646

(10) Pedro Assumpcao

Lap	Lap Tm	S1	S2
1	1:14.914	39.535	35.379
2	1:10.292	35.404	34.888
3	1:12.074	35.646	36.428
4	1:13.899	36.376	37.523
5	1:28.079	43.990	44.089
6	1:23.096	45.147	37.949
7	1:22.018	41.209	40.809
8	1:19.750	40.364	39.386
9	1:21.747	42.276	39.471
10	1:22.091	41.066	41.025
11	1:20.136	40.738	39.398
12	1:56.214	43.525	1:12.689
13	1:33.306	46.923	46.383
14	1:13.270	36.755	36.515
15	1:10.885	35.419	35.466
16	1:12.689	36.179	36.510

(3) Daniel Toloni

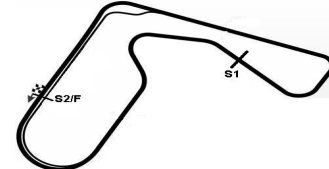
Lap	Lap Tm	S1	S2
1	1:17.018	40.450	36.568
2	1:12.732	37.147	35.585
3	1:12.065	36.044	36.021
4	1:14.255	38.008	36.247
5	1:23.883	39.638	44.245
6	1:26.323	47.007	39.316
7	1:19.634	39.239	40.395
8	1:19.882	41.537	38.345
9	1:21.388	42.958	38.430
10	1:21.465	42.072	39.393





9ª ETAPA SUPERBIKE SERIES BRASIL - 2013

08, 09 e 10 de Novembro - Cascavel - PR



SUPERBIKE SERIES BRASIL 9ª ETAPA

SuperBike Light

AUT INTERNACIONAL ZILMAR BEUX 3,058 km

PROVA - SBK LIGHT

10/11/2013 13:58

Race (16 Laps) started at 13:39:59

Lap	Lap Tm	S1	S2
11	1:21.252	42.004	39.248
12	1:55.616	43.308	1:12.308
13	1:34.110	47.845	46.265
14	1:11.716	36.179	35.537
15	1:11.407	36.122	35.285
16	1:12.898	36.669	36.229

(47) Fabio Nallin

Lap	Lap Tm	S1	S2
1	1:12.836	38.932	33.904
2	1:09.146	35.276	33.870
3	1:08.203	34.297	33.906
4	1:14.717	37.528	37.189
5	1:25.240	40.063	45.177
6	1:29.046	44.138	44.908
7	1:23.081	41.246	41.835
8	1:20.030	39.358	40.672
9	1:21.311	40.862	40.449
10	1:21.653	40.138	41.515
11	1:20.871	39.555	41.316
12	1:56.822	44.184	1:12.638
13	1:33.742	47.073	46.669
14	1:13.623	38.653	34.970
15	1:16.899	41.816	35.083
16	1:10.319	35.165	35.154

(100) Emerson Hidalgo

Lap	Lap Tm	S1	S2
1	1:18.068	41.525	36.543
2	1:13.581	36.751	36.830
3	1:12.816	36.291	36.525
4	1:12.383	36.247	36.136
5	1:23.123	37.993	45.130
6	1:26.156	46.627	39.529
7	1:18.764	38.286	40.478
8	1:20.365	41.915	38.450
9	1:22.116	42.801	39.315
10	1:21.690	41.792	39.898
11	1:21.026	41.074	39.952
12	1:54.795	42.222	1:12.573
13	1:35.087	47.780	47.307
14	1:11.757	36.114	35.643
15	1:12.271	36.230	36.041
16	1:12.844	36.470	36.374

(38) Ricardo Negretto

Lap	Lap Tm	S1	S2
1	1:12.494	38.554	33.940
2	1:07.912	34.134	33.778
3	1:08.603	34.154	34.449
4	1:15.188	38.318	36.870
5	1:25.537	40.446	45.091
6	1:28.849	44.262	44.587
7	1:23.236	41.459	41.777
8	1:20.019	39.403	40.616
9	1:21.215	40.957	40.258
10	1:21.861	40.371	41.490
11	1:20.648	39.645	41.003
12	1:56.880	44.453	1:12.427
13	1:34.010	47.157	46.853
14	1:07.740	34.197	33.543
15	1:08.285	34.380	33.905
16	1:07.452	33.932	33.520

(31) Marcelo Ambrizi Araujo

Lap	Lap Tm	S1	S2
1	1:18.186	41.078	37.108
2	1:14.834	37.413	37.421
3	1:15.774	38.022	37.752
4	1:16.035	38.206	37.829

Lap	Lap Tm	S1	S2
5	1:18.916	38.661	40.255
6	1:24.100	43.898	40.202
7	1:19.306	39.787	39.519
8	1:21.553	42.369	39.184
9	1:20.972	41.787	39.185
10	1:22.338	41.810	40.528
11	1:21.218	41.223	39.995
12	1:53.395	41.041	1:12.354
13	1:35.521	48.153	47.368
14	1:15.392	37.935	37.457
15	1:14.960	37.568	37.392
16	1:15.384	38.315	37.069

(101) Jose Francisco Moraes

Lap	Lap Tm	S1	S2
1	1:21.592	42.321	39.271
2	1:17.345	39.824	37.521
3	1:16.343	37.794	38.549
4	1:17.905	39.330	38.575
5	1:17.124	38.780	38.344
6	1:26.450	39.455	46.995
7	1:21.099	43.255	37.844
8	1:14.687	37.523	37.164
9	1:17.789	39.016	38.773
10	1:21.703	41.131	40.572
11	1:21.474	41.336	40.138
12	1:52.881	40.792	1:12.089
13	1:36.697	48.397	48.300
14	1:14.216	37.219	36.997
15	1:14.684	37.404	37.280
16	1:15.561	38.197	37.364

(105) Flavio Godoi Bruxo

Lap	Lap Tm	S1	S2
1	1:21.659	42.930	38.729
2	1:16.297	38.586	37.711
3	1:15.965	38.117	37.848
4	1:15.741	38.357	37.384
5	1:16.678	39.119	37.559
6	1:30.194	42.530	47.664
7	1:21.815	43.892	37.923
8	1:16.587	38.368	38.219
9	1:15.824	38.228	37.596
10	1:20.881	40.357	40.524
11	1:21.523	41.031	40.492
12	1:52.979	40.714	1:12.265
13	1:37.014	48.164	48.850
14	1:15.994	38.478	37.516
15	1:14.593	37.504	37.089
16	1:15.649	37.856	37.793

(74) Adriano Garcia

Lap	Lap Tm	S1	S2
1	1:18.669	41.074	37.595
2	1:15.099	38.053	37.046
3	1:15.393	38.319	37.074
4	1:20.234	40.581	39.653
5	1:21.412	41.519	39.893
6	1:26.544	41.517	45.027
7	1:31.947	45.606	46.341
8	1:36.405	49.141	47.264
9	1:34.762	47.976	46.786
10	1:33.378	47.102	46.276
11	1:34.763	48.214	46.549
12	1:33.038	46.912	46.126
13	1:31.905	46.868	45.037
14	1:14.900	37.800	37.100
15	1:15.267	38.437	36.830

CRONOMETRAGEM

DIRETOR DE PROVA

COMISSARIOS DESPORTIVO

Orbits

www.cronoelo.com.br



CRONOELO
CRONOMETRAGEM

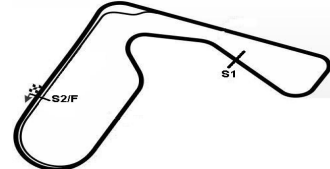
RESULTADO SUJEITO A VERIFICAÇÕES TÉCNICAS E/OU DESPORTIVAS

Printed: 10/11/2013 14:16:19



9ª ETAPA SUPERBIKE SERIES BRASIL - 2013

08, 09 e 10 de Novembro - Cascavel - PR



SUPERBIKE SERIES BRASIL 9ª ETAPA

SuperBike Light

AUT INTERNACIONAL ZILMAR BEUX 3,058 km

PROVA - SBK LIGHT

10/11/2013 13:58

Race (16 Laps) started at 13:39:59

Lap	Lap Tm	S1	S2
(71) Jun Sakakibara			
1	1:23.541	44.373	39.168
2	1:19.081	39.808	39.273
3	1:22.216	40.681	41.535
4	1:25.822	44.148	41.674
5	1:24.783	43.090	41.693
6	1:24.429	42.368	42.061
7	1:27.648	44.324	43.324
8	1:24.773	43.648	41.125
9	1:27.658	41.593	46.065
10	1:33.227	47.353	45.874
11	1:34.955	48.851	46.104
12	1:33.458	47.520	45.938
13	1:31.335	46.431	44.904
14	1:21.603	41.630	39.973
15	1:19.630	41.026	38.604

Lap	Lap Tm	S1	S2
(76) Jose Roberto Gotinha			
1	1:22.097	42.308	39.789
2	1:18.038	39.194	38.844
3	1:16.604	38.043	38.561
4	1:27.801	41.007	46.794

Lap	Lap Tm	S1	S2
(111) Willians Piui			
1	1:28.759	45.244	43.515
2	1:28.997	41.586	47.411

Lap	Lap Tm	S1	S2
(666) Alexandre Marzola			
1	1:22.752	43.867	38.885

Lap	Lap Tm	S1	S2
(138) Fabian Tortorello			
1	1:33.059	43.895	49.164
2	1:16.005	38.313	37.692
3	1:16.303	38.635	37.668
4	1:24.164	43.677	40.487
5	1:27.225	42.426	44.799
6	1:24.414	41.338	43.076
7	1:27.035	45.253	41.782
8	1:25.136	43.531	41.605
9	1:27.097	41.926	45.171
10	1:33.895	47.701	46.194
11	1:34.573	48.768	45.805
12	1:33.382	47.293	46.089
13	1:31.031	46.244	44.787
14	1:18.594	40.722	37.872
15	1:24.902	43.320	41.582

Lap	Lap Tm	S1	S2
(86) Edson Errera			
1	1:25.254	44.992	40.262
2	1:22.097	41.493	40.604
3	1:24.327	41.151	43.176
4	1:25.750	44.003	41.747
5	1:25.903	43.494	42.409
6	1:25.645	44.013	41.632
7	1:25.930	43.431	42.499
8	1:22.691	42.370	40.321
9	1:24.089	42.180	41.909
10	1:32.680	47.847	44.833
11	1:34.458	49.559	44.899
12	1:33.635	48.114	45.521
13	1:30.912	46.170	44.742
14	1:23.380	42.552	40.828
15	1:20.234	41.104	39.130

Lap	Lap Tm	S1	S2
(65) Valter Rubino			
1	1:32.211	48.495	43.716
2	1:30.005	44.861	45.144
3	1:32.761	45.651	47.110
4	1:40.317	52.571	47.746
5	1:38.054	52.182	45.872
6	1:33.955	47.940	46.015
7	1:35.442	49.344	46.098
8	1:34.939	48.694	46.245
9	1:34.167	47.958	46.209
10	1:34.272	47.890	46.382
11	1:33.195	47.645	45.550
12	1:32.399	47.567	44.832
13	1:34.997	49.424	45.573
14	1:34.723	48.500	46.223

CRONOMETRAGEM

DIRETOR DE PROVA

COMISSARIOS DESPORTIVO

Orbits

www.cronoelo.com.br



CRONOELO
CRONOMETRAGEM

RESULTADO SUJEITO A VERIFICAÇÕES TÉCNICAS E/OU DESPORTIVAS

Printed: 10/11/2013 14:16:19