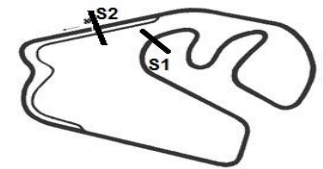




2ª ETAPA SUPERBIKE SERIES BRASIL - 2013

26, 27 e 28 de abril - Interlagos - SP



SUPERBIKE SERIES BRASIL 2ª ETAPA 2013

SuperBike Light

AUT J CARLOS PACE - INTERLAGOS 4,309 Km

PROVA - SBK LIGHT

28/04/2013 15:15

Race (12 Laps) started at 15:25:17

Lap	Time of Day	Lap Tm	S1	S2
(277) Filip Kaseres				
1	15:27:07.229	1:49.822	55.410	54.412
2	15:28:52.744	1:45.515	52.030	53.485
3	15:30:36.655	1:43.911	50.837	53.074
4	16:13:07.790	4:12.803		41:39.818
5	16:14:57.034	1:49.244	55.430	53.814
6	16:16:41.544	1:44.510	51.350	53.160
7	16:18:25.784	1:44.240	51.142	53.098
8	16:20:10.844	1:45.060	51.557	53.503
9	16:21:56.539	1:45.695	51.858	53.837
10	16:23:41.506	1:44.967	51.113	53.854
11	16:25:26.255	1:44.749	51.220	53.529
12	16:27:11.614	1:45.359	51.255	54.104

(137) James Michel Mike				
1	15:27:08.727	1:49.044	54.706	54.338
2	15:28:54.541	1:45.814	51.666	54.148
3	15:30:40.643	1:46.102	51.977	54.125
4	16:13:08.766	4:12.054		41:36.430
5	16:14:57.515	1:48.749	54.961	53.788
6	16:16:43.227	1:45.712	51.684	54.028
7	16:18:28.350	1:45.123	50.978	54.145
8	16:20:13.500	1:45.150	50.917	54.233
9	16:22:00.045	1:46.545	51.648	54.897
10	16:23:45.502	1:45.457	51.451	54.006
11	16:25:30.117	1:44.615	50.880	53.735
12	16:27:15.192	1:45.075	51.113	53.962

(120) Rodrigo Sobral				
1	15:27:07.370	1:50.094	55.132	54.962
2	15:28:52.790	1:45.420	51.652	53.768
3	15:30:38.802	1:46.012	51.970	54.042
4	16:13:07.835	4:12.162		41:37.653
5	16:14:56.982	1:49.147	54.737	54.410
6	16:16:43.348	1:46.366	52.456	53.910
7	16:18:29.313	1:45.965	52.088	53.877
8	16:20:13.925	1:44.612	50.856	53.756
9	16:22:00.211	1:46.286	51.594	54.692
10	16:23:45.776	1:45.565	51.481	54.084
11	16:25:30.735	1:44.959	50.960	53.999
12	16:27:15.838	1:45.103	50.895	54.208

(19) Luciano Gomes Pokemon				
1	15:27:10.534	1:51.344	56.564	54.780
2	15:29:02.771	1:52.237	58.121	54.116
3	15:30:49.014	1:46.243	51.808	54.435
4	16:13:09.728	4:12.351		41:28.989
5	16:15:01.998	1:52.270	57.805	54.465
6	16:16:47.810	1:45.812	50.646	55.166
7	16:18:32.845	1:45.035	50.368	54.667
8	16:20:17.554	1:44.709	50.786	53.923
9	16:22:02.410	1:44.856	50.651	54.205
10	16:23:46.581	1:44.171	50.624	53.547
11	16:25:30.428	1:43.847	50.432	53.415
12	16:27:16.189	1:45.761	50.877	54.884

(38) Ricardo Negretto				
1	15:27:07.452	1:48.642	54.514	54.128
2	15:28:52.550	1:45.098	51.326	53.772
3	15:30:39.523	1:46.973	52.787	54.186
4	16:13:08.143	4:11.801		41:36.328
5	16:14:57.544	1:49.401	54.866	54.535
6	16:16:43.637	1:46.093	52.065	54.028
7	16:18:29.190	1:45.553	51.541	54.012
8	16:20:15.598	1:46.408	51.910	54.498

9	16:22:01.715	1:46.117	51.758	54.359
10	16:23:48.245	1:46.530	51.651	54.879
11	16:25:35.835	1:47.590	52.765	54.825
12	16:27:22.230	1:46.395	51.677	54.718

(48) Rodrigo Punhague				
1	15:27:11.120	1:51.982	57.122	54.860
2	15:28:59.048	1:47.928	53.593	54.335
3	15:30:46.027	1:46.979	52.262	54.717
4	16:13:09.491	4:12.256		41:31.970
5	16:15:02.208	1:52.717	57.724	54.993
6	16:16:48.218	1:46.010	51.588	54.422
7	16:18:35.547	1:47.329	52.779	54.550
8	16:20:21.217	1:45.670	51.664	54.006
9	16:22:08.019	1:46.802	52.408	54.394
10	16:23:53.624	1:45.605	51.389	54.216
11	16:25:39.143	1:45.519	51.695	53.824
12	16:27:24.187	1:45.044	50.770	54.274

(6) Abner Gatto				
1	15:27:07.674	1:49.474	55.341	54.133
2	15:28:53.039	1:45.365	51.899	53.466
3	15:30:39.593	1:46.554	52.413	54.141
4	16:13:08.466	4:12.616		41:37.367
5	16:14:58.052	1:49.586	55.475	54.111
6	16:16:44.228	1:46.176	51.737	54.439
7	16:18:32.759	1:48.531	53.751	54.780
8	16:20:20.804	1:48.045	53.766	54.279
9	16:22:07.954	1:47.150	52.235	54.915
10	16:23:53.693	1:45.739	51.694	54.045
11	16:25:39.823	1:46.130	52.127	54.003
12	16:27:26.432	1:46.609	52.044	54.565

(43) Rocky				
1	15:27:13.208	1:53.549	57.482	56.067
2	15:29:02.101	1:48.893	53.280	55.613
3	15:30:51.237	1:49.136	53.357	55.779
4	16:13:09.645	4:12.286		41:24.814
5	16:15:00.569	1:50.924	55.575	55.349
6	16:16:48.047	1:47.478	51.948	55.530
7	16:18:35.121	1:47.074	52.388	54.686
8	16:20:22.567	1:47.446	52.468	54.978
9	16:22:09.520	1:46.953	52.312	54.641
10	16:23:55.816	1:46.296	51.480	54.816
11	16:25:40.915	1:45.099	50.718	54.381
12	16:27:26.667	1:45.752	51.412	54.340

(55) Rodrigo Xuxa				
1	15:27:09.283	1:50.683	56.213	54.470
2	15:28:55.759	1:46.476	51.757	54.719
3	15:30:41.475	1:45.716	51.749	53.967
4	16:13:09.230	4:12.643		41:36.243
5	16:15:01.448	1:52.218	57.224	54.994
6	16:16:49.204	1:47.756	52.851	54.905
7	16:18:36.129	1:46.925	52.404	54.521
8	16:20:22.728	1:46.599	51.976	54.623
9	16:22:09.223	1:46.495	51.373	55.122
10	16:23:54.314	1:45.091	51.022	54.069
11	16:25:40.153	1:45.839	51.822	54.017
12	16:27:26.747	1:46.594	52.037	54.557

(35) Fabio Spina				
1	15:27:08.188	1:49.363	55.144	54.219
2	15:28:53.785	1:45.597	51.716	53.881
3	15:30:39.989	1:46.204	51.970	54.234
4	16:13:08.865	4:12.781		41:36.851

CRONOMETRAGEM

DIRETOR DE PROVA

COMISSARIOS

Orbits

www.cronoelo.com.br

RESULTADO SUJEITO A VERIFICAÇÕES TÉCNICAS E OU DESPORTIVAS

Printed: 28/04/2013 16:30:56

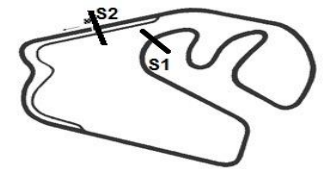


CRONOELO CRONOMETRAGEM



2ª ETAPA SUPERBIKE SERIES BRASIL - 2013

26, 27 e 28 de abril - Interlagos - SP



SUPERBIKE SERIES BRASIL 2a ETAPA 2013

SuperBike Light

AUT J CARLOS PACE - INTERLAGOS 4,309 Km

PROVA - SBK LIGHT

28/04/2013 15:15

Race (12 Laps) started at 15:25:17

Lap	Time of Day	Lap Tm	S1	S2	Lap	Time of Day	Lap Tm	S1	S2
(92) Alexandre Stevens									
1	15:27:13.168	1:53.310	57.416	55.894	1	15:27:31.022	2:06.167	1:06.869	59.298
2	15:29:01.633	1:48.465	52.777	55.688	2	15:29:23.529	1:52.507	55.911	56.596
3	15:30:50.012	1:48.379	52.826	55.553	3	15:31:15.485	1:51.956	54.248	57.708
4	16:13:09.539	4:12.031	41:25.912		4	16:13:11.884	4:12.052		
5	16:14:59.889	1:50.350	55.363	54.987	5	16:15:07.758	1:55.874	1:00.781	55.093
6	16:16:47.971	1:48.082	52.243	55.839	6	16:16:56.512	1:48.754	53.637	55.117
7	16:18:34.997	1:47.026	52.156	54.870	7	16:18:43.085	1:46.573	51.841	54.732
8	16:20:21.990	1:46.993	51.884	55.109	8	16:20:31.186	1:48.101	53.749	54.352
9	16:22:09.310	1:47.320	51.859	55.461	9	16:22:18.033	1:46.847	52.850	53.997
10	16:23:55.927	1:46.617	51.531	55.086	10	16:24:04.284	1:46.251	51.916	54.335
11	16:25:42.984	1:47.057	52.067	54.990	11	16:25:51.103	1:46.819	52.831	53.988
12	16:27:30.143	1:47.159	51.948	55.211	12	16:27:38.261	1:47.158	52.169	54.989
(177) Marcelo Mellão Skaf									
1	15:27:16.383	1:56.816	1:00.435	56.381	(87) Marcelo de Souza				
2	15:29:07.207	1:50.824	54.921	55.903	1	15:27:17.559	1:57.465	1:00.986	56.479
3	15:30:56.332	1:49.125	53.045	56.080	2	15:29:07.292	1:49.733	53.990	55.743
4	16:13:10.180	4:12.052	41:20.303		3	15:30:56.033	1:48.741	52.625	56.116
5	16:15:03.866	1:53.686	58.270	55.416	4	16:13:10.192	4:12.074		41:19.148
6	16:16:51.506	1:47.640	52.605	55.035	5	16:15:05.340	1:55.148	59.029	56.119
7	16:18:39.228	1:47.722	52.717	55.005	6	16:16:51.971	1:46.631	52.230	54.401
8	16:20:25.689	1:46.461	52.149	54.312	7	16:18:38.943	1:46.972	52.000	54.972
9	16:22:14.105	1:48.416	52.456	55.960	8	16:20:26.855	1:47.912	53.057	54.855
10	16:24:00.512	1:46.407	51.889	54.518	9	16:22:16.024	1:49.169	53.317	55.852
11	16:25:46.962	1:46.450	52.147	54.303	10	16:24:03.939	1:47.915	53.040	54.875
12	16:27:33.969	1:47.007	52.488	54.519	11	16:25:50.466	1:46.527	52.071	54.456
					12	16:27:39.724	1:49.258	52.334	56.924
(91) Deividson Graxa									
1	15:27:15.961	1:55.643	58.529	57.114	(16) Bruno Schunck				
2	15:29:06.049	1:50.088	54.769	55.319	1	15:27:19.317	1:57.119	59.405	57.714
3	15:30:55.601	1:49.552	53.585	55.967	2	15:29:10.443	1:51.126	54.154	56.972
4	16:13:10.292	4:12.184	41:20.580		3	15:31:00.210	1:49.767	53.564	56.203
5	16:15:04.266	1:53.974	58.474	55.500	4	16:13:11.306	4:12.991	41:16.886	
6	16:16:51.655	1:47.389	52.734	54.655	5	16:15:07.079	1:55.773	58.659	57.114
7	16:18:39.619	1:47.964	53.328	54.636	6	16:16:54.832	1:47.753	52.735	55.018
8	16:20:28.191	1:48.572	52.691	55.881	7	16:18:43.011	1:48.179	52.650	55.529
9	16:22:17.888	1:49.697	53.819	55.878	8	16:20:30.605	1:47.594	52.202	55.392
10	16:24:06.953	1:49.065	53.340	55.725	9	16:22:17.740	1:47.135	52.102	55.033
11	16:25:55.042	1:48.089	53.197	54.892	10	16:24:04.108	1:46.368	51.630	54.738
12	16:27:43.359	1:48.317	53.173	55.144	11	16:25:50.219	1:46.111	51.496	54.615
					12	16:27:37.024	1:46.805	52.020	54.785
(11) Carlos Quintas									
1	15:27:29.311	2:08.498	1:08.030	1:00.468	(21) Rodrigo Espinha				
2	15:29:24.515	1:55.204	55.249	59.955	1	15:27:15.608	1:55.992	58.769	57.223
3	15:31:16.163	1:51.648	54.267	57.381	2	15:29:05.887	1:50.279	54.281	55.998
4	16:13:11.330	4:11.301			3	15:30:55.176	1:49.289	53.228	56.061
5	16:15:06.828	1:55.498	58.748	56.750	4	16:13:10.319	4:12.398	41:18.773	
6	16:16:55.183	1:48.355	53.359	54.996	5	16:15:03.312	1:52.993	57.764	55.229
7	16:18:43.398	1:48.215	52.641	55.574	6	16:16:50.576	1:47.264	51.979	55.285
8	16:20:30.947	1:47.549	52.887	54.662	7	16:18:37.841	1:47.265	52.504	54.761
9	16:22:18.960	1:48.013	53.539	54.474	8	16:20:25.433	1:47.592	52.351	55.241
10	16:24:07.367	1:48.407	52.404	56.003	9	16:22:13.102	1:47.669	52.513	55.156
11	16:25:56.980	1:49.613	53.034	56.579	10	16:24:01.629	1:48.527	52.438	56.089
12	16:27:45.762	1:48.782	52.687	56.095	11	16:25:49.762	1:48.133	52.240	55.893
					12	16:27:38.042	1:48.280	52.895	55.385
(28) Marcelo da Cruz									
1	15:27:23.762	2:02.633	1:04.258	58.375	(31) Marco Fiori				
2	15:29:18.318	1:54.556	56.844	57.712	1	15:27:15.608	1:55.992	58.769	57.223
3	15:31:08.013	1:49.695	53.146	56.549	2	15:29:05.887	1:50.279	54.281	55.998
4	16:13:12.026	4:11.930			3	15:30:55.176	1:49.289	53.228	56.061
5	16:15:06.467	1:54.441	58.603	55.838	4	16:13:10.319	4:12.398	41:18.773	
6	16:16:54.024	1:47.557	52.385	55.172	5	16:15:03.312	1:52.993	57.764	55.229
7	16:18:42.696	1:48.672	52.969	55.703	6	16:16:50.576	1:47.264	51.979	55.285
8	16:20:33.467	1:50.771	55.209	55.562	7	16:18:37.841	1:47.265	52.504	54.761
9	16:22:22.406	1:48.939	53.282	55.657	8	16:20:25.433	1:47.592	52.351	55.241
10	16:24:12.109	1:49.703	53.597	56.106	9	16:22:13.102	1:47.669	52.513	55.156

CRONOMETRAGEM

DIRETOR DE PROVA

COMISSARIOS

Orbits

www.cronoelo.com.br



CRONOELO
CRONOMETRAGEM

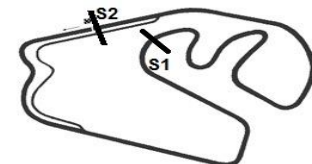
RESULTADO SUJEITO A VERIFICAÇÕES TÉCNICAS E OU DESPORTIVAS

Printed: 28/04/2013 16:30:56



2ª ETAPA SUPERBIKE SERIES BRASIL - 2013

26, 27 e 28 de abril - Interlagos - SP



SUPERBIKE SERIES BRASIL 2a ETAPA 2013

SuperBike Light

AUT J CARLOS PACE - INTERLAGOS 4,309 Km

PROVA - SBK LIGHT

28/04/2013 15:15

Race (12 Laps) started at 15:25:17

Lap	Time of Day	Lap Tm	S1	S2
11	16:26:00.788	1:48.679	52.805	55.874
12	16:27:49.304	1:48.516	53.138	55.378

(3) Daniel Toloni

Lap	Time of Day	Lap Tm	S1	S2
1	15:27:16.271	1:55.691	59.151	56.540
2	15:29:08.159	1:51.888	55.612	56.276
3	15:30:58.451	1:50.292	53.931	56.361
4	16:13:11.141	4:11.892		41:18.004
5	16:15:09.284	1:58.143	1:00.783	57.360
6	16:16:58.520	1:49.236	53.654	55.582
7	16:18:47.988	1:49.468	53.383	56.085
8	16:20:38.030	1:50.042	53.689	56.353
9	16:22:27.667	1:49.637	53.711	55.926
10	16:24:17.374	1:49.707	53.063	56.644
11	16:26:06.279	1:48.905	53.324	55.581
12	16:27:56.284	1:50.005	53.627	56.378

(10) Pedro Assumpção

Lap	Time of Day	Lap Tm	S1	S2
1	15:27:15.491	1:54.532	58.053	56.479
2	15:29:06.748	1:51.257	55.471	55.786
3	15:30:56.561	1:49.813	53.898	55.915
4	16:13:12.144	4:13.492		41:20.205
5	16:15:12.095	1:59.951	1:02.207	57.744
6	16:17:03.451	1:51.356	54.061	57.295
7	16:18:55.622	1:52.171	54.541	57.630
8	16:20:45.857	1:50.235	54.297	55.938
9	16:22:36.109	1:50.252	54.312	55.940
10	16:24:26.353	1:50.244	53.105	57.139
11	16:26:15.200	1:48.847	53.368	55.479
12	16:28:06.941	1:51.741	54.989	56.752

(174) Sergio Prates Pereira

Lap	Time of Day	Lap Tm	S1	S2
1	15:27:25.484	2:02.068	1:03.671	58.397
2	15:29:19.429	1:53.945	55.474	58.471
3	15:31:15.995	1:56.566	57.470	59.096
4	16:13:12.477	4:11.950		
5	16:15:14.016	2:01.539	1:02.361	59.178
6	16:17:05.691	1:51.675	54.621	57.054
7	16:18:57.264	1:51.573	54.567	57.006
8	16:20:47.461	1:50.197	54.233	55.964
9	16:22:40.189	1:52.728	55.767	56.961
10	16:24:32.100	1:51.911	54.070	57.841
11	16:26:21.767	1:49.667	53.859	55.808
12	16:28:12.264	1:50.497	54.377	56.120

(153) Jose Rodolfo Silverio

Lap	Time of Day	Lap Tm	S1	S2
1	15:27:28.012	2:05.783	1:06.516	59.267
2	15:29:20.617	1:52.605	55.845	56.760
3	15:31:12.887	1:52.270	55.410	56.860
4	16:13:12.751	4:11.966		
5	16:15:14.684	2:01.933	1:02.344	59.589
6	16:17:05.870	1:51.186	54.443	56.743
7	16:18:58.561	1:52.691	55.035	57.656
8	16:20:48.532	1:49.971	53.834	56.137
9	16:22:40.485	1:51.953	55.020	56.933
10	16:24:32.533	1:52.048	53.994	58.054
11	16:26:22.697	1:50.164	54.710	55.454
12	16:28:13.220	1:50.523	53.821	56.702

(133) Jose da Cunha

Lap	Time of Day	Lap Tm	S1	S2
1	15:27:20.662	1:59.528	1:01.346	58.182
2	15:29:13.417	1:52.755	54.209	58.546
3	15:31:03.208	1:49.791	53.358	56.433
4	16:13:11.245	4:11.500		
5	16:15:10.110	1:58.865	1:01.683	57.182
6	16:17:03.014	1:52.904	54.925	57.979

Lap	Time of Day	Lap Tm	S1	S2
7	16:18:55.290	1:52.276	54.129	58.147
8	16:20:47.966	1:52.676	55.522	57.154
9	16:22:42.491	1:54.525	56.299	58.226
10	16:24:34.284	1:51.793	54.745	57.048
11	16:26:25.776	1:51.492	54.694	56.798
12	16:28:17.626	1:51.850	54.539	57.311

(122) Hugo Coceres

Lap	Time of Day	Lap Tm	S1	S2
1	15:27:23.390	2:00.889	1:02.553	58.336
2	15:29:15.256	1:51.866	54.147	57.719
3	15:31:06.494	1:51.238	54.611	56.627
4	16:13:11.164	4:10.666		
5	16:15:07.675	1:56.511	59.774	56.737
6	16:16:58.614	1:50.939	54.646	56.293
7	16:18:51.597	1:52.983	54.777	58.206
8	16:20:45.048	1:53.451	54.406	59.045
9	16:22:38.435	1:53.387	55.047	58.340
10	16:24:31.939	1:53.504	55.503	58.001
11	16:26:25.985	1:54.046	55.896	58.150
12	16:28:18.610	1:52.625	54.974	57.651

(111) Fernando Ferraz

Lap	Time of Day	Lap Tm	S1	S2
1	15:27:14.437	1:54.430	57.681	56.749
2	15:29:03.823	1:49.386	53.209	56.177
3	15:30:54.455	1:50.632	53.913	56.719
4	16:13:10.243	4:12.362		41:21.008
5	16:15:24.048	2:13.805		
6	16:17:20.076	1:56.028	56.054	59.974
7	16:19:12.590	1:52.514	55.696	56.818
8	16:21:04.141	1:51.551	54.628	56.923
9	16:22:53.046	1:48.905	53.247	55.658
10	16:24:42.295	1:49.249	53.224	56.025
11	16:26:33.777	1:51.482	54.727	56.755
12	16:28:23.557	1:49.780	54.150	55.630

(23) Bruno Fiuk

Lap	Time of Day	Lap Tm	S1	S2
1	15:27:24.240	2:01.498	1:02.143	59.355
2	15:29:19.576	1:55.336	56.194	59.142
3	15:31:15.183	1:55.607	57.206	58.401
4	16:13:11.926	4:11.183		
5	16:15:11.311	1:59.385	1:01.387	57.998
6	16:17:04.062	1:52.751	54.951	57.800
7	16:18:58.127	1:54.065	55.461	58.604
8	16:20:52.591	1:54.464	56.059	58.405
9	16:22:46.834	1:54.243	55.880	58.363
10	16:24:40.632	1:53.798	55.641	58.157
11	16:26:33.254	1:52.622	55.248	57.374
12	16:28:26.011	1:52.757	55.565	57.192

(27) Marco T. C. Guimarães

Lap	Time of Day	Lap Tm	S1	S2
1	15:27:37.122	2:15.937	1:18.787	57.150
2	15:29:31.615	1:54.493	55.722	58.771
3	15:31:25.196	1:53.581	54.510	59.071
4	16:13:12.390	4:10.987		
5	16:15:12.753	2:00.363	1:01.782	58.581
6	16:17:03.989	1:51.236	53.668	57.568
7	16:18:55.458	1:51.469	54.503	56.966
8	16:20:47.600	1:52.142	54.938	57.204
9	16:22:41.457	1:53.857	56.450	57.407
10	16:24:35.251	1:53.794	55.534	58.260
11	16:26:31.179	1:55.928	57.682	58.246
12	16:28:26.144	1:54.965	55.848	59.117

(85) Thiago Machado

Lap	Time of Day	Lap Tm	S1	S2
1	15:27:24.665	2:02.785	1:05.009	57.776
2	15:29:20.258	1:55.593	58.802	56.791

CRONOMETRAGEM

DIRETOR DE PROVA

COMISSARIOS

Orbits

www.cronoelo.com.br



CRONOELO
CRONOMETRAGEM

RESULTADO SUJEITO A VERIFICAÇÕES TÉCNICAS E OU DESPORTIVAS

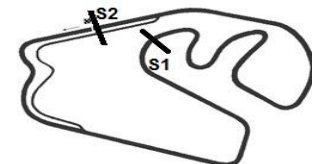
Printed: 28/04/2013 16:30:56

Page 3/6



2ª ETAPA SUPERBIKE SERIES BRASIL - 2013

26, 27 e 28 de abril - Interlagos - SP



SUPERBIKE SERIES BRASIL 2a ETAPA 2013

SuperBike Light

AUT J CARLOS PACE - INTERLAGOS 4,309 Km

PROVA - SBK LIGHT

28/04/2013 15:15

Race (12 Laps) started at 15:25:17

Lap	Time of Day	Lap Tm	S1	S2
3	15:31:16.787	1:56.529	58.053	58.476
4	16:13:11.841	4:11.666		
5	16:15:14.514	2:02.673	1:04.115	58.558
6	16:17:07.064	1:52.550	55.729	56.821
7	16:19:02.862	1:55.798	58.142	57.656
8	16:20:57.668	1:54.806	57.545	57.261
9	16:22:49.121	1:51.453	55.157	56.296
10	16:24:40.811	1:51.690	54.225	57.465
11	16:26:33.643	1:52.832	55.631	57.201
12	16:28:27.197	1:53.554	55.774	57.780

(37) Fabiano Guittis

Lap	Time of Day	Lap Tm	S1	S2
1	15:27:14.128	1:53.816	57.649	56.167
2	15:29:02.589	1:48.461	53.020	55.441
3	15:30:54.198	1:51.609	54.619	56.990
4	16:13:10.530	4:12.404		41:21.567
5	16:15:05.543	1:55.013	58.438	56.575
6	16:17:03.109	1:57.566	58.901	58.665
7	16:18:54.894	1:51.785	54.301	57.484
8	16:20:46.756	1:51.862	54.822	57.040
9	16:22:42.806	1:56.050	56.136	59.914
10	16:24:37.780	1:54.974	55.720	59.254
11	16:26:31.804	1:54.024	55.905	58.119
12	16:28:27.338	1:55.534	56.498	59.036

(24) Adelmo Dias

Lap	Time of Day	Lap Tm	S1	S2
1	15:27:27.828	2:04.872	1:05.112	59.760
2	15:29:22.204	1:54.376	56.656	57.720
3	15:31:17.648	1:55.444	56.486	58.958
4	16:13:12.537	4:11.884		
5	16:15:16.612	2:04.075	1:03.954	1:00.121
6	16:17:10.934	1:54.322	55.865	58.457
7	16:19:03.312	1:52.378	55.125	57.253
8	16:20:55.867	1:52.555	55.211	57.344
9	16:22:48.435	1:52.568	55.094	57.474
10	16:24:42.078	1:53.643	55.406	58.237
11	16:26:35.576	1:53.498	55.490	58.008
12	16:28:27.835	1:52.259	54.790	57.469

(50) Von Braun

Lap	Time of Day	Lap Tm	S1	S2
1	15:27:19.765	1:58.491	1:00.708	57.783
2	15:29:12.514	1:52.749	54.896	57.853
3	15:31:02.495	1:49.981	53.253	56.728
4	16:13:11.246	4:11.796		
5	16:15:13.885	2:02.639	1:03.429	59.210
6	16:17:06.378	1:52.493	55.680	56.813
7	16:18:59.282	1:52.904	54.792	58.112
8	16:20:52.999	1:53.717	56.822	56.895
9	16:22:47.062	1:54.063	55.906	58.157
10	16:24:42.074	1:55.012	57.883	57.129
11	16:26:35.410	1:53.336	55.828	57.508
12	16:28:28.604	1:53.194	55.891	57.303

(12) Fabio Martins

Lap	Time of Day	Lap Tm	S1	S2
1	15:27:23.509	2:01.600	1:02.382	59.218
2	15:29:17.664	1:54.155	56.235	57.920
3	15:31:11.191	1:53.527	55.458	58.069
4	16:13:11.593	4:11.735		
5	16:15:13.137	2:01.544	1:02.309	59.235
6	16:17:05.595	1:52.458	54.786	57.672
7	16:18:59.394	1:53.799	56.622	57.177
8	16:20:52.862	1:53.468	56.355	57.113
9	16:22:46.751	1:53.889	55.828	58.061
10	16:24:40.575	1:53.824	55.337	58.487
11	16:26:35.133	1:54.558	56.159	58.399
12	16:28:28.707	1:53.574	55.837	57.737

(511) Márcio Biltoveni

Lap	Time of Day	Lap Tm	S1	S2
1	15:27:20.842	1:58.248	1:00.193	58.055
2	15:29:14.334	1:53.492	55.212	58.280
3	15:31:06.261	1:51.927	54.622	57.305
4	16:13:11.516	4:11.020		
5	16:15:13.905	2:02.389	1:02.201	1:00.188
6	16:17:09.155	1:55.250	57.321	57.929
7	16:19:00.747	1:51.592	54.550	57.042
8	16:20:53.513	1:52.766	55.903	56.863
9	16:22:47.277	1:53.764	55.713	58.051
10	16:24:41.413	1:54.136	55.504	58.632
11	16:26:37.443	1:56.030	56.996	59.034
12	16:28:32.592	1:55.149	55.612	59.537

(93) Ghassan Dreibi

Lap	Time of Day	Lap Tm	S1	S2
1	15:27:30.853	2:07.164	1:05.701	1:01.463
2	15:29:28.308	1:57.455	57.340	1:00.115
3	15:31:25.619	1:57.311	57.726	59.585
4	16:13:13.330	4:11.535		
5	16:15:21.071	2:07.741	1:04.928	1:02.813
6	16:17:19.290	1:58.219	57.514	1:00.705
7	16:19:16.039	1:56.749	57.662	59.087
8	16:21:08.661	1:52.622	54.724	57.898
9	16:23:02.135	1:53.474	55.908	57.566
10	16:24:55.386	1:53.251	55.035	58.216
11	16:26:47.653	1:52.267	55.020	57.247
12	16:28:40.643	1:52.990	55.298	57.692

(696) Joaquin P. da Costa

Lap	Time of Day	Lap Tm	S1	S2
1	15:27:27.571	2:04.210	1:04.198	1:00.012
2	15:29:24.232	1:56.661	57.390	59.271
3	15:31:20.206	1:55.974	56.861	59.113
4	16:13:13.182	4:11.638		
5	16:15:17.541	2:04.359	1:04.007	1:00.352
6	16:17:13.187	1:55.646	56.223	59.423
7	16:19:10.454	1:57.267	56.532	1:00.735
8	16:21:05.283	1:54.829	55.957	58.872
9	16:23:00.761	1:55.478	56.240	59.238
10	16:24:55.307	1:54.546	56.190	58.356
11	16:26:49.298	1:53.991	55.577	58.414
12	16:28:42.582	1:53.284	55.282	58.002

(138) Fabian Bustamente

Lap	Time of Day	Lap Tm	S1	S2
1	15:27:26.591	2:04.731	1:05.354	59.377
2	15:29:28.335	2:01.744	1:00.052	1:01.692
3	15:31:25.376	1:57.041	57.416	59.625
4	16:13:13.323	4:10.733		
5	16:15:18.210	2:04.887	1:04.023	1:00.864
6	16:17:13.458	1:55.248	56.157	59.091
7	16:19:10.544	1:57.086	56.752	1:00.334
8	16:21:09.599	1:59.055	56.396	1:02.659
9	16:23:04.068	1:54.469	56.418	58.051
10	16:24:56.975	1:52.907	55.144	57.763
11	16:26:50.598	1:53.623	55.217	58.406
12	16:28:43.926	1:53.328	54.893	58.435

(5) Leandro Moreno

Lap	Time of Day	Lap Tm	S1	S2
1	15:27:34.707	2:10.983	1:08.323	1:02.660
2	15:29:33.120	1:58.413	57.758	1:00.655
3	15:31:31.262	1:58.142	57.656	1:00.486
4	16:13:13.691	4:11.576		
5	16:15:21.321	2:07.630	1:05.412	1:02.218
6	16:17:19.063	1:57.742	56.139	1:01.603
7	16:19:13.773	1:54.710	56.326	58.384
8	16:21:07.655	1:53.882	54.786	59.096

CRONOMETRAGEM

DIRETOR DE PROVA

COMISSARIOS

Orbits

www.cronoelo.com.br

RESULTADO SUJEITO A VERIFICAÇÕES TÉCNICAS E OU DESPORTIVAS

Printed: 28/04/2013 16:30:56

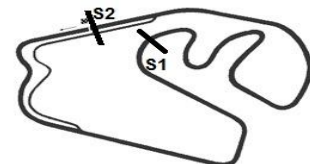


CRONOELO
CRONOMETRAGEM



2ª ETAPA SUPERBIKE SERIES BRASIL - 2013

26, 27 e 28 de abril - Interlagos - SP



SUPERBIKE SERIES BRASIL 2a ETAPA 2013

SuperBike Light

AUT J CARLOS PACE - INTERLAGOS 4,309 Km

PROVA - SBK LIGHT

28/04/2013 15:15

Race (12 Laps) started at 15:25:17

Lap	Time of Day	Lap Tm	S1	S2
9	16:23:02.229	1:54.574	55.366	59.208
10	16:24:56.498	1:54.269	55.458	58.811
11	16:26:52.464	1:55.966	54.871	1:01.095
12	16:28:48.063	1:55.599	55.756	59.843

(17) Thiago José de Freitas

Lap	Time of Day	Lap Tm	S1	S2
1	15:27:33.124	2:10.287	1:08.514	1:01.773
2	15:29:40.601	2:07.477	58.125	1:09.352
3	15:31:38.617	1:58.016	58.178	59.838
4	16:13:13.794	4:10.951		
5	16:15:22.200	2:08.406	1:05.862	1:02.544
6	16:17:20.022	1:57.822	57.720	1:00.102
7	16:19:17.308	1:57.286	57.677	59.609
8	16:21:12.353	1:55.045	56.335	58.710
9	16:23:09.052	1:56.699	56.961	59.738
10	16:25:04.865	1:55.813	56.535	59.278
11	16:26:59.434	1:54.569	56.407	58.162
12	16:28:54.269	1:54.835	56.368	58.467

(71) Jun Sakakibara

Lap	Time of Day	Lap Tm	S1	S2
1	15:27:22.851	2:00.778	1:01.808	58.970
2	15:29:19.308	1:56.457	56.403	1:00.054
3	15:31:19.110	1:59.802	58.267	1:01.535
4	16:13:12.693	4:10.864		
5	16:15:18.799	2:06.106	1:04.378	1:01.728
6	16:17:14.409	1:55.610	56.322	59.288
7	16:19:11.176	1:56.767	56.651	1:00.116
8	16:21:07.680	1:56.504	56.964	59.540
9	16:23:06.181	1:58.501	58.239	1:00.262
10	16:25:01.901	1:55.720	56.214	59.506
11	16:26:57.865	1:55.964	57.127	58.837
12	16:28:54.520	1:56.655	56.606	1:00.049

(42) Luciano Magalhães

Lap	Time of Day	Lap Tm	S1	S2
1	15:27:29.644	2:07.553	1:06.458	1:01.095
2	15:29:25.907	1:56.263	56.853	59.410
3	15:31:22.029	1:56.122	55.834	1:00.288
4	16:13:13.137	4:11.472		
5	16:15:16.175	2:03.038	1:03.151	59.887
6	16:17:19.716	2:03.541	1:03.371	1:00.170
7	16:19:19.142	1:59.426	58.973	1:00.453
8	16:21:16.007	1:56.865	57.712	59.153
9	16:23:11.203	1:55.196	55.751	59.445
10	16:25:05.157	1:53.954	55.478	58.476
11	16:26:59.706	1:54.549	56.326	58.223
12	16:28:56.196	1:56.490	58.738	57.752

(76) Rogério Mariano Oliveira

Lap	Time of Day	Lap Tm	S1	S2
1	15:27:35.298	2:12.118	1:09.137	1:02.981
2	15:29:36.382	2:01.084	59.000	1:02.084
3	15:31:35.059	1:58.677	57.585	1:01.092
4	16:13:13.834	4:11.147		
5	16:15:20.891	2:07.057	1:04.670	1:02.387
6	16:17:19.323	1:58.432	57.467	1:00.965
7	16:19:18.857	1:59.534	59.014	1:00.520
8	16:21:15.671	1:56.814	56.778	1:00.036
9	16:23:11.040	1:55.369	55.827	59.542
10	16:25:06.807	1:55.767	56.764	59.003
11	16:27:04.947	1:58.140	58.203	59.937
12	16:28:59.920	1:54.973	55.868	59.105

(67) Naidio Emidio da Silva

Lap	Time of Day	Lap Tm	S1	S2
1	15:27:18.429	1:57.433	59.863	57.570
2	15:29:10.352	1:51.923	54.730	57.193
3	15:31:02.248	1:51.896	54.863	57.033
4	16:13:10.731	4:12.341		

Lap	Time of Day	Lap Tm	S1	S2
5	16:15:07.140	1:56.409	59.035	57.374
6	16:16:57.250	1:50.110	53.998	56.112
7	16:18:46.126	1:48.876	53.249	55.627
8	16:20:35.278	1:49.152	53.582	55.570
9	16:22:23.641	1:48.363	53.225	55.138
10	16:24:12.181	1:48.540	53.152	55.388
11	16:26:01.445	1:49.264	53.231	56.033

(33) Bruno Nagy

Lap	Time of Day	Lap Tm	S1	S2
1	15:27:31.651	2:08.980	1:07.200	1:01.780
2	15:29:30.448	1:58.797	57.858	1:00.939
3	15:31:31.107	2:00.659	58.191	1:02.468
4	16:13:13.087	4:11.024		
5	16:15:19.944	2:06.857	1:04.879	1:01.978
6	16:17:18.527	1:58.583	57.387	1:01.196
7	16:19:18.658	2:00.131	58.279	1:01.852
8	16:21:18.360	1:59.702	58.311	1:01.391
9	16:23:18.612	2:00.252	59.412	1:00.840
10	16:25:16.851	1:58.239	57.601	1:00.638
11	16:27:14.088	1:57.237	57.411	59.826

(74) Adriano Basso Garcia

Lap	Time of Day	Lap Tm	S1	S2
1	15:27:32.245	2:07.785	1:06.511	1:01.274
2	15:29:32.025	1:59.780	58.534	1:01.246
3	15:31:31.771	1:59.746	58.469	1:01.277
4	16:13:14.115	4:11.160		
5	16:15:23.337	2:09.222	1:06.037	1:03.185
6	16:17:23.165	1:59.828	58.535	1:01.293
7	16:19:23.090	1:59.925	58.800	1:01.125
8	16:21:21.741	1:58.651	58.041	1:00.610
9	16:23:20.862	1:59.121	58.869	1:00.252
10	16:25:17.344	1:56.482	56.632	59.850
11	16:27:14.902	1:57.558	57.547	1:00.011

(77) Euclides Pierin Filho

Lap	Time of Day	Lap Tm	S1	S2
1	15:27:35.521	2:11.993	1:09.209	1:02.784
2	15:29:36.887	2:01.366	59.210	1:02.156
3	15:31:38.323	2:01.436	59.065	1:02.371
4	16:13:13.633	4:11.537		
5	16:15:23.530	2:09.897	1:06.982	1:02.915
6	16:17:24.584	2:01.054	59.678	1:01.376
7	16:19:25.087	2:00.503	58.930	1:01.573
8	16:21:25.296	2:00.209	58.771	1:01.438
9	16:23:25.160	1:59.864	59.235	1:00.629
10	16:25:26.185	2:01.025	58.149	1:02.876
11	16:27:24.453	1:58.268	58.136	1:00.132

(30) Marcel Romie Jardim

Lap	Time of Day	Lap Tm	S1	S2
1	15:27:21.840	1:58.745	1:00.492	58.253
2	15:29:14.878	1:53.038	55.141	57.897
3	15:31:09.150	1:54.272	55.414	58.858
4	16:13:11.933	4:12.564		
5	16:15:09.832	1:57.899	59.449	58.450
6	16:17:03.665	1:53.833	54.873	58.960
7	16:18:59.074	1:55.409	57.020	58.389

(44) Carlos Eduardo Trigo

Lap	Time of Day	Lap Tm	S1	S2
1	15:27:28.267	2:05.625	1:05.756	59.869
2	15:29:26.607	1:58.340	57.989	1:00.351
3	15:31:23.417	1:56.810	57.616	59.194
4	16:13:12.503	4:11.779		
5	16:15:15.166	2:02.663	1:03.066	59.597
6	16:17:10.611	1:55.445	56.868	58.577

(32) Cristiane Trentim

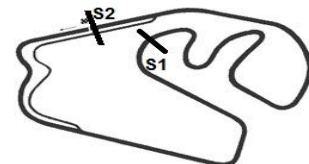
Lap	Time of Day	Lap Tm	S1	S2
1	15:27:33.967	2:10.520	1:07.060	1:03.460





2ª ETAPA SUPERBIKE SERIES BRASIL - 2013

26, 27 e 28 de abril - Interlagos - SP



SUPERBIKE SERIES BRASIL 2a ETAPA 2013

SuperBike Light

AUT J CARLOS PACE - INTERLAGOS 4,309 Km

PROVA - SBK LIGHT

28/04/2013 15:15

Race (12 Laps) started at 15:25:17

Lap	Time of Day	Lap Tm	S1	S2	Lap	Time of Day	Lap Tm	S1	S2
2	15:29:36.643	2:02.676	1:00.098	1:02.578					
3	15:31:37.205	2:00.562	59.150	1:01.412					
4	16:13:13.601	4:11.354							
5	16:15:22.949	2:09.348	1:05.378	1:03.970					
p6	16:18:10.807	2:47.858	1:00.570						

(18) Guto Figueredo

1	15:27:09.714	1:51.331	57.269	54.062
2	15:28:54.587	1:44.873	50.980	53.893
3	15:30:40.016	1:45.429	51.383	54.046

(123) Brecht Mondragon

1	15:27:10.302	1:50.887	55.913	54.974
2	15:28:57.716	1:47.414	52.783	54.631
3	15:30:46.972	1:49.256	53.763	55.493

(7) Brenno s. Floriano

1	15:27:19.150	1:58.027	1:00.274	57.753
2	15:29:14.349	1:55.199	54.780	1:00.419
p3	15:31:29.602	2:15.253	1:01.087	

