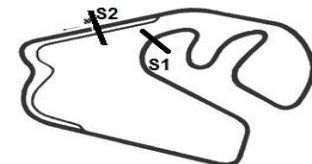




2ª ETAPA SUPERBIKE SERIES BRASIL - 2013

26, 27 e 28 de abril - Interlagos - SP



SUPERBIKE SERIES BRASIL 2a ETAPA 2013

SuperBike Light

AUT J CARLOS PACE - INTERLAGOS 4,309 Km

2o TREINO LIVRE - SBK LIGHT

26/04/2013 16:50

Practice started at 16:42:46

Lap	Time of Day	Lap Tm	S1	S2
(38) Ricardo Negretto				
1	16:46:47.427	1:50.911	55.130	55.781
2	16:48:33.847	1:46.420	52.219	54.201
3	16:50:21.628	1:47.781	53.153	54.628
4	16:52:10.921	1:49.293	53.775	55.518
5	16:53:57.122	1:46.201	52.290	53.911
p6	17:08:23.489	14:26.367	51.856	

Lap	Time of Day	Lap Tm	S1	S2
(31) Marco Fiori				
1	16:49:33.842	3:16.539		58.211
2	16:51:23.304	1:49.462	53.407	56.055
3	16:53:12.984	1:49.680	53.059	56.621
4	16:55:01.186	1:48.202	53.506	54.696
p5	16:56:58.455	1:57.269	52.574	
6	17:00:08.265	3:09.810		56.560
7	17:01:54.843	1:46.578	52.334	54.244
8	17:03:53.689	1:58.846	57.267	1:01.579
p9	17:05:56.647	2:02.958	54.932	

Lap	Time of Day	Lap Tm	S1	S2
(277) Filip Kaseres				
1	16:47:58.282	1:48.497	53.656	54.841
2	16:49:46.553	1:48.271	53.717	54.554
3	16:51:34.158	1:47.605	52.973	54.632
4	16:53:21.505	1:47.347	53.203	54.144
p5	16:55:30.374	2:08.869	55.143	
6	17:00:08.135	4:37.761		56.766
7	17:01:55.089	1:46.954	52.860	54.094
8	17:03:53.411	1:58.322	56.824	1:01.498
p9	17:05:56.174	2:02.763	55.576	

Lap	Time of Day	Lap Tm	S1	S2
(55) Rodrigo Xuxa				
1	16:46:47.698	1:49.747	54.132	55.615
2	16:48:34.690	1:46.992	52.306	54.686
3	16:50:22.234	1:47.544	52.918	54.626
4	16:52:11.023	1:48.789	53.524	55.265
5	16:53:59.099	1:48.076	52.723	55.353
p6	16:56:22.804	2:23.705	1:06.433	

Lap	Time of Day	Lap Tm	S1	S2
(177) Marcelo Mellão Skaf				
1	16:47:42.859	1:56.331	57.968	58.363
2	16:49:36.346	1:53.487	56.156	57.331
3	16:51:27.916	1:51.570	54.977	56.593
4	16:53:19.603	1:51.687	54.444	57.243
5	16:55:17.775	1:58.172	59.221	58.951
6	16:57:07.297	1:49.522	53.836	55.686
7	16:58:57.347	1:50.050	53.548	56.502
8	17:00:45.629	1:48.282	53.235	55.047
9	17:02:32.885	1:47.256	52.637	54.619
10	17:04:19.900	1:47.015	52.242	54.773
p11	17:06:51.188	2:31.288	1:02.292	

Lap	Time of Day	Lap Tm	S1	S2
(120) Rodrigo Sobral				
1	17:14:00.895	1:51.837	53.676	58.161
2	17:16:03.093	2:02.198	1:04.800	57.398
3	17:17:53.054	1:49.961	54.252	55.709
4	17:19:44.712	1:51.658	54.747	56.911
5	17:21:32.898	1:48.186	52.891	55.295
6	17:23:20.819	1:47.921	52.509	55.412
7	17:25:28.257	2:07.438	1:01.527	1:05.911
8	17:27:35.279	2:07.022	1:01.935	1:05.087
9	17:29:33.846	1:58.567	55.955	1:02.612
p10	17:31:55.895	2:22.049	1:12.596	

Lap	Time of Day	Lap Tm	S1	S2
(48) Rodrigo Punhague				
1	16:51:26.292	1:50.796	53.998	56.798

Lap	Time of Day	Lap Tm	S1	S2
2	16:53:17.192	1:50.900	54.163	56.737
p3	16:55:32.050	2:14.858	59.038	
4	16:59:05.259	3:33.209		57.354
5	17:00:54.798	1:49.539	53.389	56.150
6	17:02:43.800	1:49.002	53.235	55.767
7	17:04:32.780	1:48.980	52.918	56.062
8	17:06:21.213	1:48.433	52.393	56.040
p9	17:08:34.263	2:13.050	58.222	

Lap	Time of Day	Lap Tm	S1	S2
(19) Luciano Gomes Pokemon				
1	16:48:01.086	1:52.505	55.137	57.368
2	16:49:52.845	1:51.759	54.427	57.332
3	16:51:43.757	1:50.912	54.159	56.753
4	16:53:34.678	1:50.921	54.271	56.650
5	16:55:24.515	1:49.837	52.836	57.001
6	16:57:15.141	1:50.626	53.474	57.152
p7	16:59:32.282	2:17.141	1:04.065	
8	17:02:20.925	2:48.643		58.347
9	17:04:12.303	1:51.378	53.881	57.497
10	17:06:04.850	1:52.547	55.235	57.312
p11	17:08:11.795	2:06.945	55.788	

Lap	Time of Day	Lap Tm	S1	S2
(35) Fabio Spina				
1	16:47:17.396	2:01.815	59.833	1:01.982
2	16:49:11.300	1:53.904	56.028	57.876
3	16:51:04.485	1:53.185	55.664	57.521
4	16:52:56.181	1:51.696	54.675	57.021
5	16:54:46.463	1:50.282	53.830	56.452
6	16:56:33.135	2:06.672	55.272	1:11.400
p7	16:59:26.475	2:33.340	1:16.477	

Lap	Time of Day	Lap Tm	S1	S2
(11) Fernando Ferraz				
1	16:46:42.519	1:50.685	54.271	56.414
2	16:48:32.804	1:50.285	54.206	56.079
p3	16:50:47.301	2:14.497	55.471	

Lap	Time of Day	Lap Tm	S1	S2
(21) Rodrigo Espinha				
1	16:46:58.521	1:55.684	57.043	58.641
2	16:48:51.740	1:53.219	55.478	57.741
3	16:50:44.379	1:52.639	54.645	57.994
4	16:52:34.884	1:50.505	53.915	56.590
5	16:54:25.298	1:50.414	54.254	56.160
6	16:56:16.268	1:50.970	53.797	57.173
7	16:58:08.268	1:52.000	54.779	57.221
p8	17:00:13.246	2:04.978	54.817	

Lap	Time of Day	Lap Tm	S1	S2
(123) Brecht Mondragon				
1	16:47:52.471	1:52.524	55.299	57.225
2	16:49:43.300	1:50.829	54.566	56.263
3	16:51:33.981	1:50.681	54.317	56.364
4	16:53:25.635	1:51.654	54.996	56.658
5	16:55:19.435	1:53.800	54.286	59.514
6	16:57:10.302	1:50.867	54.756	56.111
7	16:59:00.803	1:50.501	54.225	56.276
p8	17:01:04.531	2:03.728	54.446	

Lap	Time of Day	Lap Tm	S1	S2
(6) Abner Gatto				
1	16:47:56.880	1:57.423	1:00.295	57.128
2	16:49:47.693	1:50.813	54.377	56.436
3	16:51:39.331	1:51.638	54.284	57.354
4	16:53:32.047	1:52.716	55.572	57.144
5	16:55:24.687	1:52.640	55.233	57.407
6	16:57:19.398	2:24.711	1:23.773	1:00.938
7	16:59:12.249	1:52.851	55.061	57.790
8	17:01:04.023	1:57.774	57.476	1:00.298
9	17:03:03.421	1:55.398	56.240	59.158

CRONOMETRAGEM

DIRETOR DE PROVA

COMISSARIOS

Orbits

www.cronoelo.com.br



CRONOELO
CRONOMETRAGEM

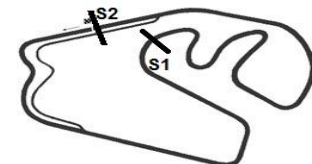
RESULTADO SUJEITO A VERIFICAÇÕES TÉCNICAS E OU DESPORTIVAS

Printed: 26/04/2013 17:38:05



2ª ETAPA SUPERBIKE SERIES BRASIL - 2013

26, 27 e 28 de abril - Interlagos - SP



SUPERBIKE SERIES BRASIL 2a ETAPA 2013

SuperBike Light

AUT J CARLOS PACE - INTERLAGOS 4,309 Km

2o TREINO LIVRE - SBK LIGHT

26/04/2013 16:50

Practice started at 16:42:46

Lap	Time of Day	Lap Tm	S1	S2
p10	17:05:38.564	2:03.143	55.973	

(87) Marcelo de Souza

1	16:48:06.505	1:54.070	55.627	58.443
2	16:49:58.536	1:52.031	54.610	57.421
3	16:51:49.420	1:50.884	53.909	56.975
4	16:53:40.634	1:51.214	54.291	56.923
5	16:55:33.275	1:52.641	55.477	57.164
p6	16:57:49.478	2:16.203	57.614	

(92) Alexandre Stevens

1	17:13:33.527	1:54.795	56.328	58.467
2	17:15:28.028	1:54.501	54.519	59.982
3	17:17:21.018	1:52.990	55.167	57.823
4	17:19:14.918	1:53.900	55.136	58.764
5	17:21:07.311	1:52.393	54.472	57.921
6	17:22:59.209	1:51.898	54.035	57.863
7	17:24:50.187	1:50.978	54.167	56.811
8	17:26:43.995	1:53.808	54.516	59.292
9	17:28:35.372	1:51.377	53.934	57.443
p10	17:30:43.407	2:08.035	56.567	

(3) Daniel Toloni

1	16:47:54.335	2:05.516	1:04.230	1:01.286
2	16:49:52.397	1:58.062	59.066	58.996
3	16:51:45.589	1:53.192	55.747	57.445
4	16:53:39.774	1:54.185	55.283	58.902
5	16:55:36.214	1:56.440	57.240	59.200
6	16:57:28.680	1:52.466	55.087	57.379
7	16:59:26.092	1:57.412	58.157	59.255
8	17:01:19.691	1:53.599	56.695	56.904
9	17:03:14.099	1:54.408	56.755	57.653
10	17:05:05.829	1:51.730	55.079	56.651
11	17:06:56.830	1:51.001	54.267	56.734
p12	17:09:02.069	2:05.239	57.930	

(11) Carlos Quintas

1	16:46:36.243	1:53.604	55.395	58.209
2	16:48:28.651	1:52.408	55.166	57.242
3	16:50:20.851	1:52.200	55.070	57.130
4	16:52:12.548	1:51.697	54.735	56.962
5	16:54:06.951	1:54.403	55.066	59.337
6	16:56:01.731	1:54.780	56.124	58.656
7	16:57:54.723	1:52.992	55.555	57.437
8	16:59:50.560	1:55.837	57.699	58.138
9	17:01:42.038	1:51.478	54.859	56.619
10	17:03:33.819	1:51.781	54.378	57.403
p11	17:05:37.388	2:03.569	54.915	

(7) Brenno s. Floriano

1	16:49:33.952	1:58.375	55.883	1:02.492
2	16:51:27.015	1:53.063	54.680	58.383
3	16:53:19.179	1:52.164	54.361	57.803
4	16:55:14.045	2:28.866	1:06.439	1:22.427
5	16:58:38.610	2:50.565	1:38.296	1:12.269
6	17:00:34.312	1:55.702	56.983	58.719
7	17:02:26.991	1:52.679	54.832	57.847
8	17:04:19.764	1:52.773	55.031	57.742
9	17:06:12.782	1:53.018	55.122	57.896
p10	17:08:30.178	2:17.396	1:03.011	

(133) Jose da Cunha

1	16:49:48.621	1:55.317	56.496	58.821
2	16:51:44.141	1:55.520	56.921	58.599
3	16:53:39.151	1:55.010	56.144	58.866
4	16:55:34.149	1:54.998	56.444	58.554

Lap	Time of Day	Lap Tm	S1	S2
5	16:57:29.992	1:55.843	57.000	58.843
6	16:59:26.227	1:56.235	56.427	59.808
7	17:01:19.669	1:53.442	56.141	57.301
8	17:03:13.988	1:54.319	56.388	57.931
9	17:05:06.995	1:53.007	55.456	57.551
p10	17:07:15.193	2:08.198	55.411	

(28) Marcelo da Cruz

1	16:46:54.167	1:54.517	55.599	58.918
2	16:48:48.871	1:54.704	55.771	58.933
3	16:50:45.106	1:56.235	56.523	59.712
4	16:52:38.655	1:53.549	55.600	57.949
5	16:54:33.605	1:54.950	56.179	58.771
p6	16:56:54.823	2:21.218	57.448	

(10) Pedro Assumpção

1	16:48:07.207	1:54.486	57.167	57.319
p2	16:51:00.462	2:53.255	1:09.789	
3	16:57:18.947	6:18.485		58.044
p4	16:59:38.130	2:19.183	1:05.064	

(153) Jose Rodolfo Silverio

1	17:15:28.727	2:05.764	1:01.402	1:04.362
2	17:17:27.789	1:59.062	58.718	1:00.344
p3	17:19:41.713	2:13.924	57.088	
4	17:22:42.162	3:00.449		59.207
5	17:24:37.577	1:55.415	56.229	59.186
6	17:26:32.195	1:54.618	55.680	58.938
7	17:28:29.540	1:57.345	55.335	1:02.010
8	17:30:24.633	1:55.093	56.110	58.983
p9	17:32:41.181	2:16.548	55.091	

(85) Thiago Machado

1	16:47:21.531	1:56.915	58.211	58.704
2	16:49:16.629	1:55.098	56.715	58.383
3	16:51:13.346	1:56.717	57.648	59.069
4	16:53:12.944	1:59.598	59.445	1:00.153
5	16:55:29.542	2:16.598	1:02.117	1:14.481
6	16:57:53.470	2:23.928	1:10.700	1:13.228
7	17:00:10.407	2:16.937	1:09.754	1:07.183
8	17:02:12.527	2:02.120	58.273	1:03.847
9	17:04:07.245	1:54.718	56.601	58.117
p10	17:06:26.191	2:18.946	1:02.861	

(91) Deividson Graxa

1	17:14:03.085	2:03.492	1:01.655	1:01.837
2	17:16:03.336	2:00.251	59.665	1:00.586
3	17:18:02.713	1:59.377	59.415	59.962
4	17:20:00.252	1:57.539	57.326	1:00.213
5	17:21:56.053	1:55.801	56.951	58.850
6	17:23:54.557	1:58.504	57.561	1:00.943
7	17:25:49.671	1:55.114	56.741	58.373
p8	17:27:54.650	2:04.979	57.110	

(37) Fabiano Guittis

1	16:47:19.381	1:55.502	57.349	58.153
2	16:49:14.801	1:55.420	56.830	58.590
3	16:51:13.162	1:58.361	57.201	1:01.160
4	16:53:14.295	2:01.133	1:00.347	1:00.786
5	16:55:24.240	2:09.945	1:01.124	1:08.821
6	16:57:26.463	2:02.223	58.837	1:03.386
p7	16:59:44.621	2:18.158	59.762	

(67) Naildo Emídio da Silva

1	17:14:10.144	2:01.980	1:00.206	1:01.774
2	17:16:11.846	2:01.702	1:00.357	1:01.345

CRONOMETRAGEM

DIRETOR DE PROVA

COMISSARIOS

Orbits

www.cronoelo.com.br

RESULTADO SUJEITO A VERIFICAÇÕES TÉCNICAS E OU DESPORTIVAS

Printed: 26/04/2013 17:38:05

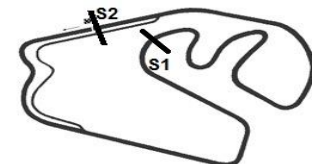


CRONOELO
CRONOMETRAGEM



2ª ETAPA SUPERBIKE SERIES BRASIL - 2013

26, 27 e 28 de abril - Interlagos - SP



SUPERBIKE SERIES BRASIL 2a ETAPA 2013

SuperBike Light

AUT J CARLOS PACE - INTERLAGOS 4,309 Km

2o TREINO LIVRE - SBK LIGHT

26/04/2013 16:50

Practice started at 16:42:46

Lap	Time of Day	Lap Tm	S1	S2
3	17:18:10.808	1:58.962	58.762	1:00.200
4	17:20:09.022	1:58.214	57.752	1:00.462
5	17:22:07.122	1:58.100	57.254	1:00.846
6	17:24:06.237	1:59.115	58.671	1:00.444
7	17:26:03.141	1:56.904	57.818	59.086
8	17:27:59.887	1:56.746	57.371	59.375
9	17:29:55.394	1:55.507	55.929	59.578
10	17:31:51.582	1:56.188	56.858	59.330
11	17:33:47.875	1:56.293	56.404	59.889
p12	17:36:16.858	2:28.983	1:04.635	

(5) Leandro Moreno

1	17:15:19.535	2:14.522	1:06.683	1:07.839
2	17:17:25.655	2:06.120	1:04.591	1:01.529
3	17:19:24.868	1:59.213	58.661	1:00.552
4	17:21:23.179	1:58.311	57.695	1:00.616
5	17:23:18.839	1:55.660	56.321	59.339
p6	17:26:05.068	2:46.229	1:14.390	

(42) Luciano Magalhães

1	17:14:59.685	1:58.596	58.937	59.659
2	17:16:56.325	1:56.640	58.154	58.486
3	17:18:54.056	1:57.731	57.876	59.855
4	17:20:50.946	1:56.890	57.534	59.356
5	17:22:48.234	1:57.288	57.695	59.593
6	17:24:45.150	1:56.916	57.514	59.402
7	17:26:41.897	1:56.747	56.752	59.995
8	17:28:37.565	1:55.668	56.614	59.054
9	17:30:37.968	2:00.403	59.138	1:01.265
10	17:32:35.210	1:57.242	57.778	59.464
p11	17:34:55.347	2:20.137	57.322	

(1) Gian Paolo

1	16:51:41.548	2:01.532	1:00.293	1:01.239
2	16:53:39.126	1:57.578	58.264	59.314
3	16:55:35.832	1:56.706	57.572	59.134
4	16:57:32.379	1:56.547	57.131	59.416
5	16:59:28.590	1:56.211	56.703	59.508
p6	17:01:37.971	2:09.381	58.387	
7	17:06:09.774	4:31.803		59.409
p8	17:08:22.319	2:12.545	57.942	

(50) Von Braun

1	17:14:39.835	2:00.164	58.347	1:01.817
2	17:16:38.801	1:58.966	58.327	1:00.639
3	17:18:39.229	2:00.428	57.198	1:03.230
4	17:20:35.876	1:56.647	56.281	1:00.366
5	17:22:35.421	1:59.545	59.409	1:00.136
6	17:24:32.487	1:57.066	57.201	59.865
7	17:26:29.079	1:56.592	56.925	59.667
8	17:28:28.826	1:59.747	57.469	1:02.278
9	17:30:25.123	1:56.297	57.292	59.005
10	17:32:21.818	1:56.695	57.785	58.910
11	17:34:20.205	1:58.387	58.700	59.687
p12	17:36:38.847	2:18.642	59.323	

(17) Thiago José de Freitas

1	17:15:01.108	2:00.018	59.658	1:00.360
2	17:16:58.676	1:57.568	58.011	59.557
3	17:18:56.614	1:57.938	57.876	1:00.062
4	17:20:53.278	1:56.664	56.867	59.797
5	17:22:52.370	1:59.092	58.229	1:00.863
6	17:24:49.132	1:56.762	56.945	59.817
7	17:26:47.279	1:58.147	57.869	1:00.278
p8	17:28:55.517	2:08.238	57.579	

Lap	Time of Day	Lap Tm	S1	S2
(71) Jun Sakakibara				
1	16:48:16.807	2:01.285	59.605	1:01.680
2	16:50:16.373	1:59.566	58.967	1:00.599
3	16:52:16.992	2:00.619	58.765	1:01.854
4	16:54:14.156	1:57.164	57.289	59.875
5	16:56:12.799	1:58.643	57.702	1:00.941
6	16:58:10.515	1:57.716	58.062	59.654
7	17:00:09.249	1:58.734	57.524	1:01.210
8	17:02:10.021	2:00.772	58.834	1:01.938
9	17:04:06.832	1:56.811	57.291	59.520
10	17:06:07.237	2:00.405	59.986	1:00.419
p11	17:08:27.712	2:20.475	1:02.483	

(45) Marcio Pirchio

1	16:47:17.327	2:05.181	1:00.792	1:04.389
2	16:49:14.314	1:56.987	57.422	59.565
3	16:51:12.242	1:57.928	57.315	1:00.613
4	16:53:11.684	1:59.442	59.429	1:00.013
p5	16:55:18.402	2:06.718	57.127	

(30) Marcel Romie Jardim

1	17:14:02.382	2:03.799	1:01.752	1:02.047
2	17:16:02.990	2:00.608	59.987	1:00.621
3	17:18:02.552	1:59.562	59.159	1:00.403
4	17:20:02.795	2:00.243	58.939	1:01.304
5	17:22:04.145	2:01.350	59.638	1:01.712
6	17:24:04.769	2:00.624	1:00.025	1:00.599
7	17:26:04.026	1:59.257	59.572	59.685
8	17:28:02.116	1:58.090	58.740	59.350
9	17:29:59.262	1:57.146	57.994	59.152
10	17:31:56.703	1:57.441	57.696	59.745
11	17:33:54.069	1:57.366	57.747	59.619
p12	17:36:17.118	2:23.049	57.899	

(12) Fabio Martins

1	17:14:00.946	2:02.189	1:00.587	1:01.602
2	17:16:01.753	2:00.807	59.624	1:01.183
3	17:18:02.348	2:00.595	58.311	1:02.284
4	17:20:00.165	1:57.817	57.314	1:00.503
5	17:21:58.296	1:58.131	58.139	59.992
6	17:23:56.695	1:58.399	57.314	1:01.085
p7	17:26:01.883	2:05.188	57.785	

(44) Carlos Eduardo Trigo

1	17:15:38.688	2:08.503	1:03.862	1:04.641
2	17:17:43.079	2:04.391	1:01.507	1:02.884
p3	17:19:53.990	2:10.911	1:02.819	
4	17:25:24.626	5:30.636		1:04.677
5	17:27:25.666	2:01.040	1:00.950	1:00.090
6	17:29:24.222	1:58.556	58.483	1:00.073
7	17:31:25.975	2:01.753	1:01.250	1:00.503
8	17:33:28.347	2:02.372	1:00.442	1:01.930
9	17:35:28.186	1:59.839	59.293	1:00.546
p10	17:37:59.619	2:31.433	1:12.184	

(138) Fabian Bustamente

1	17:15:34.978	2:32.934	1:20.277	1:12.657
2	17:17:45.293	2:10.315	1:06.070	1:04.245
3	17:19:49.888	2:04.595	1:01.834	1:02.761
4	17:21:55.579	2:05.691	1:01.133	1:04.558
5	17:23:57.551	2:01.972	59.654	1:02.318
6	17:26:00.693	2:03.142	59.668	1:03.474
7	17:28:01.511	2:00.818	1:01.468	59.350
8	17:30:00.194	1:58.683	58.094	1:00.589
9	17:31:59.518	1:59.324	57.716	1:01.608
p10	17:34:08.064	2:08.546	59.257	

CRONOMETRAGEM

DIRETOR DE PROVA

COMISSARIOS

Orbits

www.cronoelo.com.br

RESULTADO SUJEITO A VERIFICAÇÕES TÉCNICAS E OU DESPORTIVAS

Printed: 26/04/2013 17:38:05

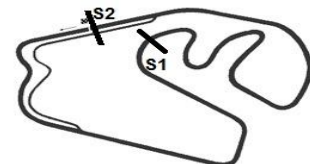


CRONOELO
CRONOMETRAGEM



2ª ETAPA SUPERBIKE SERIES BRASIL - 2013

26, 27 e 28 de abril - Interlagos - SP



SUPERBIKE SERIES BRASIL 2a ETAPA 2013

SuperBike Light

AUT J CARLOS PACE - INTERLAGOS 4,309 Km

2o TREINO LIVRE - SBK LIGHT

26/04/2013 16:50

Practice started at 16:42:46

Lap	Time of Day	Lap Tm	S1	S2
(23) Bruno Fiuk				
1	17:14:09.154	2:03.337	1:00.903	1:02.434
2	17:16:11.536	2:02.382	1:00.309	1:02.073
3	17:18:11.780	2:00.244	59.617	1:00.627
4	17:20:13.681	2:01.901	59.016	1:02.885
5	17:22:18.043	2:04.362	1:01.451	1:02.911
6	17:24:22.363	2:04.320	1:00.948	1:03.372
7	17:26:25.663	2:03.300	1:00.362	1:02.938
8	17:28:28.675	2:03.012	1:00.290	1:02.722
9	17:30:28.382	1:59.707	58.563	1:01.144
10	17:32:29.934	2:01.552	1:00.040	1:01.512
11	17:34:28.730	1:58.796	58.630	1:00.166
p12	17:37:16.493	2:47.763	1:17.224	

Lap	Time of Day	Lap Tm	S1	S2
(696) Joaquin P. da Costa				
1	17:14:03.048	2:05.905	1:01.946	1:03.959
2	17:16:04.463	2:01.415	1:00.157	1:01.258
3	17:18:04.609	2:00.146	58.906	1:01.240
4	17:20:05.159	2:00.550	58.735	1:01.815
5	17:22:13.854	2:08.695	58.246	1:10.449
6	17:24:17.415	2:03.561	1:00.919	1:02.642
7	17:26:19.304	2:01.889	1:00.428	1:01.461
8	17:28:18.207	1:58.903	59.061	59.842
p9	17:30:29.129	2:10.922	59.830	

Lap	Time of Day	Lap Tm	S1	S2
(33) Bruno Nagy				
1	17:13:51.188	2:02.704	58.780	1:03.924
2	17:15:50.123	1:58.935	57.716	1:01.219
3	17:17:50.464	2:00.341	59.989	1:00.352
4	17:19:54.865	2:04.401	59.698	1:04.703
5	17:21:55.822	2:00.957	57.926	1:03.031
p6	17:24:03.044	2:07.222	58.385	

Lap	Time of Day	Lap Tm	S1	S2
(93) Ghassan Dreibi				
1	17:14:09.539	2:05.465	1:03.121	1:02.344
2	17:16:12.708	2:03.169	1:01.490	1:01.679
3	17:18:12.704	1:59.996	59.112	1:00.884
4	17:20:13.825	2:01.121	59.508	1:01.613
5	17:22:18.276	2:04.451	1:01.663	1:02.788
6	17:24:18.994	2:00.718	59.664	1:01.054
7	17:26:21.404	2:02.410	59.378	1:03.032
8	17:28:20.626	1:59.222	58.793	1:00.429
9	17:30:23.378	2:02.752	1:00.567	1:02.185
p10	17:32:52.968	2:29.590	1:06.397	

Lap	Time of Day	Lap Tm	S1	S2
(76) Rogério Mariano Oliveira				
1	17:13:36.885	2:00.416	59.158	1:01.258
2	17:15:40.686	2:03.801	58.281	1:05.520
3	17:17:46.706	2:06.020	1:01.439	1:04.581
4	17:19:51.522	2:04.816	1:01.060	1:03.756
p5	17:22:08.920	2:17.398	1:00.030	
6	17:25:26.574	3:17.654		1:02.433
7	17:27:28.770	2:02.196	59.304	1:02.892
8	17:29:28.229	1:59.459	58.733	1:00.726
9	17:31:28.545	2:00.316	57.861	1:02.455
p10	17:33:49.636	2:21.091	1:08.979	

Lap	Time of Day	Lap Tm	S1	S2
(77) Euclides Pierin Filho				
1	17:13:51.137	2:08.151	1:03.667	1:04.484
2	17:15:58.029	2:06.892	1:02.621	1:04.271
3	17:18:02.867	2:04.838	1:01.480	1:03.358
4	17:20:07.407	2:04.540	1:01.286	1:03.254
5	17:22:10.550	2:03.143	59.688	1:03.455
6	17:24:12.116	2:01.566	59.166	1:02.400
7	17:26:16.115	2:03.999	1:00.425	1:03.574

Lap	Time of Day	Lap Tm	S1	S2
8	17:28:15.955	1:59.840	59.220	1:00.620
p9	17:30:40.234	2:24.279	1:05.076	
(24) Delmo Dias				
1	17:14:20.185	2:05.418	1:00.046	1:05.372
2	17:16:21.314	2:01.129	58.831	1:02.298
3	17:18:22.843	2:01.529	59.149	1:02.380
4	17:20:23.934	2:01.091	59.274	1:01.817
5	17:22:24.898	2:00.964	58.624	1:02.340
6	17:24:25.521	2:00.623	58.933	1:01.690
7	17:26:25.974	2:00.453	58.469	1:01.984
8	17:28:34.055	2:08.081	1:00.819	1:07.262
9	17:30:38.037	2:03.982	1:01.665	1:02.317
10	17:32:40.208	2:02.171	59.098	1:03.073
11	17:34:40.069	1:59.861	58.502	1:01.359
p12	17:36:55.514	2:15.445	1:00.985	

Lap	Time of Day	Lap Tm	S1	S2
(174) Sergio Prates Pereira				
1	16:47:06.790	2:05.653	1:02.918	1:02.735
2	16:49:11.526	2:04.736	1:01.330	1:03.406
3	16:51:13.608	2:02.082	59.684	1:02.398
4	16:53:17.825	2:04.217	1:00.985	1:03.232
5	16:55:24.851	2:07.026	1:00.635	1:06.391
6	16:57:25.399	2:00.548	58.766	1:01.782
7	16:59:26.684	2:01.285	59.652	1:01.633
8	17:01:27.901	2:01.217	59.428	1:01.789
9	17:03:30.503	2:02.602	1:00.658	1:01.944
10	17:05:38.605	2:08.102	1:02.499	1:05.603
p11	17:08:06.235	2:27.630	1:05.426	

Lap	Time of Day	Lap Tm	S1	S2
(122) Hugo Coceres				
1	17:15:52.665	2:00.621	59.258	1:01.363
2	17:17:53.585	2:00.920	59.637	1:01.283
3	17:19:59.131	2:05.546	1:00.349	1:05.197
4	17:22:05.135	2:06.004	1:01.593	1:04.411
5	17:24:08.212	2:03.077	1:00.286	1:02.791
6	17:26:11.814	2:03.602	59.915	1:03.687
7	17:28:16.881	2:05.067	59.842	1:05.225
8	17:30:22.664	2:05.783	1:00.490	1:05.293
p9	17:32:44.063	2:21.399	1:00.339	

Lap	Time of Day	Lap Tm	S1	S2
(74) Adriano Basso Garcia				
1	17:14:04.317	2:06.821	1:03.453	1:03.368
2	17:16:06.636	2:02.319	1:00.737	1:01.582
3	17:18:10.197	2:03.561	1:00.756	1:02.805
4	17:20:13.097	2:02.900	1:00.389	1:02.511
p5	17:22:38.324	2:25.227	1:06.634	

Lap	Time of Day	Lap Tm	S1	S2
(47) Kenan JR				
1	17:17:41.800	2:11.195	1:05.492	1:05.703
2	17:19:47.150	2:05.350	1:01.793	1:03.557
3	17:21:51.655	2:04.505	1:01.225	1:03.280
4	17:23:55.828	2:04.173	1:01.721	1:02.452
5	17:26:00.551	2:04.723	1:01.236	1:03.487
6	17:28:05.472	2:04.921	1:01.824	1:03.097
7	17:30:11.865	2:06.393	1:02.644	1:03.749
8	17:32:18.845	2:06.980	1:02.921	1:04.059
p9	17:34:47.177	2:28.332	1:03.164	

Lap	Time of Day	Lap Tm	S1	S2
(101) Leonardo Brigant				
1	17:14:21.883	2:12.769	1:04.160	1:08.609
2	17:16:31.345	2:09.462	1:03.139	1:06.323
3	17:18:39.620	2:08.275	1:02.723	1:05.552
4	17:20:48.183	2:08.563	1:03.527	1:05.036
5	17:22:55.777	2:07.594	1:01.941	1:05.653
6	17:25:02.053	2:06.276	1:01.809	1:04.467

CRONOMETRAGEM

DIRETOR DE PROVA

COMISSARIOS

Orbits

www.cronoelo.com.br

RESULTADO SUJEITO A VERIFICAÇÕES TÉCNICAS E OU DESPORTIVAS

Printed: 26/04/2013 17:38:05

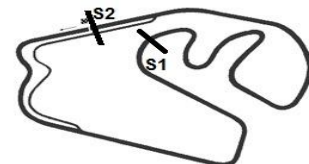


CRONOELO
CRONOMETRAGEM



2ª ETAPA SUPERBIKE SERIES BRASIL - 2013

26, 27 e 28 de abril - Interlagos - SP



SUPERBIKE SERIES BRASIL 2a ETAPA 2013

SuperBike Light

AUT J CARLOS PACE - INTERLAGOS 4,309 Km

2o TREINO LIVRE - SBK LIGHT

26/04/2013 16:50

Practice started at 16:42:46

Lap	Time of Day	Lap Tm	S1	S2
7	17:27:07.035	2:04.982	1:00.646	1:04.336
8	17:29:13.980	2:06.945	1:01.055	1:05.890
p9	17:31:43.945	2:29.965	1:02.226	

(14) Rômulo Yoshida

1	17:15:38.728	2:30.776	1:15.236	1:15.540
2	17:17:51.672	2:12.944	1:05.540	1:07.404
3	17:20:02.406	2:10.734	1:04.417	1:06.317
4	17:22:11.725	2:09.319	1:03.345	1:05.974
5	17:24:19.420	2:07.695	1:02.522	1:05.173
6	17:26:27.006	2:07.586	1:03.205	1:04.381
7	17:28:34.350	2:07.344	1:02.323	1:05.021
8	17:30:41.999	2:07.649	1:03.010	1:04.639
9	17:32:47.947	2:05.948	1:01.738	1:04.210
10	17:34:53.910	2:05.963	1:01.836	1:04.127
p11	17:37:52.045	2:58.135	1:19.536	

(2) Luis F. A. Sichieri

1	17:15:22.169	2:15.182	1:06.754	1:08.428
2	17:17:35.246	2:13.077	1:05.312	1:07.765
3	17:19:48.011	2:12.765	1:05.368	1:07.397
4	17:21:58.463	2:10.452	1:02.727	1:07.725
5	17:24:08.915	2:10.452	1:04.225	1:06.227
6	17:26:18.712	2:09.797	1:03.377	1:06.420
7	17:28:29.617	2:10.905	1:03.570	1:07.335
8	17:30:37.724	2:08.107	1:02.725	1:05.382
9	17:32:45.598	2:07.874	1:02.404	1:05.470
10	17:34:51.854	2:06.256	1:01.739	1:04.517
p11	17:37:24.246	2:32.392	1:14.804	

(80) Robson Caetano

1	17:14:07.198	2:07.672	1:02.447	1:05.225
p2	17:16:37.944	2:30.746	1:04.783	

(15) Davi do Nascimento

1	17:15:28.843	2:19.383	1:10.659	1:08.724
2	17:17:41.889	2:13.046	1:06.889	1:06.157
3	17:19:54.959	2:13.070	1:06.948	1:06.122
4	17:22:04.135	2:09.176	1:03.929	1:05.247
5	17:24:13.390	2:09.255	1:04.484	1:04.771
6	17:26:22.961	2:09.571	1:04.294	1:05.277
7	17:28:31.901	2:08.940	1:03.480	1:05.460
8	17:30:43.102	2:11.201	1:04.643	1:06.558
9	17:32:55.791	2:12.689	1:05.653	1:07.036
p10	17:35:14.237	2:18.446	1:03.842	

