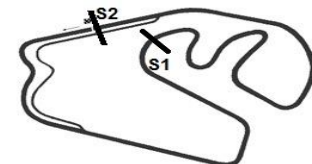




2ª ETAPA SUPERBIKE SERIES BRASIL - 2013

26, 27 e 28 de abril - Interlagos - SP



SUPERBIKE SERIES BRASIL 2a ETAPA 2013

Dainese SuperBike Light

AUT J CARLOS PACE - INTERLAGOS 4,309 Km

1o TREINO LIVRE - DAINESE SBK LIGHT

26/04/2013 11:55

Practice (50:00 Time) started at 12:01:51

Lap	Time of Day	Lap Tm	S1	S2
(38) Ricardo Negretto				
1	12:06:04.468	1:54.059	57.364	56.695
2	12:08:55.149	2:50.681	56.545	1:54.136
3	12:10:44.121	1:48.972	54.485	54.487
4	12:12:31.157	1:47.036	52.296	54.740
5	12:14:19.557	1:48.400	53.270	55.130
6	12:16:05.738	1:46.181	52.001	54.180
7	12:17:54.916	1:49.178	54.335	54.843
8	12:19:40.592	1:45.676	51.627	54.049
p9	12:21:50.298	2:09.706	55.287	

Lap	Time of Day	Lap Tm	S1	S2
(18) Guto Figueredo				
1	12:11:13.850	1:50.017	53.700	56.317
2	12:13:01.353	1:47.503	52.219	55.284
3	12:14:50.086	1:48.733	52.301	56.432
4	12:16:40.245	1:50.159	54.101	56.058
5	12:18:27.142	1:46.897	52.258	54.639
6	12:20:14.324	1:47.182	51.997	55.185
7	12:22:00.754	1:46.430	51.711	54.719
p8	12:24:02.340	2:01.586	52.992	
p9	12:26:46.025	2:43.685		

Lap	Time of Day	Lap Tm	S1	S2
(55) Rodrigo Xuxa				
1	12:06:03.720	1:53.618	56.649	56.969
2	12:07:53.586	1:49.866	53.864	56.002
p3	12:10:01.941	2:08.355	58.460	
4	12:14:02.455	4:00.514		57.872
5	12:15:52.581	1:50.126	54.634	55.492
6	12:17:42.848	1:50.267	53.411	56.856
7	12:19:30.280	1:47.432	52.730	54.702
p8	12:21:51.135	2:20.855	1:02.963	

Lap	Time of Day	Lap Tm	S1	S2
(177) Marcelo Mellão Skaf				
1	12:06:53.323	1:55.040	57.032	58.008
2	12:08:46.029	1:52.706	55.839	56.867
3	12:10:36.447	1:50.418	54.461	55.957
4	12:12:26.215	1:49.768	54.112	55.656
5	12:15:07.396	2:41.181	1:11.913	1:29.268
6	12:16:57.935	1:50.539	53.971	56.568
7	12:18:48.875	1:50.940	54.186	56.754
8	12:20:45.697	1:56.822	56.309	1:00.513
9	12:22:34.796	1:49.099	53.400	55.699
10	12:24:22.619	1:47.823	53.043	54.780
p11	12:26:47.186	2:24.567	1:04.184	

Lap	Time of Day	Lap Tm	S1	S2
(277) Filip Kaseres				
1	12:06:46.709	1:53.079	56.643	56.436
2	12:08:36.572	1:49.863	53.648	56.215
3	12:10:25.129	1:48.557	53.381	55.176
4	12:12:13.173	1:48.044	53.084	54.960
5	12:14:02.670	1:49.497	53.989	55.508
6	12:15:52.264	1:49.594	54.101	55.493
p7	12:17:55.736	2:03.472	53.539	

Lap	Time of Day	Lap Tm	S1	S2
(87) Marcelo de Souza				
1	12:06:58.695	1:55.913	57.713	58.200
2	12:08:51.408	1:52.713	54.753	57.960
3	12:10:40.940	1:49.532	53.507	56.025
4	12:12:38.631	1:57.691	1:00.736	56.955
5	12:14:28.312	1:49.681	53.432	56.249
6	12:16:16.895	1:48.583	53.476	55.107
7	12:18:05.192	1:48.297	52.800	55.497
8	12:19:54.634	1:49.442	53.391	56.051
9	12:21:42.919	1:48.285	52.825	55.460
p10	12:24:07.053	2:24.134	1:05.635	

Lap	Time of Day	Lap Tm	S1	S2
(35) Fabio Spina				
1	12:05:52.510	1:54.855	57.726	57.129
2	12:07:46.131	1:53.621	57.108	56.513
3	12:09:40.020	1:53.889	55.622	58.267
4	12:11:35.491	1:55.471	55.544	59.927
5	12:13:25.228	1:49.737	54.310	55.427
p6	12:15:54.509	2:29.281	1:06.038	
7	12:19:20.046	3:25.537		56.045
8	12:21:08.865	1:48.819	53.660	55.159
9	12:22:57.258	1:48.393	53.582	54.811
10	12:24:47.827	1:50.569	54.519	56.050
p11	12:27:29.873	2:42.046	1:24.345	

Lap	Time of Day	Lap Tm	S1	S2
(43) Rocky				
1	12:07:25.831	1:50.267	53.839	56.428
2	12:09:15.757	1:49.926	53.937	55.989
3	12:11:05.325	1:49.568	54.407	55.161
4	12:12:54.506	1:49.181	53.783	55.398
5	12:14:49.150	1:54.644	55.869	58.775
p6	12:17:24.131	2:34.981	1:00.766	

Lap	Time of Day	Lap Tm	S1	S2
(37) Fabiano Guittis				
1	12:06:21.905	1:54.915	57.839	57.076
2	12:08:14.427	1:52.522	55.880	56.642
3	12:10:04.880	1:50.453	54.633	55.820
4	12:11:56.240	1:51.360	55.458	55.902
5	12:13:53.601	1:57.361	58.604	58.757
6	12:15:45.075	1:51.474	54.785	56.689
p7	12:18:00.396	2:15.321	58.471	

Lap	Time of Day	Lap Tm	S1	S2
(10) Pedro Assumpção				
1	12:06:35.899	2:02.643	1:01.413	1:01.230
p2	12:09:12.673	2:36.774	56.537	
3	12:13:12.395	3:59.722		57.823
4	12:15:21.851	2:09.456	1:11.560	57.896
5	12:17:28.221	2:06.370	1:08.518	57.852
6	12:19:19.007	1:50.786	54.113	56.673
7	12:21:51.589	2:32.582	58.106	1:34.476
8	12:23:58.894	2:07.305	1:01.214	1:06.091
p9	12:26:03.648	2:04.754	57.533	

Lap	Time of Day	Lap Tm	S1	S2
(137) James Michel Mike				
1	12:05:51.578	1:55.107	57.502	57.605
2	12:07:42.597	1:51.019	54.828	56.191
3	12:09:38.161	1:55.564	55.197	1:00.367
p4	12:11:56.863	2:18.702	1:15.535	
p5	12:15:01.249	3:04.386		
6	12:33:19.467	18:18.218		1:11.123
p7	12:35:46.909	2:27.442	1:07.330	

Lap	Time of Day	Lap Tm	S1	S2
(19) Luciano Gomes Pokemon				
1	12:07:31.658	1:53.917	56.004	57.913
2	12:09:24.726	1:53.068	55.064	58.004
3	12:11:16.039	1:51.313	54.349	56.964
4	12:13:07.289	1:51.250	54.107	57.143
5	12:14:58.410	1:51.121	54.118	57.003
p6	12:17:01.453	2:03.043	55.743	

Lap	Time of Day	Lap Tm	S1	S2
(123) Brecht Mondragon				
1	12:07:36.161	2:08.669	1:04.367	1:04.302
2	12:09:30.508	1:54.347	56.737	57.610
3	12:11:22.278	1:51.770	55.281	56.489
4	12:13:13.456	1:51.178	54.140	57.038
5	12:15:05.193	1:51.737	55.117	56.620
6	12:16:56.833	1:51.640	54.716	56.924

CRONOMETRAGEM

DIRETOR DE PROVA

COMISSARIOS

Orbits

www.cronoelo.com.br



CRONOELO
CRONOMETRAGEM

RESULTADO SUJEITO A VERIFICAÇÕES TÉCNICAS E OU DESPORTIVAS

Printed: 26/04/2013 13:17:23

Page 1/4



2ª ETAPA SUPERBIKE SERIES BRASIL - 2013

26, 27 e 28 de abril - Interlagos - SP



SUPERBIKE SERIES BRASIL 2a ETAPA 2013

Dainese SuperBike Light

AUT J CARLOS PACE - INTERLAGOS 4,309 Km

1o TREINO LIVRE - DAINESE SBK LIGHT

26/04/2013 11:55

Practice (50:00 Time) started at 12:01:51

Lap	Time of Day	Lap Tm	S1	S2
7	12:18:48.702	1:51.869	54.961	56.908
p8	12:20:50.596	2:01.894	55.023	
9	12:24:17.348	3:26.752		57.424
p10	12:26:16.074	1:58.726	53.639	

(111) Fernando Ferraz

Lap	Time of Day	Lap Tm	S1	S2
1	12:09:17.565	4:47.537		59.896
2	12:11:09.000	1:51.435	54.936	56.499
p3	12:13:16.204	2:07.204	54.706	
4	12:16:53.588	3:37.384		57.447
p5	12:18:58.273	2:04.685	55.062	

(13) Ricardo Ferro Matussi

Lap	Time of Day	Lap Tm	S1	S2
1	12:32:54.775	1:54.821	56.807	58.014
2	12:34:48.108	1:53.333	56.238	57.095
3	12:36:41.651	1:53.543	54.592	58.951
4	12:38:33.356	1:51.705	54.448	57.257

(11) Carlos Quintas

Lap	Time of Day	Lap Tm	S1	S2
1	12:21:43.395	1:51.865	54.964	56.901
2	12:23:35.585	1:52.190	55.275	56.915
p3	12:25:51.351	2:15.766	1:00.385	

(28) Marcelo da Cruz

Lap	Time of Day	Lap Tm	S1	S2
1	12:07:07.400	2:02.511	1:01.058	1:01.453
2	12:09:03.497	1:56.097	56.929	59.168
3	12:10:59.442	1:55.945	57.130	58.815
4	12:12:52.120	1:52.678	55.683	56.995
5	12:14:46.360	1:54.240	56.441	57.799
p6	12:17:25.659	2:39.299	1:17.965	
7	12:22:56.098	5:30.439		58.348
8	12:24:48.018	1:51.920	55.271	56.649
p9	12:27:03.752	2:15.734	1:00.908	

(133) Jose da Cunha

Lap	Time of Day	Lap Tm	S1	S2
1	12:07:34.146	1:55.142	56.402	58.740
2	12:09:26.206	1:52.060	55.214	56.846
3	12:11:19.429	1:53.223	55.718	57.505
p4	12:13:30.387	2:10.958	55.937	
5	12:18:21.685	4:51.298		1:00.658
6	12:20:48.449	2:26.764	1:28.078	58.686
p7	12:23:00.224	2:11.775	55.916	

(92) Alexandre Stevens

Lap	Time of Day	Lap Tm	S1	S2
1	12:33:26.686	2:07.882	1:03.454	1:04.428
2	12:35:23.765	1:57.079	57.689	59.390
3	12:37:19.737	1:55.972	56.477	59.495
4	12:39:15.015	1:55.278	56.321	58.957
5	12:47:51.095	6:18.895	7:36.574	59.506
6	12:49:43.695	1:52.600	54.480	58.120
7	12:51:36.315	1:52.620	54.876	57.744
8	12:53:28.829	1:52.514	54.632	57.882
9	12:55:23.346	1:54.517	55.741	58.776
10	12:57:16.822	1:53.476	55.778	57.698

(85) Thiago Barbosa Machado

Lap	Time of Day	Lap Tm	S1	S2
1	12:06:24.994	1:56.278	57.394	58.884
2	12:08:21.092	1:56.098	55.846	1:00.252
3	12:10:16.098	1:55.006	56.684	58.322
4	12:12:15.486	1:59.388	57.428	1:01.960
p5	12:14:32.860	2:17.374	56.952	
6	12:20:52.174	6:19.314		57.820
7	12:22:45.150	1:52.976	55.381	57.595
p8	12:25:01.656	2:16.506	59.150	

(1) Jean Paolo

Lap	Time of Day	Lap Tm	S1	S2
1	12:06:53.199	2:05.134	1:01.926	1:03.208
2	12:08:53.508	2:00.309	59.959	1:00.350
3	12:10:51.879	1:58.371	58.440	59.931
4	12:12:49.931	1:58.052	59.130	58.922
5	12:14:47.905	1:57.974	59.534	58.440
6	12:16:42.417	1:54.512	56.055	58.457
7	12:18:38.560	1:56.143	57.127	59.016
8	12:20:33.736	1:55.176	57.528	57.648
9	12:22:27.820	1:54.084	56.720	57.364
10	12:24:22.234	1:54.414	56.810	57.604
p11	12:26:44.325	2:22.091	1:01.111	

(153) Jose Rodolfo Silverio

Lap	Time of Day	Lap Tm	S1	S2
1	12:33:23.781	2:02.862	1:00.712	1:02.150
2	12:35:22.218	1:58.437	58.154	1:00.283
p3	12:37:30.192	2:07.974	57.480	
4	12:48:38.487	6:27.272		1:02.628
5	12:50:38.134	1:59.647	58.233	1:01.414
6	12:52:34.707	1:56.573	57.438	59.135
7	12:54:30.190	1:55.483	56.754	58.729
8	12:56:25.590	1:55.400	57.045	58.355

(17) Thiago José de Freitas

Lap	Time of Day	Lap Tm	S1	S2
1	12:34:43.349	2:00.231	59.919	1:00.312
2	12:36:44.926	2:01.577	58.589	1:02.988
3	12:38:44.271	1:59.345	57.162	1:02.183
4	12:48:47.914	7:11.329	9:00.821	1:02.822
5	12:50:45.971	1:58.057	57.963	1:00.094
6	12:52:44.907	1:58.936	59.273	59.663
7	12:54:40.438	1:55.531	56.929	58.602
8	12:56:37.102	1:56.664	57.351	59.313

(122) Hugo Coceres

Lap	Time of Day	Lap Tm	S1	S2
1	12:33:23.175	2:04.226	1:01.142	1:03.084
2	12:35:23.837	2:00.662	59.215	1:01.447
3	12:37:27.372	2:03.535	59.773	1:03.762
4	12:48:11.319	4:54.116		1:03.599
5	12:50:11.075	1:59.756	59.445	1:00.311
6	12:52:07.392	1:56.317	57.414	58.903
7	12:54:05.097	1:57.705	58.323	59.382
8	12:56:02.355	1:57.258	57.440	59.818

(3) Daniel Toloni

Lap	Time of Day	Lap Tm	S1	S2
1	12:05:57.401	1:59.880	57.882	1:01.998
2	12:07:56.653	1:59.252	59.247	1:00.005
3	12:09:53.998	1:57.345	57.909	59.436
4	12:11:50.777	1:56.779	58.440	58.339
5	12:13:47.169	1:56.392	55.982	1:00.410
p6	12:15:51.572	2:04.403	56.626	

(12) Fabio Martins

Lap	Time of Day	Lap Tm	S1	S2
1	12:32:59.833	1:58.797	58.528	1:00.269
2	12:34:59.138	1:59.305	58.150	1:01.155
3	12:36:56.249	1:57.111	56.884	1:00.227
4	12:38:54.518	1:58.269	57.541	1:00.728
5	12:48:49.071	7:14.780	8:51.467	1:03.086
6	12:50:47.891	1:58.820	59.413	59.407
7	12:52:48.990	2:01.099	58.535	1:02.564
8	12:54:45.920	1:56.930	57.780	59.150
p9	12:57:11.937	2:26.017	1:09.919	

(71) Jun Sakakibara

Lap	Time of Day	Lap Tm	S1	S2
1	12:07:38.435	2:01.341	1:00.230	1:01.111
2	12:09:37.580	1:59.145	58.715	1:00.430
3	12:11:34.618	1:57.038	57.603	59.435
4	12:13:33.058	1:58.440	58.189	1:00.251

CRONOMETRAGEM

DIRETOR DE PROVA

COMISSARIOS

Orbits

www.cronoelo.com.br

RESULTADO SUJEITO A VERIFICAÇÕES TÉCNICAS E OU DESPORTIVAS

Printed: 26/04/2013 13:17:23

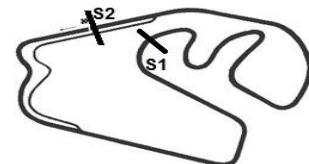


CRONOELO
CRONOMETRAGEM



2ª ETAPA SUPERBIKE SERIES BRASIL - 2013

26, 27 e 28 de abril - Interlagos - SP



SUPERBIKE SERIES BRASIL 2a ETAPA 2013

Dainese SuperBike Light

AUT J CARLOS PACE - INTERLAGOS 4,309 Km

1o TREINO LIVRE - DAINESE SBK LIGHT

26/04/2013 11:55

Practice (50:00 Time) started at 12:01:51

Lap	Time of Day	Lap Tm	S1	S2
5	12:15:30.325	1:57.267	57.798	59.469
6	12:17:28.125	1:57.800	57.740	1:00.060
7	12:19:26.980	1:58.855	59.014	59.841
8	12:21:24.763	1:57.783	57.985	59.798
9	12:23:25.858	2:01.095	1:00.161	1:00.934
p10	12:25:59.006	2:33.148	1:06.902	

(42) Luciano Magalhães

1	12:35:36.054	2:01.429	59.058	1:02.371
2	12:37:40.365	2:04.311	59.618	1:04.693
3	12:48:49.836	8:45.210	1:04.389	
4	12:50:48.653	1:58.817	59.926	58.891
5	12:52:51.469	2:02.816	58.567	1:04.249
6	12:54:48.635	1:57.166	58.178	58.988
p7	12:57:10.255	2:21.620	1:08.184	

(77) Euclides Pierin Filho

1	12:33:33.045	2:13.589	1:07.359	1:06.230
2	12:35:40.095	2:07.050	1:03.067	1:03.983
3	12:37:43.259	2:03.164	1:00.937	1:02.227
4	12:48:10.507	8:04.098		1:02.353
5	12:50:08.763	1:58.256	58.800	59.456
6	12:52:06.187	1:57.424	59.713	
7	12:54:04.410	1:58.223	58.490	59.733
8	12:56:02.585	1:58.175	58.486	59.689

(50) Von Braun

1	12:34:05.884	2:08.427	1:04.277	1:04.150
2	12:36:11.587	2:05.703	1:01.337	1:04.366
3	12:38:11.850	2:00.263	58.596	1:01.667
4	12:48:46.312	7:59.432		1:04.863
5	12:50:47.066	2:00.754	58.892	1:01.862
6	12:52:50.512	2:03.446	59.790	1:03.656
7	12:54:49.031	1:58.519	58.825	59.694
8	12:56:46.662	1:57.631	58.224	59.407

(5) Leandro Moreno

1	12:35:41.617	2:05.308	1:02.261	1:03.047
2	12:37:48.849	2:07.232	1:01.788	1:05.444
3	12:48:15.826	8:08.287		1:01.903
4	12:50:15.636	1:59.810	59.336	1:00.474
5	12:52:14.201	1:58.565	58.554	1:00.011
p6	12:54:44.378	2:30.177	1:12.566	

(30) Marcel Romie Jardim

1	12:36:12.528	2:12.618	1:06.693	1:05.925
2	12:38:20.355	2:07.827	1:02.232	1:05.595
3	12:48:10.610	7:20.020	8:46.288	1:03.967
4	12:50:11.508	2:00.898	59.919	1:00.979
5	12:52:10.381	1:58.873	58.281	1:00.592
6	12:54:10.615	2:00.234	58.676	1:01.558
7	12:56:11.533	2:00.918	58.883	1:02.035

(138) Fabian Bustamente

1	12:33:23.640	2:08.479	1:04.406	1:04.073
2	12:35:25.202	2:01.562	1:00.072	1:01.490
p3	12:37:52.396	2:27.194	1:11.736	
4	12:48:40.918	10:48.522		1:02.945
5	12:50:44.707	2:03.789	1:00.926	1:02.863
6	12:52:48.856	2:04.149	1:01.422	1:02.727
7	12:54:48.379	1:59.523	59.837	59.686
8	12:57:03.103	2:14.724	1:13.126	1:01.598

(76) Rogério Mariano Oliveira

1	12:32:58.118	2:02.607	59.935	1:02.672
2	12:34:59.349	2:01.231	59.347	1:01.884

Lap	Time of Day	Lap Tm	S1	S2
3	12:36:59.108	1:59.759	59.141	1:00.618
4	12:38:58.812	1:59.704	57.542	1:02.162
5	12:49:16.728	7:10.666	9:15.842	1:02.074
6	12:51:19.904	2:03.176	1:00.523	1:02.653
7	12:53:21.383	2:01.479	59.878	1:01.601
8	12:55:25.765	2:04.382	1:01.767	1:02.615
9	12:57:28.354	2:02.589	1:00.850	1:01.739

(44) Carlos Eduardo Trigo

1	12:33:32.027	2:11.492	1:05.842	1:05.650
2	12:35:39.030	2:07.003	1:03.228	1:03.775
3	12:37:43.894	2:04.864	1:02.272	1:02.592
4	12:49:10.395	9:07.802		1:03.678
5	12:51:15.225	2:04.830	1:03.251	1:01.579
6	12:53:18.875	2:03.650	1:00.943	1:02.707
7	12:55:18.603	1:59.728	59.552	1:00.176
8	12:57:20.026	2:01.423	1:00.343	1:01.080

(67) Naildo Emídio da Silva

1	12:34:02.253	2:06.361	1:02.472	1:03.889
2	12:36:09.086	2:06.833	1:03.892	1:02.941
3	12:38:11.513	2:02.427	1:00.397	1:02.030
4	12:48:58.674	8:14.820		1:03.957
5	12:51:00.049	2:01.375	1:00.045	1:01.330
6	12:52:59.846	1:59.797	59.251	1:00.546
7	12:55:00.351	2:00.505	59.199	1:01.306
8	12:57:00.816	2:00.465	59.004	1:01.461

(174) Sergio Prates Pereira

1	12:06:16.727	2:07.068	1:03.900	1:03.168
2	12:08:21.425	2:04.698	1:01.892	1:02.806
3	12:10:23.334	2:01.909	1:00.933	1:00.976
4	12:12:24.346	2:01.012	59.581	1:01.431
5	12:14:30.327	2:05.981	1:02.956	1:03.025
6	12:16:33.756	2:03.429	1:00.844	1:02.585
7	12:18:35.457	2:01.701	59.754	1:01.947
8	12:20:37.316	2:01.859	1:01.090	1:00.769
9	12:22:39.486	2:02.170	1:00.047	1:02.123
10	12:24:43.851	2:04.365	1:01.256	1:03.109
p11	12:27:14.916	2:31.065	1:08.243	

(23) Bruno Fiuk

1	12:34:02.676	2:06.479	1:02.767	1:03.712
2	12:36:08.605	2:05.929	1:03.301	1:02.628
3	12:38:10.248	2:01.643	59.998	1:01.645
4	12:49:16.339	8:30.485		1:02.444
5	12:51:19.400	2:03.061	1:00.419	1:02.642
6	12:53:20.692	2:01.292	1:00.134	1:01.158
7	12:55:25.006	2:04.314	1:02.231	1:02.083
8	12:57:26.470	2:01.464	59.734	1:01.730

(32) Cristiane Trentim

1	12:34:24.731	2:03.349	1:01.135	1:02.214
2	12:36:26.543	2:01.812	59.669	1:02.143
3	12:38:31.934	2:05.391	1:02.899	1:02.492

(7) Brenno s. Floriano

1	12:14:55.026	2:05.660	1:00.804	1:04.856
p2	12:17:08.841	2:13.815	59.321	
3	12:21:14.836	4:05.995		1:04.949
4	12:23:16.984	2:02.148	59.228	1:02.920
p5	12:26:00.899	2:43.915	1:19.279	

(24) Delmo Dias

1	12:34:37.993	2:09.398	1:06.495	1:02.903
2	12:36:40.909	2:02.916	1:01.119	1:01.797

CRONOMETRAGEM

DIRETOR DE PROVA

COMISSARIOS

Orbits

www.cronoelo.com.br

RESULTADO SUJEITO A VERIFICAÇÕES TÉCNICAS E OU DESPORTIVAS

Printed: 26/04/2013 13:17:23

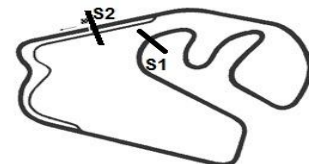


CRONOELO
CRONOMETRAGEM



2ª ETAPA SUPERBIKE SERIES BRASIL - 2013

26, 27 e 28 de abril - Interlagos - SP



SUPERBIKE SERIES BRASIL 2a ETAPA 2013

Dainese SuperBike Light

AUT J CARLOS PACE - INTERLAGOS 4,309 Km

1o TREINO LIVRE - DAINESE SBK LIGHT

26/04/2013 11:55

Practice (50:00 Time) started at 12:01:51

Lap	Time of Day	Lap Tm	S1	S2
3	12:38:43.519	2:02.610	59.650	1:02.960

(74) Adriano Basso Garcia

1	12:34:34.110	2:12.930	1:08.725	1:04.205
2	12:36:39.714	2:05.604	1:01.752	1:03.852
3	12:38:44.158	2:04.444	1:00.111	1:04.333
4	12:48:58.113	7:19.621	9:10.192	1:03.763
5	12:51:02.504	2:04.391	1:01.157	1:03.234
6	12:53:08.065	2:05.561	1:02.631	1:02.930
7	12:55:12.787	2:04.722	1:02.528	1:02.194
8	12:57:20.022	2:07.235	1:03.551	1:03.684

(47) Kenan JR

1	12:36:00.782	2:11.650	1:05.296	1:06.354
2	12:38:09.271	2:08.489	1:02.926	1:05.563
3	12:48:56.054	8:18.248		1:03.516
4	12:51:02.031	2:05.977	1:02.247	1:03.730
5	12:53:07.720	2:05.689	1:02.609	1:03.080
6	12:55:12.326	2:04.606	1:01.927	1:02.679
7	12:57:18.422	2:06.096	1:03.339	1:02.757

(101) Leonardo Briant

1	12:33:26.809	2:15.877	1:07.789	1:08.088
2	12:35:35.790	2:08.981	1:03.472	1:05.509
3	12:37:47.235	2:11.445	1:03.970	1:07.475
4	12:51:11.967	10:57.797		1:04.096
5	12:53:19.997	2:08.030	1:03.154	1:04.876
6	12:55:30.000	2:10.003	1:02.637	1:07.366
7	12:57:37.445	2:07.445	1:03.524	1:03.921

(14) Rômulo Yoshida

1	12:34:10.349	2:27.264	1:13.293	1:13.971
2	12:36:25.510	2:15.161	1:07.222	1:07.939
3	12:38:37.571	2:12.061	1:05.018	1:07.043
4	12:48:51.342	7:21.644	9:03.369	1:10.402
5	12:51:01.774	2:10.432	1:04.221	1:06.211
6	12:53:14.947	2:13.173	1:05.505	1:07.668
7	12:55:24.112	2:09.165	1:03.150	1:06.015
8	12:57:33.164	2:09.052	1:03.242	1:05.810

(15) Davi do Nascimento

1	12:35:02.065	2:23.473	1:11.311	1:12.162
2	12:37:16.443	2:14.378	1:06.493	1:07.885
3	12:48:29.983	6:10.282		1:08.588
4	12:50:44.235	2:14.252	1:07.015	1:07.237
5	12:52:58.476	2:14.241	1:07.791	1:06.450
6	12:55:09.945	2:11.469	1:05.910	1:05.559
7	12:57:30.183	2:20.238	1:09.239	1:10.999

(33) Bruno Nagy

1	12:34:35.663	2:14.710	1:08.210	1:06.500
p2	12:36:58.481	2:22.818	1:05.915	
3	12:52:46.203	15:47.722		1:04.715
4	12:54:57.720	2:11.517	1:04.440	1:07.077
p5	12:57:15.673	2:17.953	1:05.197	

(2) Luis F. A. Sichiari

1	12:34:32.655	2:19.898	1:08.770	1:11.128
2	12:36:48.502	2:15.847	1:06.918	1:08.929
3	12:39:02.865	2:14.363	1:06.509	1:07.854
4	12:48:25.185	6:12.143	8:14.457	1:07.863
5	12:50:39.553	2:14.368	1:06.419	1:07.949
6	12:52:52.904	2:13.351	1:05.620	1:07.731
7	12:55:07.657	2:14.753	1:05.045	1:09.708
p8	12:57:42.976	2:35.319	1:10.852	

Lap	Time of Day	Lap Tm	S1	S2
(91) Deividson Graxa				
p1	12:33:31.536	2:19.224	1:06.927	

CRONOMETRAGEM

DIRETOR DE PROVA

COMISSARIOS

Orbits

www.cronoelo.com.br



CRONOELO
CRONOMETRAGEM

RESULTADO SUJEITO A VERIFICAÇÕES TÉCNICAS E OU DESPORTIVAS

Printed: 26/04/2013 13:17:23

Page 4/4