



# 2ª ETAPA SUPERBIKE SERIES BRASIL - 2013

26, 27 e 28 de abril - Interlagos - SP



## SUPERBIKE SERIES BRASIL 2a ETAPA 2013

600cc SuperSport

AUT J CARLOS PACE - INTERLAGOS 4,309 Km

2o TREINO CLASSIFICATORIO - 600cc SS

27/04/2013 16:05

Qualifying started at 16:21:16

Lap	Time of Day	Lap Tm	S1	S2
<b>(777) Douglas Figueiredo</b>				
1	16:24:48.756	1:44.342	50.520	53.822
2	16:26:33.349	1:44.593	50.444	54.149
3	16:28:17.067	<b>1:43.718</b>	<b>49.916</b>	<b>53.802</b>
p4	16:30:25.708	2:08.641	57.110	

<b>(66) Marcus Trotta</b>				
1	16:25:19.374	1:49.511	53.869	55.642
2	16:27:07.332	1:47.958	52.450	55.508
3	16:28:55.457	1:48.125	52.480	55.645
4	16:30:42.885	<b>1:47.428</b>	<b>52.433</b>	<b>54.995</b>
5	16:32:31.202	1:48.317	52.819	55.498
6	16:34:32.059	2:00.857	52.853	1:08.004
7	16:36:30.731	1:58.672	55.031	1:03.641
8	16:38:18.975	1:48.244	52.450	55.794
p9	16:40:38.818	2:19.843	1:00.037	

<b>(67) Marcos Senra</b>				
1	16:25:35.007	1:50.755	53.865	56.890
2	16:27:31.508	1:56.501	55.967	1:00.534
3	16:29:23.354	1:51.846	53.117	58.729
4	16:31:17.139	1:53.785	56.064	57.721
5	16:33:06.475	1:49.336	53.087	56.249
6	16:34:54.137	<b>1:47.662</b>	<b>52.276</b>	<b>55.386</b>
7	16:36:42.319	1:48.182	52.629	55.553
p8	16:38:54.056	2:11.737	56.089	

<b>(23) Ives Moraes</b>				
1	16:25:18.133	<b>1:47.996</b>	<b>52.129</b>	<b>55.867</b>
2	16:27:06.485	1:48.352	52.391	55.961
3	16:28:57.343	1:50.858	52.829	58.029
4	16:30:58.869	2:01.526	1:02.366	59.160
p5	16:33:21.896	2:23.027	53.691	

<b>(22) Alex Schultz</b>				
1	16:25:05.979	1:49.895	53.149	56.746
2	16:27:06.477	2:00.498	55.208	1:05.290
3	16:28:57.038	1:50.561	53.886	56.675
4	16:30:45.476	<b>1:48.438</b>	<b>52.747</b>	<b>55.691</b>
p5	16:33:06.583	2:21.107	1:01.532	

<b>(117) Dudu Costa Neto</b>				
1	16:25:42.809	1:51.416	53.636	57.780
2	16:27:34.171	1:51.362	54.455	56.907
p3	16:29:42.777	2:08.606	1:00.114	
4	16:33:32.966	3:50.189		57.104
5	16:35:21.842	<b>1:48.876</b>	<b>52.914</b>	55.962
6	16:37:12.304	1:50.462	53.025	57.437
7	16:39:01.416	1:49.112	53.428	<b>55.684</b>
p8	16:41:12.663	2:11.247	1:00.436	

<b>(19) Douglas Pecoraro</b>				
1	16:25:24.663	1:55.362	57.325	58.037
2	16:27:16.804	1:52.141	54.704	57.437
3	16:29:08.498	1:51.694	54.423	57.271
4	16:30:59.799	1:51.301	53.965	57.336
5	16:32:51.284	1:51.485	54.543	56.942
6	16:34:42.150	1:50.866	53.961	56.905
7	16:36:32.342	1:50.192	53.534	<b>56.658</b>
8	16:38:21.704	<b>1:49.362</b>	<b>52.595</b>	56.767
p9	16:40:42.322	2:20.618	1:02.745	

<b>(460) Cadu Colocci</b>				
1	16:25:46.600	1:52.316	54.667	57.649
2	16:27:39.796	1:53.196	54.194	59.002

3	16:29:32.706	1:52.910	55.475	57.435
4	16:31:26.514	1:53.808	54.522	59.286
5	16:33:19.176	1:52.662	54.718	57.944
6	16:35:09.017	<b>1:49.841</b>	<b>53.415</b>	<b>56.426</b>
7	16:37:01.699	1:52.682	54.062	58.620
8	16:38:53.005	1:51.306	54.467	56.839
p9	16:41:06.041	2:13.036	59.805	

<b>(13) Gabriel Peralta</b>				
1	16:26:12.078	1:53.487	55.020	58.467
2	16:28:05.215	1:53.137	54.794	58.343
3	16:29:57.408	1:52.193	54.233	57.960
4	16:31:51.097	1:53.689	54.535	59.154
5	16:33:42.880	1:51.783	53.626	58.157
6	16:35:34.530	1:51.650	54.824	56.826
7	16:37:24.428	<b>1:49.898</b>	<b>53.417</b>	<b>56.481</b>
p8	16:39:21.560	1:57.132	54.574	

<b>(111) Erika Cunha</b>				
1	16:26:10.930	1:53.878	55.652	58.226
2	16:28:03.848	1:52.918	55.055	57.863
3	16:29:56.428	1:52.580	55.265	57.315
p4	16:32:18.096	2:21.668	55.229	
5	16:35:27.148	3:09.052		56.843
6	16:37:18.946	1:51.798	54.454	57.344
7	16:39:09.210	<b>1:50.264</b>	<b>53.771</b>	<b>56.493</b>
p8	16:41:26.535	2:17.325	54.852	

<b>(96) Fabiano Carazzai</b>				
1	16:25:34.573	1:52.033	54.643	57.390
2	16:27:27.502	1:52.929	54.577	58.352
3	16:29:17.858	<b>1:50.356</b>	<b>53.185</b>	<b>57.171</b>
4	16:31:09.645	1:51.787	53.781	58.006
p5	16:33:16.218	2:06.573	54.548	

<b>(84) Rafael Jubram</b>				
1	16:26:49.887	2:31.040	1:30.739	1:00.301
2	16:28:44.897	1:55.010	56.482	58.528
3	16:30:39.904	1:55.007	55.044	59.963
4	16:32:32.401	1:52.497	54.236	58.261
5	16:34:24.998	1:52.597	54.723	57.874
6	16:36:17.013	1:52.015	54.470	57.545
7	16:38:08.797	1:51.784	54.357	57.427
8	16:39:59.441	<b>1:50.644</b>	<b>53.533</b>	<b>57.111</b>
p9	16:42:05.162	2:05.721	56.616	

<b>(74) Wilson Negrini</b>				
1	16:25:41.695	1:55.389	56.378	59.011
2	16:27:33.816	1:52.121	54.732	57.389
3	16:29:25.169	1:51.353	54.495	56.858
4	16:31:17.615	1:52.446	55.253	57.193
5	16:33:09.059	1:51.444	54.367	57.077
6	16:34:59.756	<b>1:50.697</b>	<b>53.446</b>	57.251
7	16:36:51.082	1:51.326	53.969	57.357
8	16:38:42.144	1:51.062	54.232	<b>56.830</b>
p9	16:40:48.066	2:05.922	56.039	

<b>(10) Antonio Carlos Franzen</b>				
1	16:25:56.824	1:54.624	54.910	59.714
2	16:27:49.533	1:52.709	54.035	58.674
3	16:29:40.582	1:51.049	53.207	57.842
4	16:31:32.809	1:52.227	53.472	58.755
5	16:33:23.619	<b>1:50.810</b>	52.913	57.897
6	16:35:14.604	1:50.985	53.202	<b>57.783</b>
p7	16:39:53.691	4:39.087	<b>52.654</b>	

CRONOMETRAGEM

DIRETOR DE PROVA

COMISSARIOS

Orbits

www.cronoelo.com.br

RESULTADO SUJEITO A VERIFICAÇÕES TÉCNICAS E OU DESPORTIVAS

Printed: 27/04/2013 17:04:20

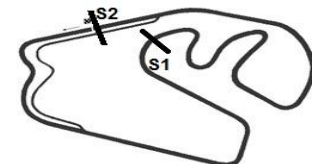


CRONOELO  
CRONOMETRAGEM



# 2ª ETAPA SUPERBIKE SERIES BRASIL - 2013

26, 27 e 28 de abril - Interlagos - SP



## SUPERBIKE SERIES BRASIL 2a ETAPA 2013

600cc SuperSport

AUT J CARLOS PACE - INTERLAGOS 4,309 Km

2o TREINO CLASSIFICATORIO - 600cc SS

27/04/2013 16:05

Qualifying started at 16:21:16

Lap	Time of Day	Lap Tm	S1	S2
<b>(38) Roberto Schatzman</b>				
1	16:26:22.273	1:58.922	58.891	1:00.031
2	16:28:17.677	1:55.404	56.096	59.308
3	16:30:14.339	1:56.662	57.080	59.582
4	16:32:09.468	1:55.129	56.341	58.788
5	16:34:02.191	1:52.723	55.008	57.715
6	16:35:53.549	<b>1:51.358</b>	<b>54.102</b>	<b>57.256</b>
7	16:38:10.344	2:16.795	1:19.112	57.683
8	16:40:02.823	1:52.479	54.845	57.634
p9	16:42:47.029	2:44.206	1:16.157	

Lap	Time of Day	Lap Tm	S1	S2
<b>(4) Diego Guimarães de Faria</b>				
1	16:25:30.797	1:57.661	57.697	59.964
2	16:27:25.123	1:54.326	55.898	58.428
3	16:29:22.538	1:57.415	54.457	1:02.958
p4	16:31:36.421	2:13.883	1:03.201	
5	16:36:06.455	4:30.034		58.970
6	16:38:00.512	1:54.057	54.770	59.287
7	16:39:52.174	<b>1:51.662</b>	<b>54.395</b>	<b>57.267</b>
p8	16:42:20.517	2:28.343	1:09.818	

Lap	Time of Day	Lap Tm	S1	S2
<b>(44) Edson Fibla</b>				
1	16:25:45.334	1:52.906	54.923	57.983
2	16:27:37.586	1:52.252	<b>53.858</b>	58.394
3	16:29:31.592	1:54.006	56.101	57.905
4	16:31:25.498	1:53.906	54.784	59.122
5	16:33:19.246	1:53.748	55.470	58.278
6	16:35:11.663	1:52.417	54.884	57.533
7	16:37:04.256	1:52.593	54.724	57.869
8	16:38:55.960	<b>1:51.704</b>	54.539	<b>57.165</b>
p9	16:41:09.401	2:13.441	58.637	

Lap	Time of Day	Lap Tm	S1	S2
<b>(419) Nicolas Barreto</b>				
1	16:26:43.049	2:04.138	1:01.873	1:02.265
2	16:28:40.043	1:56.994	57.163	59.831
3	16:30:35.552	1:55.509	56.667	58.842
4	16:32:30.344	1:54.792	56.095	58.697
5	16:34:27.678	1:57.334	<b>54.906</b>	1:02.428
6	16:36:21.060	1:53.382	55.512	57.870
7	16:38:13.610	<b>1:52.550</b>	54.938	<b>57.612</b>
p8	16:40:29.190	2:15.580	1:06.384	

Lap	Time of Day	Lap Tm	S1	S2
<b>(82) Gerson Campos</b>				
1	16:25:16.105	1:54.450	55.797	58.653
2	16:27:26.947	2:10.842	1:10.853	59.989
3	16:29:21.062	1:54.115	55.571	58.544
4	16:31:14.194	1:53.132	54.985	<b>58.147</b>
5	16:33:06.995	<b>1:52.801</b>	<b>54.568</b>	58.233
6	16:34:59.968	1:52.973	54.682	58.291
p7	16:37:27.741	2:27.773	1:01.767	

Lap	Time of Day	Lap Tm	S1	S2
<b>(83) Christian Cerciari</b>				
1	16:26:34.220	1:55.264	56.912	58.352
2	16:28:27.287	1:53.067	55.287	57.780
3	16:30:20.113	<b>1:52.826</b>	<b>55.280</b>	57.546
4	16:32:13.001	1:52.888	55.355	<b>57.533</b>
p5	16:35:42.644	3:29.643	55.752	

Lap	Time of Day	Lap Tm	S1	S2
<b>(98) Daniel Silingardi Lopes</b>				
1	16:25:31.139	1:55.396	56.309	59.087
2	16:27:28.465	1:57.326	56.041	1:01.285
3	16:29:23.795	1:55.330	55.664	59.666
4	16:31:18.639	1:54.844	56.354	58.490
5	16:33:12.979	1:54.340	55.487	58.853
6	16:35:07.362	1:54.383	<b>55.337</b>	59.046
7	16:37:01.576	1:54.214	55.471	58.743

Lap	Time of Day	Lap Tm	S1	S2
8	16:38:55.075	<b>1:53.499</b>	55.380	<b>58.119</b>
p9	16:41:04.573	2:09.498	56.773	

Lap	Time of Day	Lap Tm	S1	S2
<b>(61) Durval Careca</b>				
1	16:26:18.396	1:59.723	59.091	1:00.632
2	16:28:14.769	1:56.373	57.086	59.287
3	16:30:12.832	1:58.063	57.367	1:00.696
4	16:32:08.476	1:55.644	56.512	59.132
5	16:34:03.679	1:55.203	56.373	58.830
6	16:35:57.183	<b>1:53.504</b>	<b>55.246</b>	58.258
7	16:37:52.416	1:55.233	56.901	58.332
8	16:39:45.965	1:53.549	55.330	<b>58.219</b>
p9	16:42:18.775	2:32.810	1:10.487	

Lap	Time of Day	Lap Tm	S1	S2
<b>(90) Fabio Teixeira Neto</b>				
1	16:25:34.454	1:54.818	55.998	58.820
2	16:27:28.993	1:54.539	55.218	59.321
3	16:29:23.185	1:54.192	55.299	58.893
4	16:31:17.390	1:54.205	55.991	58.214
5	16:33:10.894	<b>1:53.504</b>	55.318	<b>58.186</b>
6	16:35:04.915	1:54.021	<b>55.111</b>	58.910
p7	16:37:20.477	2:15.562	56.972	

Lap	Time of Day	Lap Tm	S1	S2
<b>(89) Gustavo Sinzinger</b>				
1	16:25:43.914	1:59.727	58.298	1:01.429
2	16:27:39.692	1:55.778	56.530	59.248
3	16:29:35.188	1:55.496	56.247	59.249
4	16:31:29.539	1:54.351	55.574	58.777
5	16:33:23.382	1:53.843	55.456	58.387
6	16:35:16.944	<b>1:53.562</b>	55.430	<b>58.132</b>
7	16:37:11.382	1:54.438	<b>55.292</b>	59.146
8	16:39:05.116	1:53.734	55.599	58.135
p9	16:41:58.429	2:53.313	1:14.253	

Lap	Time of Day	Lap Tm	S1	S2
<b>(73) Pierre g. q. Balducci</b>				
1	16:51:18.742	2:01.780	1:01.003	1:00.777
p2	16:53:22.483	2:03.741	57.602	
3	16:56:09.416	2:46.933		58.707
4	16:58:03.501	1:54.085	<b>54.885</b>	59.200
5	16:59:57.140	<b>1:53.639</b>	55.116	<b>58.523</b>
6	17:01:52.968	1:55.828	55.461	1:00.367

Lap	Time of Day	Lap Tm	S1	S2
<b>(46) Jimmy Keller</b>				
1	16:25:41.601	1:57.285	56.937	1:00.348
2	16:27:37.545	1:55.944	56.431	59.513
3	16:29:31.633	1:54.088	55.240	<b>58.848</b>
4	16:31:26.430	1:54.797	55.344	59.453
5	16:33:21.803	1:55.373	56.464	58.909
6	16:35:15.601	<b>1:53.798</b>	<b>54.904</b>	58.894
p7	16:37:29.188	2:13.587	55.992	

Lap	Time of Day	Lap Tm	S1	S2
<b>(27) Sebastian Rochon</b>				
1	16:48:35.047	1:56.509	57.104	59.405
2	16:50:28.868	<b>1:53.821</b>	<b>55.490</b>	<b>58.331</b>
3	16:52:25.124	1:56.256	56.608	59.648
4	16:54:20.210	1:55.086	56.463	58.623
p5	16:56:24.045	2:03.835	55.540	

Lap	Time of Day	Lap Tm	S1	S2
<b>(8) Ricardo Bruniera</b>				
1	16:25:31.614	1:59.421	58.039	1:01.382
p2	16:27:39.040	2:07.426	56.398	
3	16:30:39.986	3:00.946		1:00.544
4	16:32:35.809	1:55.823	56.354	59.469
5	16:34:30.862	1:55.053	55.688	<b>59.365</b>
6	16:36:25.335	<b>1:54.473</b>	54.985	59.488
7	16:38:20.971	1:55.636	<b>54.887</b>	1:00.749

CRONOMETRAGEM

DIRETOR DE PROVA

COMISSARIOS

Orbits

www.cronoelo.com.br

RESULTADO SUJEITO A VERIFICAÇÕES TÉCNICAS E OU DESPORTIVAS

Printed: 27/04/2013 17:04:20

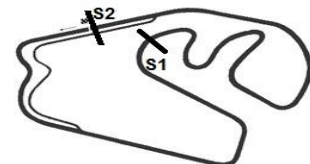


CRONOELO  
CRONOMETRAGEM



# 2ª ETAPA SUPERBIKE SERIES BRASIL - 2013

26, 27 e 28 de abril - Interlagos - SP



## SUPERBIKE SERIES BRASIL 2a ETAPA 2013

600cc SuperSport

AUT J CARLOS PACE - INTERLAGOS 4,309 Km

2o TREINO CLASSIFICATORIO - 600cc SS

27/04/2013 16:05

Qualifying started at 16:21:16

Lap	Time of Day	Lap Tm	S1	S2
p8	16:40:40.992	2:20.021	1:01.971	
<b>(1) Willians Jose Sales</b>				
1	16:26:00.053	2:04.820	1:02.235	1:02.585
p2	16:28:36.842	2:36.789	1:11.380	
p3	16:33:38.083	5:01.241		
4	16:37:53.338	4:15.255		1:00.537
5	16:39:48.243	<b>1:54.905</b>	<b>55.884</b>	<b>59.021</b>
p6	16:43:46.731	3:58.488	1:03.046	

Lap	Time of Day	Lap Tm	S1	S2
<b>(75) Fabricio de Castro</b>				
1	16:48:05.674	1:57.107	56.831	1:00.276
2	16:50:01.656	<b>1:55.982</b>	56.451	<b>59.531</b>
3	16:51:57.974	1:56.318	<b>56.438</b>	59.880
p4	16:54:09.422	2:11.448	58.892	

Lap	Time of Day	Lap Tm	S1	S2
<b>(25) Leonardo Nicolini</b>				
1	16:48:16.427	2:01.787	58.443	1:03.344
2	16:50:22.581	2:06.154	1:05.247	1:00.907
3	16:52:22.528	1:59.947	57.689	1:02.258
4	16:54:19.286	1:56.758	56.831	59.927
5	16:56:16.380	1:57.094	56.861	1:00.233
6	16:58:12.370	<b>1:55.990</b>	<b>56.533</b>	<b>59.457</b>
p7	17:00:23.098	2:10.728	57.325	

Lap	Time of Day	Lap Tm	S1	S2
<b>(50) Rodrigo Cesar Volpon</b>				
1	16:26:07.025	1:59.151	58.073	1:01.078
2	16:28:14.687	2:07.662	57.868	1:09.794
3	16:30:13.278	1:58.591	57.012	1:01.579
4	16:32:10.805	1:57.527	56.930	1:00.597
5	16:34:07.713	1:56.908	56.618	1:00.290
6	16:36:04.498	1:56.785	56.591	1:00.194
7	16:38:00.583	1:56.085	<b>56.220</b>	59.865
8	16:39:56.801	<b>1:56.218</b>	56.657	<b>59.561</b>
p9	16:43:33.985	3:37.184	2:04.663	

Lap	Time of Day	Lap Tm	S1	S2
<b>(28) Rodrigo Faria</b>				
1	16:49:12.667	1:58.006	57.887	<b>1:00.119</b>
2	16:51:10.056	<b>1:57.389</b>	<b>57.172</b>	1:00.217
3	16:53:14.624	2:04.568	58.501	1:06.067
p4	16:55:24.999	2:10.375	58.478	
5	16:58:57.274	3:32.275		1:03.309
6	17:00:57.277	2:00.003	58.546	1:01.457
p7	17:03:18.539	2:21.262	1:06.705	

Lap	Time of Day	Lap Tm	S1	S2
<b>(265) Julio Fortunato</b>				
1	16:48:24.348	2:03.218	59.883	1:03.335
2	16:50:28.464	2:04.116	59.744	1:04.372
3	16:52:32.067	2:03.603	59.850	1:03.753
4	16:54:34.422	2:02.355	59.408	1:02.947
5	16:56:36.152	2:01.730	58.937	1:02.793
6	16:58:37.681	2:01.529	58.875	1:02.654
7	17:00:37.521	1:59.840	58.936	1:00.904
8	17:02:35.770	<b>1:58.249</b>	<b>57.735</b>	<b>1:00.514</b>

Lap	Time of Day	Lap Tm	S1	S2
<b>(85) Lucas Moyses</b>				
1	16:48:25.307	2:03.264	1:00.171	1:03.093
2	16:50:28.761	2:03.454	59.107	1:04.347
3	16:52:31.728	2:02.967	59.882	1:03.085
4	16:54:31.205	1:59.477	58.018	1:01.459
5	16:56:33.127	2:01.922	58.912	1:03.010
6	16:58:35.540	2:02.413	59.777	1:02.636
7	17:00:34.208	1:58.668	<b>57.620</b>	1:01.048
8	17:02:32.717	<b>1:58.509</b>	58.018	<b>1:00.491</b>

Lap	Time of Day	Lap Tm	S1	S2
<b>(93) Luiz Agnaldo Genari</b>				

Lap	Time of Day	Lap Tm	S1	S2
1	16:48:25.552	2:01.626	58.874	1:02.752
2	16:50:28.961	2:03.409	59.319	1:04.090
3	16:52:32.391	2:03.430	1:00.197	1:03.233
4	16:54:34.135	2:01.744	59.548	1:02.196
5	16:56:34.303	2:00.168	<b>57.988</b>	1:02.180
6	16:58:36.312	2:02.009	59.729	1:02.280
7	17:00:35.263	<b>1:58.951</b>	58.232	<b>1:00.719</b>
8	17:02:34.260	1:58.997	58.067	1:00.930

Lap	Time of Day	Lap Tm	S1	S2
<b>(72) Luiz Gustavo Rosati</b>				
1	16:48:50.630	2:02.865	59.860	1:03.005
2	16:50:52.983	2:02.353	59.597	1:02.756
3	16:52:55.042	2:02.059	1:00.474	1:01.585
4	16:54:56.262	2:01.220	59.326	1:01.894
5	16:56:56.635	2:00.373	59.278	1:01.095
6	16:59:00.306	2:03.671	1:02.097	1:01.574
7	17:00:59.660	<b>1:59.354</b>	<b>58.379</b>	<b>1:00.975</b>
p8	17:03:32.457	2:32.797	1:06.252	

Lap	Time of Day	Lap Tm	S1	S2
<b>(77) Felipe Todeschini</b>				
1	16:48:15.681	2:07.421	1:02.846	1:04.575
2	16:50:21.358	2:05.677	1:02.054	1:03.623
3	16:52:25.020	2:03.662	1:00.922	1:02.740
4	16:54:28.936	2:03.916	1:00.678	1:03.238
5	16:56:32.481	2:03.545	1:00.785	1:02.760
6	16:58:36.139	2:03.658	1:00.120	1:03.538
7	17:00:38.737	2:02.598	1:01.023	1:01.575
8	17:02:39.501	<b>2:00.764</b>	<b>59.401</b>	<b>1:01.363</b>

Lap	Time of Day	Lap Tm	S1	S2
<b>(26) Carlos Pereira</b>				
1	16:48:16.163	2:06.851	1:02.183	1:04.668
2	16:50:20.264	2:04.101	1:00.949	1:03.152
3	16:52:22.248	2:01.984	59.662	1:02.322
4	16:54:23.701	2:01.453	59.087	1:02.366
5	16:56:26.175	2:02.474	59.614	1:02.860
6	16:58:27.558	2:01.383	59.407	<b>1:01.976</b>
7	17:00:28.398	<b>2:00.840</b>	<b>58.807</b>	1:02.033
8	17:02:29.453	2:01.055	59.060	1:01.995

Lap	Time of Day	Lap Tm	S1	S2
<b>(17) Henrique Melo</b>				
1	16:48:17.174	2:08.045	1:03.109	1:04.936
2	16:50:22.867	2:05.693	1:00.949	1:04.744
3	16:52:27.130	2:04.263	1:00.696	1:03.567
4	16:54:30.444	2:03.314	1:00.205	1:03.109
5	16:56:33.980	2:03.536	1:00.160	1:03.376
6	16:58:37.607	2:03.627	1:00.377	1:03.250
7	17:00:40.380	2:02.773	59.994	1:02.779
8	17:02:42.429	<b>2:02.049</b>	<b>59.669</b>	<b>1:02.380</b>

Lap	Time of Day	Lap Tm	S1	S2
<b>(999) Marcos Fortunato</b>				
1	16:48:17.440	2:04.913	1:00.262	1:04.651
2	16:50:35.088	2:17.648	1:14.824	<b>1:02.824</b>
3	16:52:40.326	2:05.238	1:01.309	1:03.929
4	16:54:43.476	2:03.150	59.049	1:04.101
5	16:56:47.271	2:03.795	58.967	1:04.828
6	16:59:25.130	2:37.859	1:31.743	1:06.116
7	17:01:27.578	<b>2:02.448</b>	<b>58.887</b>	1:03.561
p8	17:03:55.903	2:28.325	1:09.603	

Lap	Time of Day	Lap Tm	S1	S2
<b>(51) Fabio Romero</b>				
1	16:49:22.887	2:10.840	1:04.511	1:06.329
2	16:51:26.721	2:03.834	1:00.160	<b>1:03.674</b>
3	16:53:30.501	<b>2:03.780</b>	<b>59.692</b>	1:04.088
4	16:55:36.477	2:05.976	1:00.673	1:05.303
p5	16:58:03.335	2:26.858	1:04.302	
6	17:01:54.084	3:50.749		1:03.694

CRONOMETRAGEM

DIRETOR DE PROVA

COMISSARIOS

Orbits

www.cronoelo.com.br

RESULTADO SUJEITO A VERIFICAÇÕES TÉCNICAS E OU DESPORTIVAS

Printed: 27/04/2013 17:04:20

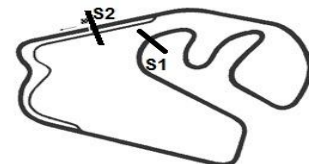


CRONOELO  
CRONOMETRAGEM



# 2ª ETAPA SUPERBIKE SERIES BRASIL - 2013

26, 27 e 28 de abril - Interlagos - SP



## SUPERBIKE SERIES BRASIL 2a ETAPA 2013

600cc SuperSport

AUT J CARLOS PACE - INTERLAGOS 4,309 Km

2o TREINO CLASSIFICATORIO - 600cc SS

27/04/2013 16:05

Qualifying started at 16:21:16

Lap	Time of Day	Lap Tm	S1	S2	Lap	Time of Day	Lap Tm	S1	S2
<u>(11) Manuel Romão</u>									
1	16:48:38.706	2:14.118	1:05.970	1:08.148					
2	16:50:50.376	2:11.670	1:04.232	1:07.438					
3	16:53:02.489	2:12.113	1:05.406	1:06.707					
4	16:55:12.998	2:10.509	1:04.114	1:06.395					
5	16:57:23.482	2:10.484	1:04.485	<b>1:05.999</b>					
6	16:59:33.629	<b>2:10.147</b>	<b>1:03.285</b>	1:06.862					
7	17:01:45.858	2:12.229	1:05.816	1:06.413					

