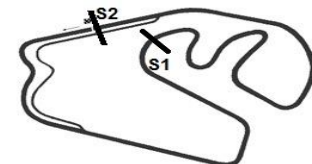




# 2ª ETAPA SUPERBIKE SERIES BRASIL - 2013

26, 27 e 28 de abril - Interlagos - SP



## SUPERBIKE SERIES BRASIL 2a ETAPA 2013

600cc SuperSport

AUT J CARLOS PACE - INTERLAGOS 4,309 Km

1o TREINO CLASSIFICATORIO - 600cc SS

27/04/2013 10:25

Qualifying (45:00 Time) started at 10:30:47

Lap	Time of Day	Lap Tm	S1	S2
<b>(9) André Verissimo</b>				
1	10:38:00.688	1:51.413	56.268	55.145
2	10:39:45.583	1:44.895	50.970	53.925
p3	10:42:11.175	2:25.592	53.908	
4	10:45:43.209	3:32.034		56.396
5	10:47:27.707	1:44.498	50.509	53.989
6	10:49:11.948	<b>1:44.241</b>	<b>50.390</b>	<b>53.851</b>
p7	10:51:35.437	2:23.489	1:09.473	

<b>(777) Douglas Figueiredo</b>				
1	10:34:25.652	1:45.124	50.732	54.392
2	10:36:10.364	<b>1:44.712</b>	<b>50.714</b>	<b>53.998</b>
p3	10:38:07.223	1:56.859	55.696	

<b>(23) Ives Moraes</b>				
1	10:34:33.100	1:47.660	52.238	55.422
2	10:36:25.471	1:52.371	52.307	1:00.064
3	10:38:16.426	1:50.955	54.441	56.514
4	10:40:03.955	1:47.529	52.252	55.277
5	10:41:51.820	1:47.865	52.206	55.659
6	10:43:46.331	1:54.511	55.864	58.647
7	10:45:33.052	<b>1:46.721</b>	<b>51.689</b>	<b>55.032</b>
8	10:47:28.901	1:55.849	56.643	59.206
9	10:49:15.891	1:46.990	51.799	55.191
p10	10:51:41.816	2:25.925	1:06.906	

<b>(66) Marcus Trotta</b>				
1	10:34:40.342	1:49.556	53.712	55.844
2	10:36:28.671	1:48.329	52.864	55.465
3	10:38:16.530	1:47.859	52.430	55.429
4	10:40:09.618	1:53.088	55.163	57.925
5	10:41:57.253	1:47.635	52.541	55.094
6	10:43:45.003	1:47.750	52.227	55.523
7	10:45:32.069	<b>1:47.066</b>	<b>52.223</b>	<b>54.843</b>
8	10:47:21.235	1:49.166	53.398	55.768
p9	10:49:29.851	2:08.616	52.666	

<b>(117) Dudu Costa Neto</b>				
p1	10:35:33.725	2:03.333	53.718	
2	10:38:05.812	2:32.087		56.174
3	10:39:53.759	1:47.947	52.533	55.414
4	10:41:41.636	1:47.877	52.495	<b>55.382</b>
p5	10:43:40.174	1:58.538	<b>52.208</b>	
6	10:46:58.707	3:18.533		57.217
7	10:48:46.372	<b>1:47.665</b>	52.236	55.429
p8	10:50:51.529	2:05.157	57.686	

<b>(22) Alex Schultz</b>				
1	10:34:50.043	1:50.409	53.900	56.509
2	10:36:41.955	1:51.912	53.563	58.349
3	10:38:31.849	1:49.894	54.223	55.671
4	10:40:19.934	1:48.085	52.692	55.393
5	10:42:07.738	<b>1:47.804</b>	<b>52.442</b>	<b>55.362</b>
p6	10:44:36.909	2:29.171	1:04.490	

<b>(96) Fabiano Carazzai</b>				
1	10:34:42.555	1:50.291	53.849	56.442
2	10:36:32.106	1:49.551	53.005	56.546
3	10:38:22.091	1:49.985	53.631	<b>56.354</b>
4	10:40:11.117	<b>1:49.026</b>	<b>52.631</b>	56.395
p5	10:42:13.763	2:02.646	53.079	

<b>(10) Antonio Carlos Franzen</b>				
1	10:35:14.479	1:55.319	54.983	1:00.336
2	10:37:10.403	1:55.924	57.690	58.234

Lap	Time of Day	Lap Tm	S1	S2
3	10:38:59.981	1:49.578	53.029	<b>56.549</b>
4	10:40:49.458	<b>1:49.477</b>	<b>52.433</b>	57.044

<b>(67) Marcos Senra</b>				
1	10:35:19.476	1:53.421	54.730	58.691
2	10:37:10.423	1:50.947	53.749	57.198
3	10:39:00.034	<b>1:49.611</b>	<b>53.569</b>	<b>56.042</b>
4	10:40:53.349	1:53.315	55.266	58.049
5	10:42:44.378	1:51.029	53.868	57.161
6	10:44:34.802	1:50.424	53.964	56.460
7	10:46:24.971	1:50.169	53.755	56.414
p8	10:48:39.087	2:14.116	56.930	

<b>(19) Douglas Pecoraro</b>				
1	10:35:37.532	1:59.019	59.687	59.332
2	10:37:43.864	2:06.332	1:08.651	57.681
3	10:39:41.863	1:57.999	1:01.486	56.513
4	10:41:33.025	1:51.162	54.101	57.061
5	10:43:23.083	1:50.058	53.751	<b>56.307</b>
6	10:45:13.298	1:50.215	53.816	56.399
7	10:47:03.248	<b>1:49.950</b>	<b>52.933</b>	57.017
8	10:48:53.463	1:50.215	53.035	57.180
p9	10:51:12.234	2:18.771	1:03.877	

<b>(74) Wilson Negrini</b>				
1	10:35:20.051	1:57.708	58.218	59.490
2	10:37:13.292	1:53.241	55.032	58.209
3	10:39:04.744	1:51.452	54.574	56.878
4	10:40:54.751	<b>1:50.007</b>	<b>53.411</b>	<b>56.596</b>
5	10:42:46.407	1:51.656	53.884	57.772
6	10:44:38.898	1:52.491	55.244	57.247
7	10:46:30.928	1:52.030	54.831	57.199
p8	10:48:37.871	2:06.943	54.644	

<b>(460) Cadu Colocci</b>				
1	10:37:17.061	2:00.025	59.860	1:00.165
2	10:39:10.702	1:53.641	55.463	58.178
3	10:41:02.357	1:51.655	54.806	56.849
4	10:42:53.694	1:51.337	53.409	57.928
p5	10:44:52.797	1:59.103	54.484	
6	10:48:10.737	3:17.940		57.076
7	10:50:03.196	1:52.459	54.064	58.395
p8	10:52:07.363	2:04.167	54.851	
9	10:59:36.722	7:29.359		57.660
10	11:01:27.291	1:50.569	53.754	56.815
11	11:03:18.401	1:51.110	<b>53.098</b>	58.012
12	11:05:08.869	<b>1:50.468</b>	53.531	56.937
13	11:07:01.597	1:52.728	56.472	<b>56.256</b>
14	11:09:16.532	2:14.935	1:17.723	57.212
15	11:11:07.309	1:50.777	53.540	57.237
16	11:12:58.571	1:51.262	53.974	57.288

<b>(4) Diego Guimarães de Faria</b>				
1	10:35:21.070	1:58.470	58.280	1:00.190
2	10:37:14.725	1:53.655	55.970	57.685
3	10:39:07.440	1:52.715	54.504	58.211
4	10:41:13.305	2:05.865	1:08.224	57.641
5	10:43:05.505	1:52.200	54.411	57.789
6	10:44:56.472	<b>1:50.967</b>	<b>54.000</b>	<b>56.967</b>
p7	10:47:09.962	2:13.490	1:01.572	

<b>(83) Christian Cerciar</b>				
1	10:40:10.018	1:55.162	56.526	58.636
2	10:42:04.325	1:54.307	55.517	58.790
3	10:43:57.453	1:53.128	55.645	57.483
4	10:45:49.469	1:52.016	55.048	56.968

CRONOMETRAGEM

DIRETOR DE PROVA

COMISSARIOS

Orbits

www.cronoelo.com.br

RESULTADO SUJEITO A VERIFICAÇÕES TÉCNICAS E OU DESPORTIVAS

Printed: 27/04/2013 11:14:08



CRONOELO  
CRONOMETRAGEM



# 2ª ETAPA SUPERBIKE SERIES BRASIL - 2013

26, 27 e 28 de abril - Interlagos - SP



## SUPERBIKE SERIES BRASIL 2a ETAPA 2013

600cc SuperSport

AUT J CARLOS PACE - INTERLAGOS 4,309 Km

1o TREINO CLASSIFICATORIO - 600cc SS

27/04/2013 10:25

Qualifying (45:00 Time) started at 10:30:47

Lap	Time of Day	Lap Tm	S1	S2
5	10:47:40.575	<b>1:51.106</b>	<b>54.401</b>	<b>56.705</b>
6	10:49:32.119	1:51.544	54.729	56.815
p7	10:52:04.141	2:32.022	1:04.960	

(111) Erika Cunha				
Lap	Time of Day	Lap Tm	S1	S2
1	10:38:35.096	1:53.433	55.421	58.012
2	10:40:27.272	1:52.176	54.668	57.508
3	10:42:19.199	1:51.927	54.473	57.454
4	10:44:11.984	1:52.785	55.463	57.322
5	10:46:03.141	<b>1:51.157</b>	<b>53.896</b>	57.261
6	10:48:00.815	1:57.674	1:00.703	<b>56.971</b>
p7	10:50:02.466	2:01.651	54.377	

(82) Gerson Campos				
Lap	Time of Day	Lap Tm	S1	S2
1	10:36:17.601	2:03.682	1:03.740	59.942
2	10:38:11.245	1:53.644	55.841	57.803
3	10:40:02.790	1:51.545	54.383	<b>57.162</b>
4	10:41:54.101	<b>1:51.311</b>	<b>53.979</b>	57.332
p5	10:44:23.688	2:29.587	1:04.240	

(38) Roberto Schatzman				
Lap	Time of Day	Lap Tm	S1	S2
1	10:35:27.224	1:56.718	56.291	1:00.427
2	10:37:21.160	1:53.936	55.284	58.652
3	10:39:13.917	1:52.757	54.392	58.365
4	10:41:07.126	1:53.209	55.822	57.387
5	10:42:58.565	1:51.439	54.318	<b>57.121</b>
6	10:44:51.427	1:52.862	55.338	57.524
7	10:46:42.802	<b>1:51.375</b>	<b>53.595</b>	57.780
p8	10:49:16.659	2:33.857	1:01.447	

(44) Edson Fibla				
Lap	Time of Day	Lap Tm	S1	S2
1	10:35:28.265	1:57.882	58.457	59.425
2	10:37:21.308	1:53.043	54.748	58.295
3	10:39:14.122	1:52.814	54.611	58.203
4	10:41:05.665	<b>1:51.543</b>	54.755	<b>56.788</b>
5	10:42:57.769	1:52.104	54.472	57.632
6	10:44:49.843	1:52.074	<b>54.332</b>	57.742
p7	10:46:53.945	2:04.102	54.885	

(46) Jimmy Keller				
Lap	Time of Day	Lap Tm	S1	S2
1	10:35:24.346	1:57.589	56.603	1:00.986
2	10:37:19.717	1:55.371	56.308	59.063
3	10:39:13.517	1:53.800	55.116	58.684
4	10:41:05.629	1:52.112	<b>54.456</b>	57.656
5	10:42:58.398	1:52.769	55.163	57.606
6	10:44:51.202	1:52.804	54.665	58.139
7	10:46:43.099	<b>1:51.897</b>	54.726	<b>57.171</b>
p8	10:49:17.014	2:33.915	1:02.460	

(84) Rafael Jubram				
Lap	Time of Day	Lap Tm	S1	S2
1	10:35:27.055	1:56.944	56.123	1:00.821
2	10:37:20.792	1:53.737	54.907	58.830
3	10:39:12.951	1:52.159	54.414	57.745
4	10:41:04.959	<b>1:52.008</b>	54.289	57.719
5	10:42:57.297	1:52.338	54.681	<b>57.657</b>
p6	10:45:00.208	2:02.911	<b>54.288</b>	

(61) Durval Careca				
Lap	Time of Day	Lap Tm	S1	S2
1	10:35:35.526	1:56.340	56.737	59.603
2	10:37:31.199	1:55.673	56.436	59.237
3	10:39:26.052	1:54.853	55.756	59.097
4	10:41:18.267	<b>1:52.215</b>	54.886	<b>57.329</b>
5	10:43:10.945	1:52.678	<b>54.467</b>	58.211
6	10:45:04.345	1:53.400	54.721	58.679
p7	10:47:21.777	2:17.432	54.921	

(419) Nicolas Barreto				
Lap	Time of Day	Lap Tm	S1	S2
1	10:34:59.124	1:55.949	56.568	59.381
2	10:36:54.526	1:55.402	55.419	59.983
3	10:38:48.243	1:53.717	55.549	58.168
4	10:40:40.800	<b>1:52.557</b>	<b>54.925</b>	<b>57.632</b>
p5	10:42:54.923	2:14.123	55.792	

(98) Daniel Silingardi Lopes				
Lap	Time of Day	Lap Tm	S1	S2
1	10:35:18.003	1:59.779	58.799	1:00.980
2	10:37:13.385	1:55.382	56.771	58.611
3	10:39:06.524	<b>1:53.139</b>	55.043	<b>58.096</b>
4	10:41:00.075	1:53.551	55.179	58.372
5	10:42:54.820	1:54.745	55.201	59.544
6	10:44:48.592	1:53.772	<b>54.983</b>	58.789
7	10:46:49.458	2:00.866	56.091	1:04.775
8	10:48:45.826	1:56.368	56.550	59.818
p9	10:50:54.068	2:08.242	58.890	

(13) Gabriel Peralta				
Lap	Time of Day	Lap Tm	S1	S2
1	10:38:56.774	1:54.718	57.099	<b>57.619</b>
2	10:40:50.068	<b>1:53.294</b>	55.092	58.202
p3	10:43:05.183	2:15.115	<b>54.209</b>	
p4	10:46:48.677	3:43.494		

(89) Gustavo Sinzinger				
Lap	Time of Day	Lap Tm	S1	S2
1	10:37:36.448	2:04.275	1:02.354	1:01.921
2	10:39:33.799	1:57.351	57.822	59.529
3	10:41:28.858	1:55.059	56.237	58.822
4	10:43:23.136	1:54.278	55.704	58.574
5	10:45:17.552	1:54.416	55.725	58.691
6	10:47:11.354	<b>1:53.802</b>	<b>55.299</b>	<b>58.503</b>
7	10:49:05.486	1:54.132	55.533	58.599
p8	10:52:03.594	2:58.108	1:21.337	

(75) Fabricio de Castro				
Lap	Time of Day	Lap Tm	S1	S2
1	10:58:57.668	1:59.685	57.324	1:02.361
2	11:00:53.830	1:56.162	57.577	<b>58.585</b>
3	11:02:49.330	1:55.500	56.241	59.259
4	11:04:44.074	1:54.744	55.928	58.816
5	11:06:38.921	1:54.847	55.518	59.329
6	11:08:34.789	1:55.868	57.085	58.783
7	11:10:29.720	1:54.931	<b>55.402</b>	59.529
8	11:12:24.404	<b>1:54.684</b>	55.973	58.711

(90) Fabio Teixeira Neto				
Lap	Time of Day	Lap Tm	S1	S2
1	10:44:18.068	10:14.595		1:02.654
2	10:46:13.578	1:55.510	56.474	<b>59.036</b>
3	10:48:08.705	1:55.127	56.046	59.081
4	10:50:03.525	<b>1:54.820</b>	<b>55.752</b>	59.068
p5	10:52:23.671	2:20.146	55.918	

(8) Ricardo Bruniera				
Lap	Time of Day	Lap Tm	S1	S2
1	10:35:35.462	1:59.626	56.739	1:02.887
2	10:37:30.931	1:55.469	56.128	59.341
3	10:39:26.126	1:55.195	55.699	59.496
4	10:41:21.092	<b>1:54.966</b>	56.076	<b>58.890</b>
p5	10:43:35.495	2:14.403	<b>55.544</b>	

(25) Leonardo Nicolini				
Lap	Time of Day	Lap Tm	S1	S2
1	10:59:45.265	2:01.050	1:01.059	59.991
2	11:01:45.104	1:59.839	58.495	1:01.344
3	11:03:41.352	1:56.248	56.669	59.579
4	11:05:37.223	1:55.871	56.295	59.576
5	11:07:32.493	<b>1:55.270</b>	56.392	<b>58.878</b>
6	11:09:29.470	1:56.977	56.221	1:00.756
7	11:11:24.799	1:55.329	<b>56.086</b>	59.243

CRONOMETRAGEM

DIRETOR DE PROVA

COMISSARIOS

Orbits

www.cronoelo.com.br

RESULTADO SUJEITO A VERIFICAÇÕES TÉCNICAS E OU DESPORTIVAS

Printed: 27/04/2013 11:14:08

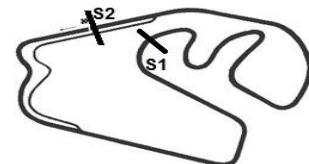


CRONOELO  
CRONOMETRAGEM



# 2ª ETAPA SUPERBIKE SERIES BRASIL - 2013

26, 27 e 28 de abril - Interlagos - SP



## SUPERBIKE SERIES BRASIL 2a ETAPA 2013

600cc SuperSport

AUT J CARLOS PACE - INTERLAGOS 4,309 Km

1o TREINO CLASSIFICATORIO - 600cc SS

27/04/2013 10:25

Qualifying (45:00 Time) started at 10:30:47

Lap	Time of Day	Lap Tm	S1	S2
8	11:13:23.694	1:58.895	57.353	1:01.542

### (73) Pierre g. Balducci

1	11:00:59.030	2:09.717	1:05.521	1:04.196
2	11:02:59.205	2:00.175	58.249	1:01.926
3	11:04:56.501	1:57.296	57.272	1:00.024
4	11:06:53.226	1:56.725	56.819	59.906
5	11:08:49.307	1:56.081	56.195	59.886
6	11:10:46.115	1:56.808	56.539	1:00.269
7	11:12:41.469	<b>1:55.354</b>	<b>56.034</b>	<b>59.320</b>

### (1) Willians Jose Sales

p1	10:37:00.944	2:32.832		
2	10:40:44.963	3:44.019		59.979
3	10:42:42.229	1:57.266	<b>56.537</b>	1:00.729
4	10:44:38.086	1:55.857	56.613	59.244
5	10:46:33.832	<b>1:55.746</b>	56.634	<b>59.112</b>
p6	10:48:44.801	2:10.969	56.808	

### (50) Rodrigo Cesar Volpon

1	10:37:38.329	2:01.609	59.720	1:01.889
2	10:39:35.656	<b>1:57.327</b>	57.214	<b>1:00.113</b>
3	10:41:33.977	1:58.321	57.503	1:00.818
4	10:43:32.879	1:58.902	57.679	1:01.223
5	10:45:30.533	1:57.654	<b>57.136</b>	1:00.518
p6	10:47:43.416	2:12.883	57.847	

### (28) Rodrigo Faria

1	10:59:05.375	<b>1:57.807</b>	58.132	<b>59.675</b>
2	11:01:04.071	1:58.696	58.015	1:00.681
p3	11:03:14.031	2:09.960	58.711	
4	11:06:11.199	2:57.168		1:00.016
5	11:08:09.537	1:58.338	<b>57.312</b>	1:01.026
6	11:10:07.952	1:58.415	58.188	1:00.227
p7	11:12:20.946	2:12.994	58.030	

### (72) Luiz Gustavo Rosati

1	10:59:38.544	2:04.290	1:01.527	1:02.763
2	11:01:39.855	2:01.311	59.968	1:01.343
3	11:03:45.121	2:05.266	<b>58.153</b>	1:07.113
4	11:05:45.176	2:00.055	59.128	1:00.927
5	11:07:44.541	1:59.365	58.693	1:00.672
6	11:09:42.755	<b>1:58.214</b>	58.373	<b>59.841</b>
7	11:11:41.697	1:58.942	58.264	1:00.678
8	11:13:40.404	1:58.707	58.701	1:00.006

### (85) Lucas Moyses

1	10:59:21.178	2:06.655	1:02.298	1:04.357
2	11:01:19.440	<b>1:58.262</b>	<b>57.218</b>	1:01.044
3	11:03:19.296	1:59.856	58.121	1:01.735
4	11:05:18.913	1:59.617	57.870	1:01.747
5	11:07:18.185	1:59.272	59.202	<b>1:00.070</b>
p6	11:09:32.714	2:14.529	57.968	

### (265) Julio Fortunato

1	10:58:57.344	2:04.735	1:00.564	1:04.171
2	11:00:57.917	2:00.573	58.854	1:01.719
3	11:02:58.920	2:01.003	59.042	1:01.961
4	11:05:00.007	2:01.087	59.367	1:01.720
5	11:07:00.590	2:00.583	58.557	1:02.026
6	11:08:59.812	1:59.222	58.034	1:01.188
7	11:10:58.444	<b>1:58.632</b>	57.753	<b>1:00.879</b>
8	11:12:58.591	2:00.147	<b>57.260</b>	1:02.887

### (27) Sebastian Rochon

1	10:59:48.623	2:03.892	1:00.815	1:03.077
---	--------------	----------	----------	----------

Lap	Time of Day	Lap Tm	S1	S2
2	11:01:48.780	2:00.157	58.463	1:01.694
3	11:03:49.993	2:01.213	58.287	1:02.926
4	11:05:51.264	2:01.271	59.896	1:01.375
5	11:07:50.639	<b>1:59.375</b>	<b>58.167</b>	<b>1:01.208</b>
6	11:09:50.204	1:59.565	58.320	1:01.245
p7	11:12:18.762	2:28.558	1:13.038	

### (93) Luiz Agnaldo Genari

1	10:59:13.829	2:02.546	59.422	1:03.124
2	11:01:17.092	2:03.263	1:00.660	1:02.603
3	11:03:18.440	2:01.348	59.245	1:02.103
4	11:05:18.318	<b>1:59.878</b>	<b>58.312</b>	<b>1:01.566</b>
5	11:07:20.606	2:02.288	59.567	1:02.721
p6	11:09:37.181	2:16.575	59.285	

### (77) Felipe Todeschini

1	10:59:25.362	2:13.176	1:04.368	1:08.808
2	11:01:28.850	2:03.488	1:00.510	1:02.978
3	11:03:29.758	2:00.908	59.552	1:01.356
4	11:05:30.087	<b>2:00.329</b>	59.693	<b>1:00.636</b>
5	11:07:30.938	2:00.851	59.806	1:01.045
6	11:09:31.574	2:00.636	59.355	1:01.281
7	11:11:32.150	2:00.576	<b>58.440</b>	1:02.136
8	11:13:34.961	2:02.811	59.734	1:03.077

### (999) Marcos Fortunato

1	10:58:57.350	2:01.694	<b>57.699</b>	1:03.995
2	11:00:58.994	2:01.644	59.174	1:02.470
3	11:03:01.261	2:02.267	59.030	1:03.237
4	11:05:05.685	2:14.424	1:11.042	1:03.382
5	11:07:16.262	<b>2:00.577</b>	57.821	1:02.756
6	11:09:16.868	2:00.606	58.518	<b>1:02.088</b>
7	11:11:23.488	2:06.620	1:02.150	1:04.470
8	11:13:28.480	2:04.992	58.398	1:06.594

### (17) Henrique Melo

1	10:59:13.662	2:05.529	1:01.795	1:03.734
2	11:01:19.292	2:05.630	1:00.039	1:05.591
3	11:03:22.621	2:03.329	59.723	1:03.606
4	11:05:24.429	<b>2:01.808</b>	59.220	<b>1:02.588</b>
5	11:07:28.329	2:03.900	1:00.450	1:03.450
6	11:09:30.316	2:01.987	59.183	1:02.804
7	11:11:32.128	2:01.812	<b>58.753</b>	1:03.059
8	11:13:34.394	2:02.266	59.121	1:03.145

### (26) Carlos Pereira

1	10:59:43.547	2:06.693	1:02.557	1:04.136
2	11:01:47.167	2:03.620	1:00.006	1:03.614
3	11:03:49.780	2:02.613	59.711	1:02.902
4	11:05:52.370	2:02.590	59.851	1:02.739
5	11:07:54.348	2:01.978	<b>59.300</b>	1:02.678
6	11:09:56.471	2:02.123	59.524	1:02.599
7	11:11:58.424	<b>2:01.953</b>	59.712	<b>1:02.241</b>

### (51) Fabio Romero

1	10:59:49.389	2:05.489	1:01.186	1:04.303
2	11:01:52.411	2:03.022	59.905	1:03.117
3	11:03:55.249	<b>2:02.838</b>	<b>59.572</b>	1:03.266
4	11:05:58.203	2:02.954	59.939	<b>1:03.015</b>
5	11:08:02.616	2:04.413	1:00.402	1:04.011
6	11:10:06.883	2:04.267	1:00.469	1:03.798
p7	11:12:29.378	2:22.495	1:00.529	

### (11) Manuel Romão

1	11:00:05.619	2:14.639	1:06.296	1:08.343
2	11:02:16.389	2:10.770	1:03.774	1:06.996

CRONOMETRAGEM

DIRETOR DE PROVA

COMISSARIOS

Orbits

www.cronoelo.com.br

RESULTADO SUJEITO A VERIFICAÇÕES TÉCNICAS E OU DESPORTIVAS

Printed: 27/04/2013 11:14:08

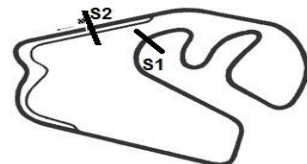


CRONOELO  
CRONOMETRAGEM



# 2ª ETAPA SUPERBIKE SERIES BRASIL - 2013

26, 27 e 28 de abril - Interlagos - SP



## SUPERBIKE SERIES BRASIL 2a ETAPA 2013

600cc SuperSport

AUT J CARLOS PACE - INTERLAGOS 4,309 Km

1o TREINO CLASSIFICATORIO - 600cc SS

27/04/2013 10:25

Qualifying (45:00 Time) started at 10:30:47

Lap	Time of Day	Lap Tm	S1	S2	Lap	Time of Day	Lap Tm	S1	S2
3	11:04:26.702	<b>2:10.313</b>	<b>1:03.434</b>	<b>1:06.879</b>					
4	11:06:38.021	2:11.319	1:03.791	1:07.528					
p5	11:08:57.091	2:19.070	1:04.882						

