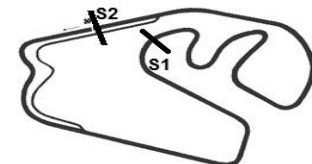




2ª ETAPA SUPERBIKE SERIES BRASIL - 2013

26, 27 e 28 de abril - Interlagos - SP



SUPERBIKE SERIES BRASIL 2a ETAPA 2013

600cc SuperSport

AUT J CARLOS PACE - INTERLAGOS 4,309 Km

2o. TREINO LIVRE - 600cc SS

26/04/2013 14:40

Practice (50:00 Time) started at 14:46:10

Lap	Time of Day	Lap Tm	S1	S2
(777) Douglas Figueiredo				
1	14:49:15.357	1:46.310	51.484	54.826
2	14:51:01.207	1:45.850	51.282	54.568
p3	14:53:02.083	2:00.876	52.734	
4	14:59:28.332	6:26.249		55.787
5	15:01:18.113	1:49.781	53.858	55.923
p6	15:03:21.408	2:03.295	55.263	

Lap	Time of Day	Lap Tm	S1	S2
(9) André Verissimo				
1	14:50:18.132	1:47.296	51.801	55.495
2	14:52:06.581	1:48.449	51.837	56.612
3	14:53:53.791	1:47.210	52.114	55.096
4	14:55:39.921	1:46.130	51.611	54.519
p5	14:57:57.384	2:17.463	57.918	

Lap	Time of Day	Lap Tm	S1	S2
(22) Alex Schultz				
1	14:49:19.135	1:48.592	52.659	55.933
2	14:51:08.150	1:49.015	53.365	55.650
3	14:52:56.455	1:48.305	52.410	55.895
p4	14:55:07.512	2:11.057	57.886	

Lap	Time of Day	Lap Tm	S1	S2
(117) Dudu Costa Neto				
1	14:50:06.528	1:54.133	55.322	58.811
2	14:51:57.639	1:51.111	54.287	56.824
3	14:53:48.110	1:50.471	53.720	56.751
p4	14:55:51.324	2:03.214	54.875	
5	15:00:07.554	4:16.230		58.138
6	15:01:59.652	1:52.098	54.270	57.828
7	15:03:51.445	1:51.793	55.119	56.674
8	15:05:40.408	1:48.963	53.103	55.860
9	15:07:29.521	1:49.113	53.111	56.002
p10	15:09:57.433	2:27.912	1:07.118	

Lap	Time of Day	Lap Tm	S1	S2
(67) Marcos Senra				
1	14:49:49.052	1:54.338	56.251	58.087
2	14:51:39.925	1:50.873	54.262	56.611
3	14:53:30.056	1:50.131	53.708	56.423
4	14:55:19.152	1:49.096	53.016	56.080
p5	14:57:29.249	2:10.097	55.439	

Lap	Time of Day	Lap Tm	S1	S2
(66) Marcus Trotta				
1	14:49:29.704	1:50.193	53.843	56.350
2	14:51:19.522	1:49.818	53.389	56.429
3	14:53:09.022	1:49.500	53.444	56.056
4	14:54:58.602	1:49.580	53.159	56.421
5	14:56:49.486	1:50.884	54.193	56.691
6	14:58:39.441	1:49.955	53.644	56.311
p7	15:00:43.339	2:03.898	53.843	
8	15:03:59.445	3:16.106		57.115
9	15:05:50.543	1:51.098	54.065	57.033
10	15:07:39.842	1:49.299	53.257	56.042
p11	15:09:55.636	2:15.794	58.356	

Lap	Time of Day	Lap Tm	S1	S2
(86) Rodrigo de Castro				
1	15:16:14.383	1:50.884	54.574	56.310
2	15:18:04.294	1:49.911	54.370	55.541
3	15:19:54.003	1:49.709	53.889	55.820
4	15:21:43.702	1:49.699	52.869	56.830
5	15:23:33.389	1:49.687	53.201	56.486
p6	15:25:38.823	2:05.434	54.206	

Lap	Time of Day	Lap Tm	S1	S2
(96) Fabiano Carazzai				
1	14:49:39.749	1:52.584	55.395	57.189
2	14:51:30.083	1:50.334	54.178	56.156
3	14:53:21.691	1:51.608	54.036	57.572

Lap	Time of Day	Lap Tm	S1	S2
4	14:55:11.942	1:50.251	53.848	56.403
5	14:57:02.780	1:50.838	53.864	56.974
6	14:58:53.153	1:50.373	53.789	56.584
7	15:00:44.088	1:50.935	53.969	56.966
p8	15:02:49.946	2:05.858	54.061	

Lap	Time of Day	Lap Tm	S1	S2
(10) Antonio Carlos Frazen				
1	14:56:04.924	6:56.166		58.240
2	14:58:03.398	1:58.474	57.208	1:01.266
3	14:59:54.901	1:51.503	53.608	57.895
4	15:01:46.816	1:51.915	54.120	57.795
5	15:03:39.078	1:52.262	55.193	57.069
6	15:05:29.953	1:50.875	53.500	57.375
7	15:07:20.473	1:50.520	53.211	57.309
p8	15:09:34.127	2:13.654	53.915	

Lap	Time of Day	Lap Tm	S1	S2
(13) Gabriel Peralta				
1	14:49:50.955	1:58.821	58.496	1:00.325
2	14:51:44.603	1:53.648	55.241	58.407
3	14:53:39.439	1:54.836	56.529	58.307
4	14:55:34.692	1:55.253	56.428	58.825
5	14:57:25.883	1:51.191	53.948	57.243
6	14:59:17.929	1:52.046	54.132	57.914
p7	15:01:19.052	2:01.123	54.036	

Lap	Time of Day	Lap Tm	S1	S2
(19) Douglas Pecoraro				
1	14:49:41.070	1:54.574	56.457	58.117
2	14:51:33.405	1:52.335	54.994	57.341
3	14:53:26.839	1:53.434	55.024	58.410
p4	14:55:41.849	2:15.010	54.320	
5	15:00:25.019	4:43.170		57.854
6	15:02:23.186	1:58.167	1:00.453	57.714
7	15:04:15.228	1:52.042	54.808	57.234
8	15:06:06.680	1:51.452	54.517	56.935
p9	15:08:10.695	2:04.015	55.811	

Lap	Time of Day	Lap Tm	S1	S2
(11) Erika Cunha				
1	14:56:17.389	1:55.521	56.846	58.675
2	14:58:11.537	1:54.148	56.232	57.916
3	15:00:06.822	1:55.285	54.885	1:00.400
4	15:01:59.280	1:52.458	54.650	57.808
5	15:03:53.342	1:54.062	55.921	58.141
6	15:05:45.447	1:52.105	54.682	57.423
p7	15:07:51.871	2:06.424	55.378	

Lap	Time of Day	Lap Tm	S1	S2
(4) Diego Guimarães de Faria				
1	14:49:53.109	1:55.482	56.774	58.708
2	14:51:48.599	1:55.490	56.156	59.334
3	14:53:41.336	1:52.737	55.063	57.674
4	14:55:35.362	1:54.026	55.226	58.800
p5	14:57:42.519	2:07.157	56.680	

Lap	Time of Day	Lap Tm	S1	S2
(82) Gerson Campos				
1	14:49:50.208	1:56.004	57.080	58.924
2	14:51:44.305	1:54.097	54.729	59.368
3	14:53:38.279	1:53.974	56.017	57.957
4	14:55:31.801	1:53.522	55.061	58.461
5	14:57:24.544	1:52.743	54.798	57.945
p6	14:59:32.745	2:08.201	54.574	

Lap	Time of Day	Lap Tm	S1	S2
(84) Rafael Jubram				
1	15:16:31.384	1:59.409	1:00.051	59.358
2	15:18:29.991	1:58.607	59.498	59.109
3	15:20:22.802	1:52.811	54.907	57.904
4	15:22:16.711	1:53.909	55.576	58.333
5	15:24:13.539	1:56.828	56.021	1:00.807

CRONOMETRAGEM

DIRETOR DE PROVA

COMISSARIOS

Orbits

www.cronoelo.com.br

RESULTADO SUJEITO A VERIFICAÇÕES TÉCNICAS E OU DESPORTIVAS

Printed: 26/04/2013 15:40:05

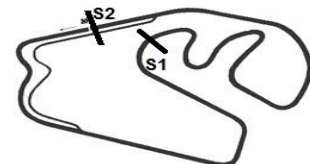


CRONOELO
CRONOMETRAGEM



2ª ETAPA SUPERBIKE SERIES BRASIL - 2013

26, 27 e 28 de abril - Interlagos - SP



SUPERBIKE SERIES BRASIL 2a ETAPA 2013

600cc SuperSport

AUT J CARLOS PACE - INTERLAGOS 4,309 Km

2o. TREINO LIVRE - 600cc SS

26/04/2013 14:40

Practice (50:00 Time) started at 14:46:10

Lap	Time of Day	Lap Tm	S1	S2
6	15:26:12.449	1:58.910	58.914	59.996
p7	15:28:32.037	2:19.588	1:00.897	

(44) Edson Fibla

Lap	Time of Day	Lap Tm	S1	S2
1	14:49:50.635	1:53.801	55.094	58.707
2	14:51:43.785	1:53.150	55.276	57.874
3	14:53:37.331	1:53.546	55.327	58.219
4	14:55:31.556	1:54.225	55.156	59.069
5	14:57:26.224	1:54.668	55.915	58.753
6	14:59:23.734	1:57.510	56.375	1:01.135
p7	15:01:34.778	2:11.044	59.304	
8	15:04:53.823	3:19.045		1:02.057
9	15:06:49.728	1:55.905	56.477	59.428
10	15:08:45.116	1:55.388	56.235	59.153
p11	15:11:07.535	2:22.419	1:01.931	

(38) Roberto Schatzman

Lap	Time of Day	Lap Tm	S1	S2
1	15:16:31.718	1:59.986	59.977	1:00.009
2	15:18:27.490	1:55.772	57.163	58.609
3	15:20:22.197	1:54.707	55.699	59.008
4	15:22:16.460	1:54.263	55.614	58.649
5	15:24:11.142	1:54.682	55.140	59.542
6	15:26:04.472	1:53.330	55.272	58.058
p7	15:28:20.061	2:15.589	1:00.365	

(83) Christian Cerciari

Lap	Time of Day	Lap Tm	S1	S2
1	14:51:43.591	1:56.923	57.750	59.173
2	14:53:39.159	1:55.568	57.317	58.251
3	14:55:34.876	1:55.717	56.406	59.311
4	14:57:30.347	1:55.471	56.915	58.556
5	14:59:24.895	1:54.548	56.318	58.230
6	15:01:20.528	1:55.633	56.845	58.788
p7	15:03:32.723	2:12.195	56.650	

(61) Durval Careca

Lap	Time of Day	Lap Tm	S1	S2
1	15:16:34.174	2:00.146	59.813	1:00.333
2	15:18:30.937	1:56.763	57.410	59.353
3	15:20:27.203	1:56.266	56.866	59.400
4	15:22:23.871	1:56.668	56.916	59.752
5	15:24:20.210	1:56.339	57.258	59.081
6	15:26:17.633	1:57.423	56.952	1:00.471
7	15:28:15.998	1:58.365	57.343	1:01.022
8	15:30:10.862	1:54.864	56.335	58.529
p9	15:32:23.914	2:13.052	56.125	

(46) Jimmy Keller

Lap	Time of Day	Lap Tm	S1	S2
1	15:16:30.915	1:59.368	59.023	1:00.345
2	15:18:34.413	2:03.498	57.528	1:05.970
3	15:20:31.684	1:57.271	57.137	1:00.134
4	15:22:27.896	1:56.212	56.979	59.233
5	15:24:22.970	1:55.074	56.450	58.624
6	15:26:18.258	1:55.288	55.988	59.300
p7	15:28:21.519	2:03.261	56.429	

(50) Rodrigo Cesar Volpon

Lap	Time of Day	Lap Tm	S1	S2
1	15:16:56.904	2:05.856	1:02.091	1:03.765
2	15:18:55.748	1:58.844	58.818	1:00.026
3	15:20:55.302	1:59.554	58.335	1:01.219
4	15:22:52.082	1:56.780	57.234	59.546
5	15:24:48.514	1:56.432	56.968	59.464
6	15:26:44.987	1:56.473	57.189	59.284
7	15:28:40.647	1:55.660	56.474	59.186
8	15:30:36.177	1:55.530	56.205	59.325
9	15:32:33.932	1:57.755	57.999	59.756
10	15:34:29.232	1:55.300	56.359	58.941
11	15:36:24.639	1:55.407	56.296	59.111

(90) Fabio Teixeira Neto

Lap	Time of Day	Lap Tm	S1	S2
1	14:50:06.871	1:57.604	57.655	59.949
2	14:52:03.280	1:56.409	57.085	59.324
3	14:53:58.970	1:55.690	56.259	59.431
4	14:55:54.909	1:55.939	56.623	59.316
5	14:57:51.105	1:56.196	56.976	59.220
6	14:59:48.057	1:56.952	56.167	1:00.785
p7	15:06:55.135	7:07.078	1:26.386	

(98) Daniel Silingardi Lopes

Lap	Time of Day	Lap Tm	S1	S2
1	14:49:52.670	2:00.292	58.479	1:01.813
2	14:51:49.010	1:56.340	56.344	59.996
3	14:53:44.866	1:55.856	56.590	59.266
4	14:55:41.629	1:56.763	57.482	59.281
5	14:57:38.855	1:57.226	57.796	59.430
6	14:59:35.348	1:56.493	56.994	59.499
7	15:01:31.929	1:56.581	56.745	59.836
8	15:03:29.591	1:57.662	57.067	1:00.595
p9	15:05:41.018	2:11.427	58.347	

(89) Gustavo Sinzinger

Lap	Time of Day	Lap Tm	S1	S2
1	14:50:13.347	2:00.339	59.137	1:01.202
2	14:52:11.456	1:58.109	57.823	1:00.286
3	14:54:08.323	1:56.867	57.111	59.756
4	14:56:07.001	1:58.678	57.445	1:01.233
5	14:58:04.382	1:57.381	57.492	59.889
6	15:00:00.725	1:56.343	56.550	59.793
7	15:01:57.671	1:56.946	57.120	59.826
8	15:03:55.585	1:57.914	56.930	1:00.984
9	15:05:53.331	1:57.746	57.008	1:00.738
10	15:07:49.333	1:56.002	56.293	59.709
p11	15:10:32.346	2:43.013	1:06.786	

(25) Leonardo Nicolini

Lap	Time of Day	Lap Tm	S1	S2
1	15:16:45.707	2:02.191	1:01.157	1:01.034
2	15:18:46.770	2:01.063	59.688	1:01.375
3	15:20:45.447	1:58.677	58.168	1:00.509
4	15:22:45.536	2:00.089	58.710	1:01.379
5	15:24:43.139	1:57.603	57.467	1:00.136
6	15:26:40.897	1:57.758	57.642	1:00.116
7	15:28:37.682	1:56.785	56.875	59.910
8	15:30:33.996	1:56.314	56.638	59.676
9	15:32:30.662	1:56.666	56.730	59.936
p10	15:34:38.157	2:07.495	56.973	

(265) Julio Fortunato

Lap	Time of Day	Lap Tm	S1	S2
1	15:16:57.943	2:06.646	1:02.595	1:04.051
2	15:19:01.246	2:03.303	1:00.468	1:02.835
3	15:21:02.906	2:01.660	59.685	1:01.975
4	15:23:03.905	2:00.999	59.390	1:01.609
5	15:25:03.536	1:59.631	58.954	1:00.677
6	15:27:21.893	2:18.357	58.906	1:19.451
7	15:29:22.009	2:00.116	59.165	1:00.951
8	15:31:20.547	1:58.538	58.084	1:00.454
9	15:33:18.399	1:57.852	57.962	59.890
10	15:35:16.145	1:57.746	57.877	59.869
11	15:37:13.873	1:57.728	57.782	59.946

(75) Fabricio de Castro

Lap	Time of Day	Lap Tm	S1	S2
1	14:50:10.413	1:59.683	58.776	1:00.907
2	14:52:11.332	2:00.919	58.749	1:02.170
3	14:54:12.126	2:00.794	59.255	1:01.539
4	14:56:10.336	1:58.210	57.522	1:00.688
5	14:58:08.380	1:58.044	57.356	1:00.688

CRONOMETRAGEM

DIRETOR DE PROVA

COMISSARIOS

Orbits

www.cronoelo.com.br

RESULTADO SUJEITO A VERIFICAÇÕES TÉCNICAS E OU DESPORTIVAS

Printed: 26/04/2013 15:40:05

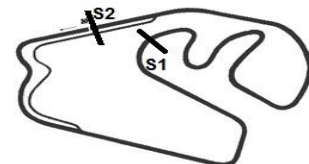


CRONOELO
CRONOMETRAGEM



2ª ETAPA SUPERBIKE SERIES BRASIL - 2013

26, 27 e 28 de abril - Interlagos - SP



SUPERBIKE SERIES BRASIL 2a ETAPA 2013

600cc SuperSport

AUT J CARLOS PACE - INTERLAGOS 4,309 Km

2o. TREINO LIVRE - 600cc SS

26/04/2013 14:40

Practice (50:00 Time) started at 14:46:10

Lap	Time of Day	Lap Tm	S1	S2
6	15:00:07.670	1:59.290	57.277	1:02.013
7	15:02:05.472	1:57.802	57.325	1:00.477
p8	15:04:17.962	2:12.490	57.347	

(72) Luiz Gustavo Rosati				
Lap	Time of Day	Lap Tm	S1	S2
1	15:18:01.478	2:05.209	1:01.830	1:03.379
2	15:20:05.402	2:03.924	1:01.527	1:02.397
3	15:22:09.289	2:03.887	1:00.336	1:03.551
4	15:24:13.910	2:04.621	1:00.722	1:03.899
5	15:26:15.177	2:01.267	1:00.397	1:00.870
6	15:28:17.023	2:01.846	59.341	1:02.505
7	15:30:17.266	2:00.243	58.844	1:01.399
8	15:32:16.982	1:59.716	58.598	1:01.118
9	15:34:17.465	2:00.483	59.633	1:00.850
10	15:36:15.844	1:58.379	58.320	1:00.059
11	15:38:40.675	2:24.831	1:17.950	1:06.881

(73) Pierre g. q. Balducci				
Lap	Time of Day	Lap Tm	S1	S2
1	15:18:14.077	2:00.300	58.362	1:01.938
p2	15:20:22.787	2:08.710	1:00.415	
3	15:23:23.356	3:00.569		1:04.388
4	15:25:24.282	2:00.926	58.662	1:02.264
5	15:27:23.065	1:58.783	57.551	1:01.232
6	15:29:22.327	1:59.262	58.337	1:00.925
7	15:31:20.897	1:58.570	58.142	1:00.428
8	15:33:37.102	2:16.205	1:11.653	1:04.552
9	15:35:36.761	1:59.659	57.635	1:02.024
p10	15:37:45.086	2:08.325	57.763	

(27) Sebastian Rochon				
Lap	Time of Day	Lap Tm	S1	S2
1	15:18:02.172	2:05.147	1:01.677	1:03.470
2	15:20:06.563	2:04.391	1:01.068	1:03.323
3	15:22:09.384	2:02.821	59.700	1:03.121
4	15:24:11.930	2:02.546	1:00.850	1:01.696
5	15:26:14.754	2:02.824	58.264	1:04.560
6	15:28:14.911	2:00.157	58.791	1:01.366
7	15:30:15.100	2:00.189	59.052	1:01.137
8	15:32:22.255	2:07.155	1:04.826	1:02.329
9	15:34:21.685	1:59.430	58.281	1:01.149
p10	15:36:37.484	2:15.799	58.002	

(51) Fabio Romero				
Lap	Time of Day	Lap Tm	S1	S2
1	15:18:52.990	2:08.187	1:03.774	1:04.413
2	15:20:56.840	2:03.850	1:00.483	1:03.367
3	15:23:00.124	2:03.284	1:00.260	1:03.024
4	15:25:03.039	2:02.915	59.967	1:02.948
5	15:27:24.521	2:21.482	1:00.091	1:21.391
6	15:29:24.691	2:00.170	57.468	1:02.702
7	15:31:27.578	2:02.887	1:01.208	1:01.679
p8	15:33:53.139	2:25.561	1:08.851	

(28) Rodrigo Pereira de Faria				
Lap	Time of Day	Lap Tm	S1	S2
1	15:18:42.551	2:03.508	1:01.488	1:02.020
2	15:20:44.614	2:02.063	1:00.426	1:01.637
3	15:22:45.456	2:00.842	59.281	1:01.561
4	15:24:45.842	2:00.386	58.831	1:01.555
p5	15:26:54.102	2:08.260	59.729	
6	15:36:54.686	10:00.584		1:01.414

(999) Marcos Fortunato				
Lap	Time of Day	Lap Tm	S1	S2
1	15:16:58.605	2:04.549	1:00.588	1:03.961
2	15:19:05.608	2:07.003	1:01.693	1:05.310
3	15:21:09.137	2:03.529	59.306	1:04.223
4	15:23:09.928	2:00.791	58.119	1:02.672
5	15:25:10.583	2:00.655	58.436	1:02.219
6	15:27:12.377	2:01.794	58.560	1:03.234

Lap	Time of Day	Lap Tm	S1	S2
p7	15:29:32.436	2:20.059	59.173	

(93) Luiz Agnaldo Genari				
Lap	Time of Day	Lap Tm	S1	S2
1	15:16:58.673	2:02.200	59.622	1:02.578
2	15:19:01.655	2:02.982	1:01.059	1:01.923
3	15:21:03.799	2:02.144	1:00.452	1:01.692
4	15:23:05.182	2:01.383	59.673	1:01.710
p5	15:25:18.804	2:13.622	59.211	

(1) Willians Jose Sales				
Lap	Time of Day	Lap Tm	S1	S2
1	14:51:20.340	2:06.027	1:04.395	1:01.632
p2	14:53:42.846	2:22.506	1:01.129	
3	15:01:27.092	7:44.246		1:01.778
p4	15:03:48.617	2:21.525	57.970	

(17) Henrique Melo				
Lap	Time of Day	Lap Tm	S1	S2
1	15:16:58.482	2:07.750	1:01.985	1:05.765
2	15:19:07.241	2:08.759	1:03.066	1:05.693
p3	15:21:35.780	2:28.539	1:01.862	
4	15:26:22.048	4:46.268		1:08.109
5	15:28:28.435	2:06.387	1:02.116	1:04.271
6	15:30:35.259	2:06.824	1:01.530	1:05.294
7	15:32:41.713	2:06.454	1:01.416	1:05.038
8	15:34:49.670	2:07.957	1:02.399	1:05.558
9	15:36:56.323	2:06.653	1:01.602	1:05.051

(26) Carlos Pereira				
Lap	Time of Day	Lap Tm	S1	S2
1	15:16:54.410	2:11.666	1:04.804	1:06.862
2	15:19:05.116	2:10.706	1:05.087	1:05.619
3	15:21:14.723	2:09.607	1:03.694	1:05.913
4	15:23:24.048	2:09.325	1:03.829	1:05.496
5	15:25:33.143	2:09.095	1:03.133	1:05.962
6	15:27:42.363	2:09.220	1:03.815	1:05.405
7	15:29:51.009	2:08.646	1:02.911	1:05.735
8	15:31:59.590	2:08.581	1:02.796	1:05.785
9	15:34:06.735	2:07.145	1:02.466	1:04.679
10	15:36:13.227	2:06.492	1:01.457	1:05.035
11	15:38:19.934	2:06.707	1:02.184	1:04.523

CRONOMETRAGEM

DIRETOR DE PROVA

COMISSARIOS

Orbits

www.cronoelo.com.br



CRONOELO
CRONOMETRAGEM

RESULTADO SUJEITO A VERIFICAÇÕES TÉCNICAS E OU DESPORTIVAS

Printed: 26/04/2013 15:40:05

Page 3/3