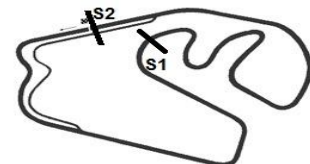




2ª ETAPA SUPERBIKE SERIES BRASIL - 2013

26, 27 e 28 de abril - Interlagos - SP



SUPERBIKE SERIES BRASIL 2a ETAPA 2013

600cc SuperSport

AUT J CARLOS PACE - INTERLAGOS 4,309 Km

1o. TREINO LIVRE - 600cc SS

26/04/2013 09:45

Practice started at 10:04:50

Lap	Time of Day	Lap Tm	S1	S2
(9) André Verissimo				
1	10:10:28.266	1:47.805	52.588	55.217
2	10:12:15.585	1:47.319	52.370	54.949
3	10:14:09.293	1:53.708	56.169	57.539
4	10:15:55.084	1:45.791	51.494	54.297
p5	10:18:22.243	2:27.159	1:05.907	

Lap	Time of Day	Lap Tm	S1	S2
(777) Douglas Figueiredo				
1	10:08:34.984	1:47.772	52.777	54.995
2	10:10:21.650	1:46.666	51.236	55.430
3	10:12:07.564	1:45.914	51.319	54.595
p4	10:14:19.493	2:11.929	53.131	

Lap	Time of Day	Lap Tm	S1	S2
(67) Marcos Senra				
1	10:09:43.337	1:54.126	55.608	58.518
2	10:11:32.965	1:49.628	53.341	56.287
3	10:13:24.052	1:51.087	54.744	56.343
4	10:15:13.367	1:49.315	53.551	55.764
5	10:17:02.159	1:48.792	53.296	55.496
6	10:18:52.703	1:50.544	53.792	56.752
p7	10:21:03.920	2:11.217	54.050	

Lap	Time of Day	Lap Tm	S1	S2
(66) Marcus Trotta				
1	10:10:06.536	1:59.111	58.767	1:00.344
2	10:11:58.436	1:51.900	54.087	57.813
3	10:13:48.652	1:50.216	53.775	56.441
4	10:15:47.916	1:59.264	55.799	1:03.465
5	10:17:37.904	1:49.988	53.389	56.599
6	10:19:43.938	2:06.034	1:01.475	1:04.559
7	10:21:33.591	1:49.653	53.531	56.122
8	10:23:22.491	1:48.900	52.802	56.098
p9	10:25:31.424	2:08.933	57.717	

Lap	Time of Day	Lap Tm	S1	S2
(10) Antonio Carlos Frazen				
1	10:09:13.367	2:00.094	59.072	1:01.022
2	10:11:09.240	1:55.873	54.965	1:00.908
3	10:13:02.345	1:53.105	54.225	58.880
4	10:14:53.413	1:51.068	52.496	58.572
5	10:17:10.726	2:17.313	1:18.520	58.793
6	10:19:01.901	1:51.175	53.603	57.572
7	10:20:53.488	1:51.587	54.274	57.313
8	10:22:44.241	1:50.753	53.760	56.993
9	10:24:33.710	1:49.469	52.568	56.901
10	10:26:25.466	1:51.756	53.433	58.323
p11	10:28:32.250	2:06.784	54.703	

Lap	Time of Day	Lap Tm	S1	S2
(22) Alex Schultz				
1	10:09:20.260	1:55.107	56.949	58.158
2	10:11:11.999	1:51.739	55.333	56.406
3	10:13:01.670	1:49.671	53.450	56.221
4	10:14:55.287	1:53.617	52.919	1:00.698
p5	10:17:00.414	2:05.127	56.034	

Lap	Time of Day	Lap Tm	S1	S2
(96) Fabiano Carazzai				
1	10:09:33.030	2:02.383	57.952	1:04.431
2	10:11:26.456	1:53.426	55.691	57.735
3	10:13:18.685	1:52.229	54.764	57.465
4	10:15:10.385	1:51.700	54.757	56.943
5	10:17:01.420	1:51.035	53.769	57.266
p6	10:19:01.434	2:00.014	54.119	

Lap	Time of Day	Lap Tm	S1	S2
(86) Rodrigo de Castro				
1	10:33:57.717	1:52.089	54.771	57.318
2	10:35:49.335	1:51.618	54.653	56.965
3	10:37:41.208	1:51.873	54.763	57.110

Lap	Time of Day	Lap Tm	S1	S2
4	10:39:34.957	1:53.749	55.688	58.061
5	10:41:28.771	1:53.814	55.734	58.080
6	10:43:24.158	1:55.387	55.417	59.970
p7	10:45:35.886	2:11.728	56.754	

Lap	Time of Day	Lap Tm	S1	S2
(44) Edson Fibla				
1	10:09:20.476	2:03.521	1:01.738	1:01.783
2	10:11:17.402	1:56.926	59.076	57.850
3	10:13:09.996	1:52.594	55.112	57.482
4	10:15:02.175	1:52.179	54.886	57.293
5	10:16:55.762	1:53.587	55.910	57.677
6	10:18:48.798	1:53.036	55.517	57.519
7	10:20:40.617	1:51.819	54.590	57.229
8	10:22:35.435	1:54.818	56.504	58.314
9	10:24:29.752	1:54.317	55.354	58.963
p10	10:26:36.004	2:06.252	58.529	

Lap	Time of Day	Lap Tm	S1	S2
(82) Gerson Campos				
1	10:09:22.027	1:54.955	56.775	58.180
2	10:11:16.991	1:54.964	56.454	58.510
3	10:13:09.731	1:52.740	55.195	57.545
4	10:15:02.134	1:52.403	54.789	57.614
p5	10:17:14.695	2:12.561	55.688	

Lap	Time of Day	Lap Tm	S1	S2
(19) Douglas Pecoraro				
1	10:16:50.142	1:59.000	59.293	59.707
2	10:18:45.260	1:55.118	56.392	58.726
3	10:20:38.019	1:52.759	54.659	58.100
p4	10:22:43.654	2:05.635	55.648	

Lap	Time of Day	Lap Tm	S1	S2
(38) Roberto Schatzman				
1	10:34:22.638	1:59.707	58.541	1:01.166
2	10:36:17.745	1:55.107	57.283	57.824
3	10:38:12.603	1:54.858	55.340	59.518
4	10:40:05.509	1:52.906	55.105	57.801
5	10:41:58.315	1:52.806	55.055	57.751
p6	10:44:28.064	2:29.749	1:05.336	
7	10:49:16.751	4:48.687		1:02.181
8	10:51:17.341	2:00.590	58.771	1:01.819

Lap	Time of Day	Lap Tm	S1	S2
(98) Daniel Silingardi Lopes				
1	10:09:24.392	1:59.852	59.029	1:00.823
2	10:11:21.556	1:57.164	57.760	59.404
3	10:13:17.733	1:56.177	56.851	59.326
4	10:15:12.409	1:54.676	56.544	58.132
5	10:17:07.357	1:54.948	55.911	59.037
6	10:19:02.812	1:55.455	56.072	59.383
7	10:20:57.762	1:54.950	55.783	59.167
8	10:22:52.491	1:54.729	56.151	58.578
9	10:24:46.637	1:54.146	55.914	58.232
10	10:26:40.674	1:54.037	55.848	58.189
p11	10:28:59.406	2:18.732	57.123	

Lap	Time of Day	Lap Tm	S1	S2
(4) Diego Guimarães de Faria				
1	10:09:32.589	2:04.214	1:01.761	1:02.453
2	10:11:31.546	1:58.957	58.216	1:00.741
3	10:13:30.790	1:59.244	59.089	1:00.155
4	10:15:25.979	1:55.189	56.807	58.382
5	10:17:20.027	1:54.048	55.605	58.443
6	10:19:14.223	1:54.196	56.358	57.838
7	10:21:08.845	1:54.622	56.533	58.089
8	10:23:03.029	1:54.184	56.294	57.890
9	10:24:57.102	1:54.073	55.836	58.237
p10	10:27:30.934	2:33.832	1:07.999	

Lap	Time of Day	Lap Tm	S1	S2
(84) Rafael Jubram				

CRONOMETRAGEM

DIRETOR DE PROVA

COMISSARIOS

Orbits

www.cronoelo.com.br

RESULTADO SUJEITO A VERIFICAÇÕES TÉCNICAS E OU DESPORTIVAS

Printed: 26/04/2013 11:50:36

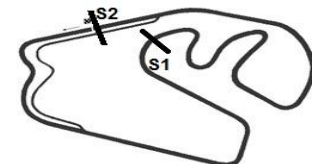


CRONOELO
CRONOMETRAGEM



2ª ETAPA SUPERBIKE SERIES BRASIL - 2013

26, 27 e 28 de abril - Interlagos - SP



SUPERBIKE SERIES BRASIL 2a ETAPA 2013

600cc SuperSport

AUT J CARLOS PACE - INTERLAGOS 4,309 Km

1o. TREINO LIVRE - 600cc SS

26/04/2013 09:45

Practice started at 10:04:50

Lap	Time of Day	Lap Tm	S1	S2
1	10:34:48.228	2:03.289	1:00.557	1:02.732
2	10:36:47.954	1:59.726	58.680	1:01.046
3	10:38:46.854	1:58.900	58.292	1:00.608
4	10:40:42.255	1:55.401	56.195	59.206
5	10:42:36.552	1:54.297	55.627	58.670
6	10:44:30.893	1:54.341	55.749	58.592
7	10:46:26.335	1:55.442	56.866	58.576
8	10:48:20.719	1:54.384	55.409	58.975
9	10:50:15.791	1:55.072	56.549	58.523

(61) Durval Careca

1	10:34:50.421	2:03.779	1:00.876	1:02.903
2	10:36:50.507	2:00.086	59.052	1:01.034
3	10:38:47.347	1:56.840	57.129	59.711
4	10:40:47.698	2:00.351	59.001	1:01.350
5	10:42:42.326	1:54.628	56.015	58.613
6	10:44:36.854	1:54.528	56.296	58.232
7	10:46:32.245	1:55.391	56.471	58.920
8	10:48:28.737	1:56.492	56.036	1:00.456
9	10:50:24.245	1:55.508	56.529	58.979

(50) Rodrigo Cesar Volpon

1	10:36:53.402	2:02.498	1:01.072	1:01.426
2	10:38:52.937	1:59.535	58.640	1:00.895
3	10:40:53.986	2:01.049	57.932	1:03.117
4	10:42:50.890	1:56.904	56.876	1:00.028
5	10:44:45.719	1:54.829	56.332	58.497
6	10:46:40.421	1:54.702	56.115	58.587
7	10:48:35.289	1:54.868	56.224	58.644
8	10:50:29.850	1:54.561	56.084	58.477

(83) Christian Cerciarì

1	10:12:28.002	1:59.946	59.926	1:00.020
2	10:14:25.575	1:57.573	58.173	59.400
3	10:16:21.665	1:56.090	57.347	58.743
4	10:18:16.991	1:55.326	56.596	58.730
p5	10:20:20.534	2:03.543	57.557	

(90) Fabio Teixeira Neto

1	10:10:27.655	2:01.856	58.891	1:02.965
2	10:12:25.173	1:57.518	57.537	59.981
3	10:14:22.933	1:57.760	57.600	1:00.160
4	10:16:19.784	1:56.851	56.925	59.926
5	10:18:16.676	1:56.892	57.186	59.706
6	10:20:13.383	1:56.707	57.082	59.625
7	10:22:10.179	1:56.796	57.135	59.661
8	10:24:07.671	1:57.492	56.741	1:00.751
9	10:26:03.691	1:56.020	57.095	58.925
p10	10:28:22.968	2:19.277	57.045	

(111) Erika Cunha

1	10:20:34.696	8:24.533		1:01.045
2	10:22:32.873	1:58.177	57.922	1:00.255
3	10:24:30.084	1:57.211	57.670	59.541
4	10:26:26.241	1:56.157	57.939	58.218
p5	10:28:35.008	2:08.767	56.537	

(25) Leonardo Nicolini

1	10:35:13.302	2:01.718	1:00.046	1:01.672
2	10:37:13.048	1:59.746	58.259	1:01.487
3	10:39:11.727	1:58.679	57.611	1:01.068
4	10:41:08.289	1:56.562	57.162	59.400
5	10:43:05.066	1:56.777	56.889	59.888
6	10:45:01.402	1:56.336	57.104	59.232
7	10:47:00.183	1:58.781	56.810	1:01.971
8	10:48:57.321	1:57.138	57.963	59.175

Lap	Time of Day	Lap Tm	S1	S2
p9	10:51:05.882	2:08.561	56.843	
(75) Fabricio de Castro				
1	10:10:48.823	2:04.768	1:01.588	1:03.180
2	10:12:50.778	2:01.955	59.797	1:02.158
3	10:14:51.750	2:00.972	59.234	1:01.738
4	10:16:51.619	1:59.869	59.213	1:00.656
5	10:18:53.584	2:01.965	1:01.242	1:00.723
6	10:20:50.891	1:57.307	57.043	1:00.264
7	10:22:48.253	1:57.362	57.469	59.893
p8	10:24:55.479	2:07.226	57.250	

(46) Jimmy Keller

1	10:34:53.430	2:03.593	1:01.195	1:02.398
2	10:36:53.509	2:00.079	59.125	1:00.954
3	10:38:51.233	1:57.724	57.710	1:00.014
4	10:40:51.670	2:00.437	57.610	1:02.827
5	10:42:49.845	1:58.175	57.360	1:00.815
6	10:44:48.355	1:58.510	57.404	1:01.106
7	10:46:45.692	1:57.337	57.644	59.693
8	10:48:44.579	1:58.887	57.360	1:01.527
9	10:50:45.424	2:00.845	59.534	1:01.311

(27) Sebastian Rochon

1	10:35:48.898	2:02.655	1:00.555	1:02.100
2	10:37:48.105	1:59.207	58.482	1:00.725
3	10:39:46.472	1:58.367	57.917	1:00.450
4	10:41:46.829	2:00.357	58.784	1:01.573
5	10:43:49.557	2:02.728	59.794	1:02.934
6	10:45:48.102	1:58.545	57.382	1:01.163
7	10:47:50.287	2:02.185	1:00.678	1:01.507
8	10:49:48.332	1:58.045	57.716	1:00.329

(93) Luiz Agnaldo Genari

1	10:35:09.263	2:01.473	1:00.135	1:01.338
2	10:37:10.667	2:01.404	58.994	1:02.410
3	10:39:12.141	2:01.474	59.537	1:01.937
4	10:41:11.150	1:59.009	58.409	1:00.600
5	10:43:09.967	1:58.817	58.422	1:00.395
6	10:45:08.943	1:58.976	58.384	1:00.592
7	10:47:07.350	1:58.407	57.989	1:00.418
p8	10:49:18.491	2:11.141	58.877	

(265) Julio Fortunato

1	10:35:00.686	2:10.175	1:03.623	1:06.552
2	10:37:08.852	2:08.166	1:01.485	1:06.681
3	10:39:11.957	2:03.105	1:00.620	1:02.485
4	10:41:13.078	2:01.121	59.930	1:01.191
5	10:43:12.275	1:59.197	58.583	1:00.614
6	10:45:11.705	1:59.430	58.634	1:00.796
7	10:47:11.642	1:59.937	59.413	1:00.524
8	10:49:10.308	1:58.666	58.325	1:00.341
9	10:51:08.953	1:58.645	58.861	59.784

(72) Luiz Gustavo Rosati

1	10:35:38.890	2:03.468	1:01.081	1:02.387
2	10:37:40.078	2:01.188	59.380	1:01.808
3	10:39:42.364	2:02.286	59.527	1:02.759
4	10:41:45.845	2:03.481	1:02.244	1:01.237
5	10:43:48.013	2:02.168	1:00.303	1:01.865
6	10:45:47.224	1:59.211	58.310	1:00.901
7	10:47:51.290	2:04.066	1:01.622	1:02.444
8	10:49:50.455	1:59.165	58.586	1:00.579

(73) Pierre g. q. Balducci

1	10:36:38.152	2:11.599	1:04.850	1:06.749
---	--------------	----------	----------	----------

CRONOMETRAGEM

DIRETOR DE PROVA

COMISSARIOS

Orbits

www.cronoelo.com.br

RESULTADO SUJEITO A VERIFICAÇÕES TÉCNICAS E OU DESPORTIVAS

Printed: 26/04/2013 11:50:36

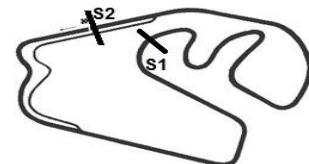


CRONOELO
CRONOMETRAGEM



2ª ETAPA SUPERBIKE SERIES BRASIL - 2013

26, 27 e 28 de abril - Interlagos - SP



SUPERBIKE SERIES BRASIL 2a ETAPA 2013

600cc SuperSport

AUT J CARLOS PACE - INTERLAGOS 4,309 Km

1o. TREINO LIVRE - 600cc SS

26/04/2013 09:45

Practice started at 10:04:50

Lap	Time of Day	Lap Tm	S1	S2
2	10:38:46.923	2:08.771	1:00.381	1:08.390
3	10:40:53.534	2:06.611	1:01.709	1:04.902
4	10:42:56.296	2:02.762	59.965	1:02.797
5	10:45:00.138	2:03.842	1:00.561	1:03.281
6	10:46:59.607	1:59.469	57.810	1:01.659
7	10:49:02.227	2:02.620	1:00.358	1:02.262
8	10:51:05.919	2:03.692	59.727	1:03.965

(77) Felipe Todeschini

1	10:35:16.856	2:08.233	1:02.780	1:05.453
p2	10:37:25.623	2:08.767	1:00.606	
3	10:40:49.699	3:24.076		1:03.528
4	10:42:52.831	2:03.132	1:00.637	1:02.495
5	10:44:55.734	2:02.903	1:00.733	1:02.170
6	10:46:58.859	2:03.125	1:01.538	1:01.587
7	10:49:01.805	2:02.946	1:00.746	1:02.200
8	10:51:07.356	2:05.551	1:01.028	1:04.523

(89) Gustavo Sinzinger

1	10:11:27.295	2:07.580	1:03.676	1:03.904
p2	10:13:51.842	2:24.547	1:04.537	
p3	10:17:01.898	3:10.056		

(17) Henrique Melo

1	10:36:09.176	2:12.852	1:04.762	1:08.090
2	10:38:19.870	2:10.694	1:03.212	1:07.482
3	10:40:28.854	2:08.984	1:02.757	1:06.227
p4	10:43:06.099	2:37.245	1:03.178	
5	10:49:07.897	6:01.798		1:04.538
6	10:51:19.831	2:11.934	1:04.710	1:07.224

(1) Willians Jose Sales

1	10:15:50.211	2:09.582	1:06.965	1:02.617
p2	10:18:01.822	2:11.611	58.678	
3	10:22:32.468	4:30.646		1:05.974
4	10:24:59.741	2:27.273	1:12.365	1:14.908
p5	10:27:42.669	2:42.928	1:17.325	

(26) Carlos Pereira

1	10:35:00.474	2:12.416	1:05.360	1:07.056
2	10:37:13.890	2:13.416	1:05.669	1:07.747
3	10:39:26.328	2:12.438	1:05.485	1:06.953
4	10:41:38.376	2:12.048	1:05.651	1:06.397
5	10:43:49.385	2:11.009	1:04.619	1:06.390
6	10:46:01.663	2:12.278	1:05.784	1:06.494
7	10:48:14.267	2:12.604	1:05.488	1:07.116
8	10:50:23.911	2:09.644	1:04.232	1:05.412

