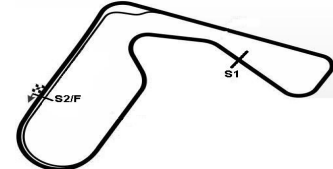




# 9ª ETAPA SUPERBIKE SERIES BRASIL - 2013

08, 09 e 10 de Novembro - Cascavel - PR



## SUPERBIKE SERIES BRASIL 9ª ETAPA

600cc SuperSport

AUT INTERNACIONAL ZILMAR BEUX 3,058 km

1o TREINO CLASSIFICATORIO - 600cc SS

09/11/2013 08:50

Qualifying (35:00 Time) started at 8:55:36

Lap	Lap Tm	S1	S2
<b>(777) Douglas Figueiredo</b>			
1	1:09.708	35.168	34.540
2	1:07.722	33.613	34.109
3	<b>1:07.229</b>	<b>33.328</b>	<b>33.901</b>
4	3:48.478	35.749	34.758
5	1:09.497	35.034	34.463

Lap	Lap Tm	S1	S2
<b>(3) Luiz Cerciari</b>			
1	1:10.814	35.564	35.250
2	1:08.556	34.057	34.499
3	1:08.287	34.143	34.144
4	1:08.479	33.839	34.640
5	1:08.894	34.180	34.714
6	1:08.646	34.592	34.054
7	1:08.590	34.239	34.351
8	5:37.573	40.571	38.804
9	1:08.043	33.921	34.122
10	1:08.491	34.066	34.425
11	1:07.883	33.914	33.969
12	1:08.185	33.927	34.258
13	1:07.844	33.911	33.933
14	1:07.811	33.780	34.031
15	1:07.834	33.810	34.024
16	<b>1:07.688</b>	33.802	<b>33.886</b>
17	1:08.956	<b>33.610</b>	35.346

Lap	Lap Tm	S1	S2
<b>(43) Ademilson Peixer</b>			
1	1:09.512	34.663	34.849
2	1:09.045	34.408	34.637
3	1:08.643	34.078	34.565
4	1:08.679	34.296	34.383
5	5:44.631	35.026	34.505
6	1:09.607	34.351	35.256
7	1:10.476	35.452	35.024
8	1:08.648	34.537	34.111
9	1:08.065	33.951	34.114
10	<b>1:07.765</b>	<b>33.826</b>	<b>33.939</b>
11	1:08.398	33.919	34.479
12	6:10.508	37.462	34.589
13	1:08.468	34.405	34.063
14	1:08.265	33.906	34.359
15	1:08.797	34.261	34.536
16	1:08.894	34.297	34.597
17	1:08.872	34.269	34.603
18	1:08.776	34.399	34.377
19	1:08.273	34.069	34.204

Lap	Lap Tm	S1	S2
<b>(44) Joelsu da Silva</b>			
1	1:10.148	35.450	34.698
2	1:09.084	34.615	34.469
3	1:08.695	34.451	34.244
4	1:08.416	34.219	34.197
5	1:08.835	33.900	34.935
6	1:44.941	41.502	1:03.439
7	1:20.866	42.079	38.787
8	1:09.436	35.213	34.223
9	<b>1:07.847</b>	<b>33.870</b>	<b>33.977</b>

Lap	Lap Tm	S1	S2
<b>(22) Alex Schultz</b>			
1	1:09.493	35.205	34.288
2	<b>1:07.925</b>	<b>33.979</b>	<b>33.946</b>
3	1:08.066	34.036	34.030
4	1:10.239	34.720	35.519
5	10:15.488	35.897	41.053
6	1:11.008	35.596	35.412

Lap	Lap Tm	S1	S2
7	1:09.824	34.663	35.161
8	1:10.606	35.989	34.617
9	1:08.843	34.262	34.581
10	1:07.998	34.002	33.996

Lap	Lap Tm	S1	S2
<b>(9) André Verissimo</b>			
1	1:12.278	36.972	35.306
2	1:11.217	35.948	35.269
3	3:47.768	35.347	34.687
4	1:10.719	35.437	35.282
5	1:08.985	34.619	34.366
6	1:09.399	34.318	35.081
7	<b>1:08.027</b>	<b>34.060</b>	<b>33.967</b>

Lap	Lap Tm	S1	S2
<b>(26) Igor Errica</b>			
1	1:13.315	37.545	35.770
2	1:12.078	36.477	35.601
3	1:10.805	35.780	35.025
4	1:10.159	35.289	34.870
5	1:10.224	35.081	35.143
6	4:22.763	37.804	35.154
7	1:09.108	34.854	34.254
8	1:10.959	35.141	35.818
9	1:09.866	35.453	34.413
10	1:09.219	34.685	34.534
11	1:09.409	34.983	34.426
12	1:09.583	35.137	34.446
13	1:24.016	45.599	38.417
14	1:09.187	34.866	34.321
15	6:45.747	34.678	35.314
16	1:09.849	35.387	34.462
17	<b>1:08.361</b>	<b>34.466</b>	<b>33.895</b>

Lap	Lap Tm	S1	S2
<b>(19) Douglas Pecoraro</b>			
1	1:12.605	36.619	35.986
2	1:10.703	35.398	35.305
3	1:11.353	36.513	34.840
4	<b>1:09.559</b>	34.904	<b>34.655</b>
5	1:11.664	36.353	35.311
6	1:09.913	34.893	35.020
7	4:00.084	38.147	35.612
8	1:10.812	35.387	35.425
9	1:23.148	36.199	46.949
10	1:43.868	48.374	55.494
11	1:10.597	35.519	35.078
12	1:10.235	34.970	35.265
13	1:09.844	35.052	34.792
14	1:11.858	<b>34.801</b>	37.057
15	4:04.052	35.338	36.341
16	1:10.011	35.279	34.732
17	1:09.743	34.940	34.803
18	1:31.474	47.876	43.598
19	1:10.002	35.293	34.709
20	1:10.020	35.102	34.918
21	1:24.974	34.932	50.042

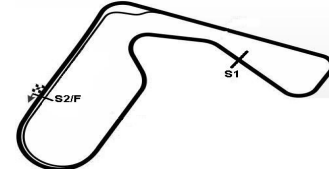
Lap	Lap Tm	S1	S2
<b>(10) Antonio Carlos Franzen</b>			
1	1:12.106	36.106	36.000
2	1:11.368	35.523	35.845
3	1:11.872	36.278	35.594
4	1:10.424	35.240	35.184
5	1:10.530	35.400	35.130
6	<b>1:09.935</b>	<b>34.959</b>	<b>34.976</b>
7	1:11.113	35.443	35.670
8	1:11.145	35.461	35.684
9	1:12.656	36.251	36.405





# 9ª ETAPA SUPERBIKE SERIES BRASIL - 2013

## 08, 09 e 10 de Novembro - Cascavel - PR



### SUPERBIKE SERIES BRASIL 9a ETAPA

600cc SuperSport

AUT INTERNACIONAL ZILMAR BEUX 3,058 km

1o TREINO CLASSIFICATORIO - 600cc SS

09/11/2013 08:50

Qualifying (35:00 Time) started at 8:55:36

Lap	Lap Tm	S1	S2
10	1:11.155	35.395	35.760
11	1:12.206	36.211	35.995
12	1:16.183	35.950	40.233
13	1:11.620	35.626	35.994
14	1:11.097	35.356	35.741
15	1:11.912	35.834	36.078
16	1:11.666	35.923	35.743

(81) Norman Magnani

1	1:17.989	37.932	40.057
2	1:12.381	36.814	35.567
3	1:11.075	35.524	35.551
4	4:44.761	35.856	36.529
5	3:25.401	35.403	35.771
6	8:45.310	35.415	35.850
7	<b>1:10.036</b>	<b>35.033</b>	<b>35.003</b>
8	1:10.134	35.085	35.049

(83) Christian Cercari

1	1:12.617	36.779	35.838
2	1:11.302	35.610	35.692
3	1:13.370	36.600	36.770
4	4:59.130	40.052	37.002
5	1:11.467	35.886	35.581
6	1:12.320	37.056	35.264
7	<b>1:10.104</b>	<b>34.934</b>	<b>35.170</b>

(23) Ives Moraes

1	1:12.431	36.374	36.057
2	1:10.993	35.352	35.641
3	1:12.946	36.480	36.466
4	<b>1:10.380</b>	<b>34.841</b>	<b>35.539</b>
5	1:11.307	34.938	36.369
6	1:11.151	35.053	36.098
7	1:15.716	38.830	36.886
8	1:15.263	37.100	38.163
9	1:11.871	35.618	36.253
10	1:22.831	43.306	39.525
11	1:13.894	37.540	36.354
12	1:12.285	36.332	35.953
13	13:13.338	38.983	38.118
14	1:12.992	36.446	36.546
15	1:11.303	35.248	36.055
16	1:13.641	36.497	37.144
17	1:11.165	35.126	36.039

(37) Juninho Garcia

1	1:15.448	38.041	37.407
2	1:14.010	36.921	37.089
3	1:16.213	39.319	36.894
4	1:13.084	36.873	36.211
5	1:12.609	36.516	36.093
6	1:13.100	36.615	36.485
7	1:13.668	36.724	36.944
8	1:12.297	36.309	35.988
9	1:13.035	36.733	36.302
10	1:11.970	36.127	35.843
11	1:11.904	35.934	35.970
12	1:11.387	36.052	35.335
13	1:11.957	35.686	36.271
14	1:12.931	37.252	35.679
15	1:12.409	37.021	35.388
16	1:11.367	35.775	35.592
17	<b>1:11.113</b>	36.087	<b>35.026</b>

(75) Fabricio de Castro

1	1:12.431	36.374	36.057
2	1:10.993	35.352	35.641
3	1:12.946	36.480	36.466
4	<b>1:10.380</b>	<b>34.841</b>	<b>35.539</b>
5	1:11.307	34.938	36.369
6	1:11.151	35.053	36.098
7	1:15.716	38.830	36.886
8	1:15.263	37.100	38.163
9	1:11.871	35.618	36.253
10	1:22.831	43.306	39.525
11	1:13.894	37.540	36.354
12	1:12.285	36.332	35.953
13	13:13.338	38.983	38.118
14	1:12.992	36.446	36.546
15	1:11.303	35.248	36.055
16	1:13.641	36.497	37.144
17	1:11.165	35.126	36.039

Lap	Lap Tm	S1	S2
1	1:16.877	38.969	37.908
2	1:13.714	37.150	36.564
3	1:12.409	36.175	36.234
4	1:11.951	35.993	35.958
5	1:12.357	<b>35.808</b>	36.549
6	1:12.616	36.600	36.016
7	1:12.094	36.303	35.791
8	1:11.858	36.407	<b>35.451</b>
9	1:11.955	36.312	35.643
10	1:11.654	36.183	35.471
11	<b>1:11.363</b>	35.900	35.463
12	1:11.991	36.491	35.500
13	1:11.605	35.954	35.651
14	1:12.063	36.289	35.774
15	1:12.527	35.994	36.533
16	1:11.995	36.129	35.866
17	1:12.176	36.073	36.103

(67) Marcos Senra

1	1:13.900	37.458	36.442
2	1:12.682	36.527	36.155
3	1:12.818	36.728	36.090
4	1:12.925	36.398	36.527
5	4:40.435	37.311	40.029
6	1:12.553	36.154	36.399
7	<b>1:12.040</b>	36.252	<b>35.788</b>
8	1:12.815	<b>36.122</b>	36.693
9	1:12.729	36.351	36.378

(98) Daniel Silingardi Lopes

1	1:13.486	36.974	36.512
2	1:12.532	36.204	36.328
3	1:12.890	36.745	<b>36.145</b>
4	<b>1:12.448</b>	36.025	36.423
5	1:13.073	<b>35.862</b>	37.211
6	1:13.903	37.171	36.732
7	1:13.119	36.241	36.878
8	1:14.000	36.492	37.508
9	1:13.347	36.831	36.516
10	1:12.476	36.076	36.400
11	1:13.014	36.086	36.928
12	1:13.091	36.497	36.594
13	1:14.017	36.740	37.277
14	1:12.997	36.303	36.694
15	1:13.329	36.722	36.607
16	1:13.981	36.741	37.240
17	5:41.423	37.476	36.575
18	1:13.095	36.348	36.747
19	1:12.939	36.700	36.239
20	1:13.167	36.359	36.808
21	1:12.833	36.032	36.801
22	1:13.212	36.478	36.734
23	1:12.543	36.231	36.312

(4) Diego Guimaraes

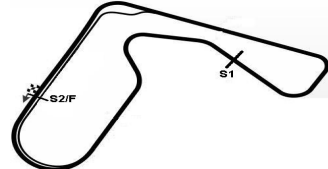
1	1:24.144	43.137	41.007
2	1:17.757	39.877	37.880
3	1:15.734	38.540	37.194
4	1:15.891	38.381	37.510
5	1:15.112	37.687	37.425
6	4:17.212	39.116	38.900
7	1:15.529	38.582	36.947
8	<b>1:13.340</b>	37.394	<b>35.946</b>
9	1:13.730	37.431	36.299
10	1:13.885	<b>37.166</b>	36.719





# 9ª ETAPA SUPERBIKE SERIES BRASIL - 2013

08, 09 e 10 de Novembro - Cascavel - PR



## SUPERBIKE SERIES BRASIL 9a ETAPA

600cc SuperSport

AUT INTERNACIONAL ZILMAR BEUX 3,058 km

1o TREINO CLASSIFICATORIO - 600cc SS

09/11/2013 08:50

Qualifying (35:00 Time) started at 8:55:36

Lap	Lap Tm	S1	S2
<b>(25) Vitor Reis</b>			
1	1:20.343	41.162	39.181
2	1:19.119	40.846	38.273
3	6:18.210	40.342	38.182
4	1:15.189	38.523	36.666
5	1:14.114	37.903	<b>36.211</b>
6	1:15.218	38.370	36.848
7	1:14.610	37.920	36.690
8	1:15.352	38.115	37.237
9	1:26.138	41.775	44.363
10	1:20.950	43.054	37.896
11	1:14.691	37.665	37.026
12	5:44.465	38.484	36.789
13	<b>1:13.661</b>	<b>37.351</b>	36.310
14	1:15.208	38.543	36.665
15	1:17.245	40.083	37.162

<b>(13) Gabriel Peralta</b>			
1	1:16.093	38.256	37.837
2	1:15.219	37.593	37.626
3	1:14.550	37.556	36.994
4	1:15.250	<b>37.187</b>	38.063
5	1:17.278	40.564	36.714
6	14:15.660	47.173	36.579
7	<b>1:13.726</b>	37.682	<b>36.044</b>

<b>(42) Victor Villaverde</b>			
1	1:18.610	39.741	38.869
2	1:16.039	38.329	37.710
3	1:15.857	38.059	37.798
4	1:17.091	38.000	39.091
5	1:16.696	38.768	37.928
6	1:16.316	37.678	38.638
7	1:17.069	39.265	37.804
8	1:15.050	37.425	37.625
9	<b>1:14.675</b>	<b>37.025</b>	37.650
10	1:14.825	37.312	37.513
11	1:14.840	37.776	<b>37.064</b>
12	1:16.513	38.091	38.422

