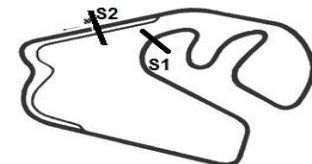




# 2ª ETAPA SUPERBIKE SERIES BRASIL - 2013

26, 27 e 28 de abril - Interlagos - SP



## SUPERBIKE SERIES BRASIL 2a ETAPA 2013

600cc SuperSport

AUT J CARLOS PACE - INTERLAGOS 4,309 Km

PROVA - 600cc SS

28/04/2013 14:05

Race (12 Laps) started at 14:10:06

Lap	Time of Day	Lap Tm	S1	S2
<b>(777) Douglas Figueiredo</b>				
1	14:11:53.546	1:46.790	53.380	53.410
2	14:13:36.849	<b>1:43.303</b>	49.839	53.464
3	14:15:20.272	1:43.423	50.143	<b>53.280</b>
4	14:17:03.665	1:43.393	<b>49.829</b>	53.564
5	14:18:47.358	1:43.693	49.900	53.793
6	14:20:32.238	1:44.880	50.592	54.288
7	14:22:16.162	1:43.924	50.049	53.875
8	14:24:02.031	1:45.869	51.952	53.917
9	14:25:47.489	1:45.458	50.624	54.834
10	14:27:32.282	1:44.793	50.415	54.378
11	14:29:17.190	1:44.908	50.476	54.432
12	14:31:07.186	1:49.996	51.383	58.613

Lap	Time of Day	Lap Tm	S1	S2
<b>(9) André Verissimo</b>				
1	14:11:55.062	1:48.026	54.314	<b>53.712</b>
2	14:13:39.443	<b>1:44.381</b>	<b>50.560</b>	53.821
3	14:15:24.693	1:45.250	50.967	54.283
4	14:17:10.571	1:45.878	50.982	54.896
5	14:18:56.308	1:45.737	51.225	54.512
6	14:20:42.184	1:45.876	51.249	54.627
7	14:22:27.987	1:45.803	51.327	54.476
8	14:24:14.433	1:46.446	52.050	54.396
9	14:26:00.697	1:46.264	51.838	54.426
10	14:27:47.124	1:46.427	51.412	55.015
11	14:29:35.044	1:47.920	53.640	54.280
12	14:31:22.418	1:47.374	51.854	55.520

Lap	Time of Day	Lap Tm	S1	S2
<b>(117) Dudu Costa Neto</b>				
1	14:11:59.019	1:51.169	56.109	55.060
2	14:13:45.579	1:46.560	51.864	54.696
3	14:15:31.764	1:46.185	51.696	54.489
4	14:17:18.001	1:46.237	51.584	54.653
5	14:19:03.783	1:45.782	51.294	54.488
6	14:20:49.892	1:46.109	51.163	54.946
7	14:22:35.365	<b>1:45.473</b>	<b>50.873</b>	54.600
8	14:24:21.191	1:45.826	51.413	<b>54.413</b>
9	14:26:08.860	1:47.669	51.980	55.689
10	14:27:55.875	1:47.015	52.037	54.978
11	14:29:42.733	1:46.858	51.664	55.194
12	14:31:28.833	1:46.100	51.563	54.537

Lap	Time of Day	Lap Tm	S1	S2
<b>(22) Alex Schultz</b>				
1	14:11:57.405	1:49.492	54.658	54.834
2	14:13:43.901	1:46.496	51.860	54.636
3	14:15:30.005	1:46.104	51.265	54.839
4	14:17:16.561	1:46.556	51.544	55.012
5	14:19:02.485	1:45.924	51.271	54.653
6	14:20:48.129	<b>1:45.644</b>	<b>51.186</b>	54.458
7	14:22:33.800	1:45.671	51.296	<b>54.375</b>
8	14:24:20.333	1:46.533	51.540	54.993
9	14:26:08.635	1:48.302	52.360	55.942
10	14:27:55.155	1:46.520	51.983	54.537
11	14:29:42.089	1:46.934	52.029	54.905
12	14:31:28.873	1:46.784	51.808	54.976

Lap	Time of Day	Lap Tm	S1	S2
<b>(67) Marcos Senra</b>				
1	14:12:01.508	1:53.876	57.459	56.417
2	14:13:49.753	1:48.245	52.541	55.704
3	14:15:38.178	1:48.425	52.635	55.790
4	14:17:26.467	1:48.289	52.853	<b>55.436</b>
5	14:19:14.536	1:48.069	52.578	55.491
6	14:21:02.467	1:47.931	52.356	55.575
7	14:22:50.861	1:48.394	<b>52.250</b>	56.144
8	14:24:39.622	1:48.761	52.902	55.859

Lap	Time of Day	Lap Tm	S1	S2
9	14:26:27.475	<b>1:47.853</b>	52.344	55.509
10	14:28:16.296	1:48.821	52.660	56.161
11	14:30:07.755	1:51.459	54.883	56.576
12	14:31:56.631	1:48.876	53.060	55.816

Lap	Time of Day	Lap Tm	S1	S2
<b>(23) Ives Moraes</b>				
1	14:12:16.274	2:08.860	1:09.770	59.090
2	14:14:06.642	1:50.368	52.986	57.382
3	14:15:56.184	1:49.542	53.473	56.069
4	14:17:45.312	1:49.128	53.086	56.042
5	14:19:33.550	1:48.238	52.840	55.398
6	14:21:21.117	<b>1:47.567</b>	<b>52.283</b>	<b>55.284</b>
7	14:23:08.892	1:47.775	52.405	55.370
8	14:24:58.120	1:49.228	52.348	56.880
9	14:26:47.452	1:49.332	53.350	55.982
10	14:28:36.179	1:48.727	52.485	56.242
11	14:30:25.881	1:49.702	53.295	56.407
12	14:32:15.299	1:49.418	53.395	56.023

Lap	Time of Day	Lap Tm	S1	S2
<b>(96) Fabiano Carazzai</b>				
1	14:12:06.807	1:57.938	57.537	1:00.401
2	14:13:56.150	1:49.343	52.890	56.453
3	14:15:46.622	1:50.472	53.582	56.890
4	14:17:36.227	1:49.605	53.386	<b>56.219</b>
5	14:19:25.344	1:49.117	52.857	56.260
6	14:21:14.918	1:49.574	53.152	56.422
7	14:23:06.109	1:51.191	53.466	57.725
8	14:24:58.120	1:52.011	54.509	57.502
9	14:26:47.930	1:49.810	52.948	56.862
10	14:28:36.718	<b>1:48.788</b>	<b>52.530</b>	56.258
11	14:30:25.899	1:49.181	52.947	56.234
12	14:32:16.092	1:50.193	53.605	56.588

Lap	Time of Day	Lap Tm	S1	S2
<b>(19) Douglas Pecoraro</b>				
1	14:12:07.325	1:58.824	1:01.030	57.794
2	14:13:58.070	1:50.745	54.344	56.401
3	14:15:47.232	<b>1:49.162</b>	53.113	56.049
4	14:17:37.508	1:50.276	54.051	56.225
5	14:19:27.728	1:50.220	54.199	<b>56.021</b>
6	14:21:17.152	1:49.424	<b>53.067</b>	56.357
7	14:23:07.703	1:50.551	53.926	56.625
8	14:24:58.119	1:50.416	53.196	57.220
9	14:26:48.412	1:50.293	53.724	56.569
10	14:28:38.680	1:50.268	53.969	56.299
11	14:30:29.579	1:50.899	53.751	57.148
12	14:32:20.496	1:50.917	54.000	56.917

Lap	Time of Day	Lap Tm	S1	S2
<b>(111) Erika Cunha</b>				
1	14:12:08.025	1:58.669	1:01.027	57.642
2	14:14:00.663	1:52.638	55.161	57.477
3	14:15:50.669	1:50.006	54.405	55.601
4	14:17:40.651	1:49.982	53.942	56.040
5	14:19:29.125	<b>1:48.474</b>	53.381	<b>55.093</b>
6	14:21:17.872	1:48.747	<b>53.128</b>	55.619
7	14:23:09.200	1:51.328	54.342	56.986
8	14:24:59.429	1:50.229	54.506	55.723
9	14:26:49.607	1:50.178	54.202	55.976
10	14:28:38.873	1:49.266	53.470	55.796
11	14:30:29.709	1:50.836	53.996	56.840
12	14:32:20.895	1:51.186	54.622	56.564

Lap	Time of Day	Lap Tm	S1	S2
<b>(74) Wilson Negrini</b>				
1	14:12:07.582	1:58.452	59.822	58.630
2	14:14:01.186	1:53.604	56.184	57.420
3	14:15:52.743	1:51.557	54.492	57.065
4	14:17:43.346	1:50.603	54.147	56.456

CRONOMETRAGEM

DIRETOR DE PROVA

COMISSARIOS

Orbits

www.cronoelo.com.br

RESULTADO SUJEITO A VERIFICAÇÕES TÉCNICAS E OU DESPORTIVAS

Printed: 28/04/2013 14:38:01

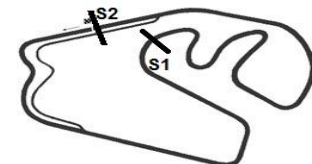


CRONOELO  
CRONOMETRAGEM



# 2ª ETAPA SUPERBIKE SERIES BRASIL - 2013

26, 27 e 28 de abril - Interlagos - SP



## SUPERBIKE SERIES BRASIL 2a ETAPA 2013

600cc SuperSport

AUT J CARLOS PACE - INTERLAGOS 4,309 Km

PROVA - 600cc SS

28/04/2013 14:05

Race (12 Laps) started at 14:10:06

Lap	Time of Day	Lap Tm	S1	S2
5	14:19:33.949	1:50.603	53.869	56.734
6	14:21:24.346	1:50.397	<b>52.951</b>	57.446
7	14:23:14.873	1:50.527	54.150	56.377
8	14:25:05.255	1:50.382	54.169	56.213
9	14:26:54.401	<b>1:49.146</b>	52.992	56.154
10	14:28:43.577	1:49.176	53.403	<b>55.773</b>
11	14:30:33.224	1:49.647	53.297	56.350
12	14:32:22.405	1:49.181	53.325	55.856

(4) Diego Guimarães de Faria

1	14:12:08.469	1:58.584	1:00.858	57.726
2	14:14:00.413	1:51.944	54.882	57.062
3	14:15:50.678	1:50.265	53.783	56.482
4	14:17:41.895	1:51.217	54.177	57.040
5	14:19:31.671	1:49.776	53.453	56.323
6	14:21:21.093	<b>1:49.422</b>	<b>53.243</b>	<b>56.179</b>
7	14:23:11.935	1:50.842	54.151	56.691
8	14:25:02.898	1:50.963	54.407	56.556
9	14:26:54.091	1:51.193	53.861	57.332
10	14:28:46.086	1:51.995	54.901	57.094
11	14:30:37.924	1:51.838	54.936	56.902
12	14:32:29.059	1:51.135	54.281	56.854

(10) Antonio Carlos Franzen

1	14:12:01.451	1:53.172	56.547	56.625
2	14:14:06.738	2:05.287	1:07.474	57.813
3	14:15:59.265	1:52.527	55.653	56.874
4	14:17:51.164	1:51.899	55.349	56.550
5	14:19:41.322	1:50.158	53.882	56.276
6	14:21:32.009	1:50.687	54.358	56.329
7	14:23:24.857	1:52.848	56.409	56.439
8	14:25:15.174	1:50.317	53.909	56.408
9	14:27:04.620	<b>1:49.446</b>	<b>53.179</b>	<b>56.267</b>
10	14:28:54.323	1:49.703	53.229	56.474
11	14:30:45.166	1:50.843	54.245	56.598
12	14:32:36.317	1:51.151	54.714	56.437

(27) Sebastian Rochon

1	14:12:07.757	1:57.380	59.648	57.732
2	14:13:59.878	1:52.121	55.002	57.119
3	14:15:52.280	1:52.402	55.653	56.749
4	14:17:44.658	1:52.378	55.276	57.102
5	14:19:36.020	1:51.362	54.257	57.105
6	14:21:27.472	1:51.452	54.444	57.008
7	14:23:19.987	1:52.515	54.241	58.274
8	14:25:11.108	1:51.121	<b>54.101</b>	57.020
9	14:27:02.774	1:51.666	54.456	57.210
10	14:28:53.945	1:51.171	54.313	56.858
11	14:30:47.031	1:53.086	56.149	56.937
12	14:32:37.819	<b>1:50.788</b>	54.684	<b>56.104</b>

(84) Rafael Jubram

1	14:12:11.240	2:01.798	1:02.960	58.838
2	14:14:03.170	1:51.930	54.803	57.127
3	14:15:54.712	1:51.542	53.749	57.793
4	14:17:46.596	1:51.884	54.816	57.068
5	14:19:36.063	<b>1:49.467</b>	<b>52.738</b>	<b>56.729</b>
6	14:21:26.303	1:50.240	52.860	57.380
7	14:23:18.555	1:52.252	54.993	57.259
8	14:25:10.469	1:51.914	54.266	57.648
9	14:27:02.681	1:52.212	54.558	57.654
10	14:28:54.837	1:52.156	54.593	57.563
11	14:30:48.057	1:53.220	55.600	57.620
12	14:32:40.667	1:52.610	55.405	57.205

(8) Ricardo Bruniera

Lap	Time of Day	Lap Tm	S1	S2
1	14:12:11.818	2:01.140	1:02.212	58.928
2	14:14:04.908	1:53.090	54.836	58.254
3	14:15:57.245	1:52.337	54.534	57.803
4	14:17:48.518	1:51.273	54.338	56.935
5	14:19:40.129	1:51.611	54.112	57.499
6	14:21:30.830	1:50.701	53.929	56.772
7	14:23:24.534	1:53.704	55.877	57.827
8	14:25:15.712	1:51.178	53.936	57.242
9	14:27:06.315	1:50.603	<b>53.595</b>	57.008
10	14:28:58.684	1:52.369	54.951	57.418
11	14:30:50.405	1:51.721	53.843	57.878
12	14:32:40.764	<b>1:50.359</b>	53.684	<b>56.675</b>

(46) Jimmy Keller

1	14:12:13.676	2:03.318	1:03.086	1:00.232
2	14:14:06.744	1:53.068	54.196	58.872
3	14:15:58.873	1:52.129	54.301	57.828
4	14:17:50.108	1:51.235	53.531	57.704
5	14:19:41.774	1:51.666	53.812	57.854
6	14:21:33.803	1:52.029	54.358	57.671
7	14:23:27.629	1:53.826	55.375	58.451
8	14:25:19.031	1:51.402	54.004	57.398
9	14:27:09.398	<b>1:50.367</b>	53.498	<b>56.869</b>
10	14:29:02.436	1:53.038	55.022	58.016
11	14:30:53.075	1:50.639	<b>53.076</b>	57.563
12	14:32:45.923	1:52.848	54.610	58.238

(75) Fabricio de Castro

1	14:12:13.882	2:03.093	1:02.783	1:00.310
2	14:14:08.721	1:54.839	55.717	59.122
3	14:16:01.913	1:53.192	54.918	58.274
4	14:17:54.884	1:52.971	55.163	57.808
5	14:19:46.837	1:51.953	54.381	57.572
6	14:21:39.163	1:52.326	54.544	57.782
7	14:23:31.964	1:52.801	55.265	57.536
8	14:25:23.713	1:51.749	54.073	57.676
9	14:27:15.380	1:51.667	54.478	57.189
10	14:29:08.595	1:53.215	54.992	58.223
11	14:31:00.022	1:51.427	54.302	57.125
12	14:32:50.612	<b>1:50.590</b>	<b>53.603</b>	<b>56.987</b>

(82) Gerson Campos

1	14:12:09.869	2:00.133	1:01.152	58.981
2	14:14:02.535	1:52.666	54.511	58.155
3	14:15:54.405	1:51.870	<b>54.200</b>	57.670
4	14:17:46.577	1:52.172	54.735	57.437
5	14:19:37.793	1:51.216	54.222	56.994
6	14:21:29.871	1:52.078	54.604	57.474
7	14:23:24.528	1:54.657	56.651	58.006
8	14:25:17.249	1:52.721	55.441	57.280
9	14:27:08.369	<b>1:51.120</b>	54.297	<b>56.823</b>
10	14:29:02.373	1:54.004	55.641	58.363
11	14:30:57.529	1:55.156	56.134	59.022
12	14:32:52.743	1:55.214	55.851	59.363

(61) Durval Careca

1	14:12:13.546	2:03.349	1:02.939	1:00.410
2	14:14:06.814	1:53.268	54.767	58.501
3	14:16:00.332	1:53.518	55.413	58.105
4	14:17:52.786	1:52.454	55.076	57.378
5	14:19:45.284	1:52.498	55.004	57.494
6	14:21:38.282	1:52.998	54.477	58.521
7	14:23:32.057	1:53.775	55.905	57.870
8	14:25:24.189	1:52.132	54.208	57.924
9	14:27:15.790	<b>1:51.601</b>	54.570	<b>57.031</b>
10	14:29:08.101	1:52.311	53.993	58.318

CRONOMETRAGEM

DIRETOR DE PROVA

COMISSARIOS

Orbits

www.cronoelo.com.br

RESULTADO SUJEITO A VERIFICAÇÕES TÉCNICAS E OU DESPORTIVAS

Printed: 28/04/2013 14:38:01

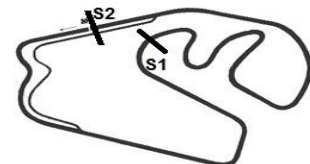


CRONOELO  
CRONOMETRAGEM



# 2ª ETAPA SUPERBIKE SERIES BRASIL - 2013

26, 27 e 28 de abril - Interlagos - SP



## SUPERBIKE SERIES BRASIL 2a ETAPA 2013

600cc SuperSport

AUT J CARLOS PACE - INTERLAGOS 4,309 Km

PROVA - 600cc SS

28/04/2013 14:05

Race (12 Laps) started at 14:10:06

Lap	Time of Day	Lap Tm	S1	S2	Lap	Time of Day	Lap Tm	S1	S2
11	14:31:00.808	1:52.707	54.422	58.285	9	14:27:18.407	<b>1:51.604</b>	<b>54.230</b>	57.374
12	14:32:52.893	1:52.085	<b>53.939</b>	58.146	10	14:29:19.638	2:01.231	1:00.440	1:00.791
					11	14:31:17.012	1:57.374	56.337	1:01.037

(73) Pierre g. q. Balducci

1	14:12:14.030	2:02.011	1:02.324	59.687
2	14:14:07.929	1:53.899	55.884	58.015
3	14:16:00.490	1:52.561	55.161	57.400
4	14:17:53.285	1:52.795	55.320	57.475
5	14:19:46.038	1:52.753	55.657	57.096
6	14:21:38.286	1:52.248	54.506	57.742
7	14:23:30.827	1:52.541	54.971	57.570
8	14:25:24.028	1:53.201	54.915	58.286
9	14:27:15.209	<b>1:51.181</b>	54.554	56.627
10	14:29:06.607	1:51.398	<b>54.176</b>	57.222
11	14:30:59.312	1:52.705	54.550	58.155
12	14:32:53.155	1:53.843	57.243	<b>56.600</b>

(85) Lucas Moyses

1	14:12:15.788	2:04.431	1:03.365	1:01.066
2	14:14:11.798	1:56.010	56.663	59.347
3	14:16:07.421	1:55.623	55.739	59.884
4	14:18:02.441	1:55.020	56.010	59.010
5	14:19:56.639	1:54.198	55.195	59.003
6	14:21:54.131	1:57.492	57.369	1:00.123
7	14:23:47.672	1:53.541	55.535	58.006
8	14:25:41.376	1:53.704	55.511	58.193
9	14:27:35.384	1:54.008	55.295	58.713
10	14:29:27.890	<b>1:52.506</b>	<b>54.674</b>	<b>57.832</b>
11	14:31:22.690	1:54.800	55.404	59.396

(98) Daniel Silingardi Lopes

1	14:12:12.006	2:01.723	1:02.494	59.229
2	14:14:04.985	1:52.979	55.397	57.582
3	14:15:58.926	1:53.941	55.247	58.694
4	14:17:52.295	1:53.369	55.540	57.829
5	14:19:45.700	1:53.405	55.372	58.033
6	14:21:39.194	1:53.494	55.468	58.026
7	14:23:32.674	1:53.480	55.942	57.538
8	14:25:25.078	1:52.404	55.112	57.292
9	14:27:16.659	<b>1:51.581</b>	54.706	<b>56.875</b>
10	14:29:09.120	1:52.461	54.765	57.696
11	14:31:01.366	1:52.246	<b>54.385</b>	57.861
12	14:32:53.649	1:52.283	54.407	57.876

(25) Leonardo Nicolini

1	14:12:16.041	2:04.417	1:03.393	1:01.024
2	14:14:12.140	1:56.099	56.666	59.433
3	14:16:08.175	1:56.035	56.737	59.298
4	14:18:03.895	1:55.720	56.540	59.180
5	14:19:58.779	1:54.884	56.007	58.877
6	14:21:54.516	1:55.737	56.086	59.651
7	14:23:52.298	1:57.782	57.844	59.938
8	14:25:49.945	1:57.647	57.358	1:00.289
9	14:27:44.904	1:54.959	56.667	58.292
10	14:29:38.845	<b>1:53.941</b>	<b>55.707</b>	<b>58.234</b>
11	14:31:33.057	1:54.212	55.939	58.273

(89) Gustavo Sinzinger

1	14:12:11.858	2:01.215	1:01.469	59.746
2	14:14:06.794	1:54.936	55.854	59.082
3	14:16:00.411	1:53.617	55.256	58.361
4	14:17:54.868	1:54.457	56.087	58.370
5	14:19:47.870	1:53.002	54.937	58.065
6	14:21:40.583	1:52.713	54.683	58.030
7	14:23:34.187	1:53.604	55.190	58.414
8	14:25:26.677	1:52.490	54.618	57.872
9	14:27:19.234	1:52.557	54.984	<b>57.573</b>
10	14:29:11.661	<b>1:52.427</b>	<b>54.599</b>	57.828
11	14:31:07.497	1:55.836	56.434	59.402

(28) Rodrigo Faria

1	14:12:13.988	2:02.143	1:02.002	1:00.141
2	14:14:09.462	<b>1:55.474</b>	57.008	<b>58.466</b>
3	14:16:05.085	1:55.623	56.771	58.852
4	14:18:00.857	1:55.772	56.491	59.281
5	14:19:56.419	1:55.562	<b>56.470</b>	59.092
6	14:21:53.235	1:56.816	57.376	59.440
7	14:23:50.872	1:57.637	57.902	59.735
8	14:25:49.115	1:58.243	58.290	59.953
9	14:27:46.309	1:57.194	57.681	59.513
10	14:29:43.555	1:57.246	57.111	1:00.135
11	14:31:41.025	1:57.470	57.635	59.835

(1) Willians Jose Sales

1	14:12:11.429	2:00.778	1:00.744	1:00.034
2	14:14:05.126	1:53.697	55.590	58.107
3	14:15:58.418	1:53.292	55.388	57.904
4	14:17:52.590	1:54.172	54.944	59.228
5	14:19:45.008	1:52.418	54.577	57.841
6	14:21:38.356	1:53.348	54.892	58.456
7	14:23:31.384	1:53.028	55.300	<b>57.728</b>
8	14:25:24.547	1:53.163	55.110	58.053
9	14:27:17.192	1:52.645	54.761	57.884
10	14:29:09.513	<b>1:52.321</b>	<b>54.418</b>	57.903
11	14:31:08.112	1:58.599	59.883	58.716

(50) Rodrigo Cesar Volpon

1	14:12:15.666	2:04.344	1:03.292	1:01.052
2	14:14:11.850	1:56.184	56.185	59.999
3	14:16:08.105	1:56.255	56.351	59.904
4	14:18:04.035	1:55.930	<b>55.752</b>	1:00.178
5	14:19:59.701	1:55.666	56.357	<b>59.309</b>
6	14:21:55.226	<b>1:55.525</b>	56.153	59.372
7	14:23:52.453	1:57.227	56.271	1:00.956
8	14:25:54.486	2:02.033	56.897	1:05.136
9	14:27:51.150	1:56.664	57.060	59.604
10	14:29:46.709	1:55.559	56.000	59.559
11	14:31:42.554	1:55.845	56.389	59.456

(90) Fabio Teixeira Neto

1	14:12:10.867	2:00.395	1:01.376	59.019
2	14:14:03.874	1:53.007	55.021	57.986
3	14:15:56.566	1:52.692	54.742	57.950
4	14:17:49.685	1:53.119	54.880	58.239
5	14:19:44.239	1:54.554	55.679	58.875
6	14:21:37.959	1:53.720	55.337	58.383
7	14:23:30.910	1:52.951	55.923	<b>57.028</b>
8	14:25:26.803	1:55.893	54.690	1:01.203

(265) Julio Fortunato

1	14:12:20.491	2:08.363	1:05.024	1:03.339
2	14:14:20.903	2:00.412	58.779	1:01.633
3	14:16:20.261	1:59.358	58.595	1:00.763
4	14:18:18.247	1:57.986	57.835	1:00.151
5	14:20:16.128	1:57.881	57.820	1:00.061
6	14:22:12.925	<b>1:56.797</b>	<b>57.227</b>	59.570
7	14:24:11.378	1:58.453	58.896	59.557
8	14:26:09.068	1:57.690	58.220	59.470
9	14:28:06.130	1:57.062	57.320	59.742

CRONOMETRAGEM

DIRETOR DE PROVA

COMISSARIOS

Orbits

www.cronoelo.com.br



CRONOELO  
CRONOMETRAGEM

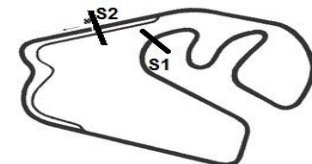
RESULTADO SUJEITO A VERIFICAÇÕES TÉCNICAS E OU DESPORTIVAS

Printed: 28/04/2013 14:38:01



# 2ª ETAPA SUPERBIKE SERIES BRASIL - 2013

26, 27 e 28 de abril - Interlagos - SP



## SUPERBIKE SERIES BRASIL 2a ETAPA 2013

600cc SuperSport

AUT J CARLOS PACE - INTERLAGOS 4,309 Km

PROVA - 600cc SS

28/04/2013 14:05

Race (12 Laps) started at 14:10:06

Lap	Time of Day	Lap Tm	S1	S2
10	14:30:03.395	1:57.265	57.768	59.497
11	14:32:00.572	1:57.177	57.960	<b>59.217</b>

(72) Luiz Gustavo Rosati

Lap	Time of Day	Lap Tm	S1	S2
1	14:12:20.149	2:08.265	1:04.051	1:04.214
2	14:14:20.746	2:00.597	58.540	1:02.057
3	14:16:18.844	1:58.098	57.966	1:00.132
4	14:18:17.859	1:59.015	58.584	1:00.431
5	14:20:16.529	1:58.670	58.428	1:00.242
6	14:22:14.308	1:57.779	57.704	1:00.075
7	14:24:13.915	1:59.607	58.576	1:01.031
8	14:26:13.025	1:59.110	57.436	1:01.674
9	14:28:10.053	<b>1:57.028</b>	<b>57.290</b>	<b>59.738</b>
10	14:30:10.802	2:00.749	59.527	1:01.222
11	14:32:08.538	1:57.736	57.959	59.777

(26) Carlos Pereira

Lap	Time of Day	Lap Tm	S1	S2
1	14:12:18.972	2:06.803	1:03.510	1:03.293
2	14:14:18.264	1:59.292	57.814	1:01.478
3	14:16:17.997	1:59.733	59.043	1:00.690
4	14:18:17.137	1:59.140	58.784	1:00.356
5	14:20:16.110	1:58.973	58.379	1:00.594
6	14:22:14.076	<b>1:57.966</b>	57.858	<b>1:00.108</b>
7	14:24:13.126	1:59.050	58.571	1:00.479
8	14:26:12.551	1:59.425	58.007	1:01.418
9	14:28:11.321	1:58.770	<b>57.746</b>	1:01.024
10	14:30:12.390	2:01.069	59.657	1:01.412
11	14:32:11.208	1:58.818	57.843	1:00.975

(77) Felipe Todeschini

Lap	Time of Day	Lap Tm	S1	S2
1	14:12:22.638	2:10.338	1:06.108	1:04.230
2	14:14:23.393	2:00.755	59.715	1:01.040
3	14:16:23.701	2:00.308	59.720	1:00.588
4	14:18:22.648	1:58.947	58.412	1:00.535
5	14:20:21.091	1:58.443	58.006	1:00.437
6	14:22:20.490	1:59.399	58.212	1:01.187
7	14:24:21.451	2:00.961	59.342	1:01.619
8	14:26:20.660	1:59.209	58.557	1:00.652
9	14:28:19.274	1:58.614	57.867	1:00.747
10	14:30:18.650	1:59.376	58.212	1:01.164
11	14:32:15.715	<b>1:57.065</b>	<b>57.468</b>	<b>59.597</b>

(93) Luiz Agnaldo Genari

Lap	Time of Day	Lap Tm	S1	S2
1	14:12:20.443	2:08.273	1:04.591	1:03.682
2	14:14:23.229	2:02.786	59.390	1:03.396
3	14:16:21.674	1:58.445	57.799	1:00.646
4	14:18:18.987	<b>1:57.313</b>	<b>57.695</b>	59.618
5	14:20:16.975	1:57.988	58.271	59.717
6	14:22:14.770	1:57.795	58.197	<b>59.598</b>
7	14:24:14.020	1:59.250	59.482	59.768
8	14:26:13.287	1:59.267	58.445	1:00.822
9	14:28:14.393	2:01.106	58.417	1:02.689
10	14:30:18.463	2:04.070	1:00.950	1:03.120
11	14:32:22.169	2:03.706	1:00.776	1:02.930

(999) Marcos Fortunato

Lap	Time of Day	Lap Tm	S1	S2
1	14:12:20.263	2:07.260	1:03.096	1:04.164
2	14:14:23.288	2:03.025	59.797	<b>1:03.228</b>
3	14:16:26.928	2:03.640	59.387	1:04.253
4	14:18:29.800	<b>2:02.872</b>	59.378	1:03.494
5	14:20:34.170	2:04.370	<b>59.108</b>	1:05.262
6	14:22:37.885	2:03.715	59.364	1:04.351
7	14:24:44.582	2:06.697	1:02.456	1:04.241
8	14:26:48.574	2:03.992	59.642	1:04.350
9	14:28:53.454	2:04.880	1:00.266	1:04.614
10	14:31:01.424	2:07.970	59.865	1:08.105

(66) Marcus Trotta

Lap	Time of Day	Lap Tm	S1	S2
1	14:11:57.857	1:50.033	55.583	54.450
2	14:13:42.872	<b>1:45.015</b>	<b>50.949</b>	54.066
3	14:15:27.938	1:45.066	51.148	<b>53.918</b>
4	14:17:13.305	1:45.367	51.150	54.217
5	14:18:59.377	1:46.072	51.453	54.619
6	14:20:46.207	1:46.830	51.785	55.045
7	14:22:32.328	1:46.121	51.819	54.302
8	14:24:19.782	1:47.454	52.525	54.929
9	14:26:08.377	1:48.595	52.773	55.822
10	14:27:55.044	1:46.667	52.217	54.450

(38) Roberto Schatzman

Lap	Time of Day	Lap Tm	S1	S2
1	14:12:10.689	2:01.090	1:01.527	59.563
2	14:14:02.850	1:52.161	54.083	58.078
3	14:15:54.688	1:51.838	54.338	57.500
4	14:17:47.915	1:53.227	54.965	58.262
5	14:19:38.159	<b>1:50.244</b>	<b>53.294</b>	56.950
6	14:21:28.614	1:50.455	53.616	56.839
7	14:23:24.841	1:56.227	59.412	<b>56.815</b>
8	14:25:17.947	1:53.106	55.358	57.748
9	14:27:08.669	1:50.722	53.862	56.860
10	14:28:59.588	1:50.919	53.478	57.441

(17) Henrique Melo

Lap	Time of Day	Lap Tm	S1	S2
1	14:12:22.471	2:10.313	1:05.878	1:04.435
2	14:14:27.224	2:04.753	1:00.681	1:04.072
3	14:16:30.114	<b>2:02.890</b>	<b>59.921</b>	<b>1:02.969</b>
4	14:18:39.790	2:09.676	1:05.107	1:04.569
5	14:20:50.783	2:10.993	1:04.141	1:06.852
6	14:22:55.218	2:04.435	1:00.438	1:03.997
7	14:25:01.225	2:06.007	1:01.822	1:04.185
8	14:27:05.322	2:04.097	1:00.912	1:03.185
9	14:29:10.124	2:04.802	1:01.237	1:03.565
10	14:31:19.886	2:09.762	1:03.062	1:06.700

(44) Edson Fibla

Lap	Time of Day	Lap Tm	S1	S2
1	14:12:07.434	1:57.804	59.694	58.110
2	14:13:57.444	1:50.010	54.032	<b>55.978</b>
3	14:15:47.270	1:49.826	53.446	56.380
4	14:17:38.690	1:51.420	54.473	56.947
5	14:19:28.701	1:50.011	53.520	56.491
6	14:21:17.517	<b>1:48.816</b>	<b>52.819</b>	55.997
7	14:23:08.671	1:51.154	54.143	57.011

(13) Gabriel Peralta

Lap	Time of Day	Lap Tm	S1	S2
1	14:12:04.137	1:55.343	58.333	57.010
2	14:13:53.620	<b>1:49.483</b>	<b>52.878</b>	56.605
3	14:15:43.999	1:50.379	53.669	56.710
4	14:17:34.327	1:50.328	53.867	56.461
5	14:19:25.288	1:50.961	53.887	57.074
6	14:21:17.758	1:52.470	54.472	57.998
7	14:23:08.676	1:50.918	54.753	<b>56.165</b>

(419) Nicolas Barreto

Lap	Time of Day	Lap Tm	S1	S2
1	14:12:09.161	1:58.872	1:00.206	58.666
2	14:14:01.527	1:52.366	54.849	57.517
3	14:15:53.555	1:52.028	54.657	57.371
4	14:17:45.460	1:51.905	54.217	57.688
5	14:19:36.754	1:51.294	<b>54.133</b>	57.161
6	14:21:28.042	<b>1:51.288</b>	54.175	<b>57.113</b>
p7	14:24:15.248	2:47.206	1:34.854	

(83) Christian Cerciari

CRONOMETRAGEM

DIRETOR DE PROVA

COMISSARIOS

Orbits

www.cronoelo.com.br

RESULTADO SUJEITO A VERIFICAÇÕES TÉCNICAS E OU DESPORTIVAS

Printed: 28/04/2013 14:38:01

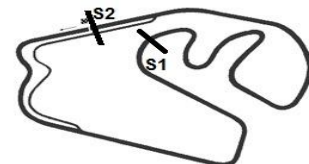


CRONOELO  
CRONOMETRAGEM



# 2ª ETAPA SUPERBIKE SERIES BRASIL - 2013

26, 27 e 28 de abril - Interlagos - SP



## SUPERBIKE SERIES BRASIL 2a ETAPA 2013

600cc SuperSport

AUT J CARLOS PACE - INTERLAGOS 4,309 Km

PROVA - 600cc SS

28/04/2013 14:05

Race (12 Laps) started at 14:10:06

Lap	Time of Day	Lap Tm	S1	S2	Lap	Time of Day	Lap Tm	S1	S2
1	14:12:05.719	1:56.362	59.184	57.178					
2	14:13:56.676	1:50.957	54.285	56.672					
3	14:15:46.853	1:50.177	53.915	56.262					
4	14:17:36.657	<b>1:49.804</b>	53.923	<b>55.881</b>					
5	14:19:26.583	1:49.926	<b>53.805</b>	56.121					
6	14:21:16.704	1:50.121	54.005	56.116					

