

4a Etapa SuperBike Brasil 2016

Ninja 300/SuperStreet/Yamaha R3 CUP

Autódromo de Interlagos 4,309 km

1o TREINO CLASSIFICATÓRIO - 300

16/07/2016 08:00

Qualifying started at 8:01:14

Lap	Lap Tm	S1	S2	S3
(36) Kaywan Freire				
1	2:10.034	33.705	1:04.250	32.079
2	2:07.245	32.797	1:02.377	32.071
3	2:05.124	30.825	1:02.291	32.008
4	2:04.574	30.878	1:01.900	31.796
5	2:04.291	30.527	1:01.862	31.902
6	2:03.253	30.529	1:00.982	31.742
7	2:01.980	30.251	1:00.534	31.195

(64) Sandro Paganelli				
1	2:08.105	31.758	1:04.265	32.082
2	2:05.318	30.309	1:02.903	32.106
3	2:03.030	29.932	1:01.315	31.783
4	2:02.231	30.030	1:00.857	31.344
5	2:03.020	30.225	1:01.058	31.737

(51) Bruno Cesar Borges				
1	2:10.985	34.028	1:05.061	31.896
2	2:06.532	31.835	1:02.823	31.874
3	2:04.415	30.340	1:02.246	31.829
4	2:04.720	30.041	1:02.894	31.785
5	2:04.663	30.366	1:02.459	31.838
6	2:03.529	30.425	1:01.423	31.681
7	2:02.331	29.950	1:00.968	31.413

(27) Eliton Kawakami				
1	2:12.577	33.531	1:06.451	32.595
2	2:08.257	31.850	1:03.657	32.750
3	2:06.298	30.991	1:03.014	32.293
4	2:05.489	30.942	1:02.109	32.438
5	2:04.570	30.528	1:01.559	32.483
6	2:04.053	30.324	1:01.186	32.543
7	2:03.218	30.334	1:00.821	32.063
8	2:09.345	32.194	1:05.117	32.034
9	2:03.347	30.290	1:00.352	32.705

(3) Marco Antonio Reis				
1	2:08.775	31.743	1:04.129	32.903
2	2:06.812	30.959	1:03.504	32.349
3	2:07.758	30.646	1:04.304	32.808
4	2:05.322	30.530	1:02.493	32.299
5	2:04.328	30.394	1:01.816	32.118
6	2:03.697	30.359	1:01.417	31.921
7	2:03.686	30.314	1:01.703	31.669

(211) Hebert Pereira				
1	2:10.492	32.361	1:04.869	33.262
2	2:07.192	31.577	1:02.821	32.794
3	2:05.849	31.082	1:02.094	32.673
4	2:05.586	30.991	1:01.602	32.993
5	2:13.588	30.893	1:04.905	37.790
6	2:09.127	32.226	1:04.110	32.791
7	2:04.356	30.682	1:01.670	32.004
8	2:07.601	31.580	1:03.145	32.876
9	2:03.742	30.789	1:00.742	32.211

(169) Bruno Ribeiro				
1	2:11.011	32.381	1:05.876	32.754
2	2:19.054	30.821	1:08.599	39.634
3	2:11.700	34.896	1:05.137	31.667
4	2:07.493	30.906	1:04.625	31.962
5	2:09.788	33.620	1:04.088	32.080
6	2:06.312	30.667	1:03.291	32.354
7	2:04.335	30.304	1:02.357	31.674
8	2:03.787	30.165	1:02.031	31.591

Lap	Lap Tm	S1	S2	S3
9	2:19.374	35.785	1:11.609	31.980

(20) Diogo Moreira				
1	2:26.819	36.657	1:11.815	38.347
2	4:10.470	37.044	2:59.298	34.128
3	2:10.779	33.083	1:04.804	32.892
4	2:12.680	31.655	1:07.755	33.270
5	2:20.762	31.142	1:16.484	33.136
6	2:03.971	30.309	1:01.566	32.096

(83) Meikon Kawakami				
1	5:21.505	1:34.859	3:13.991	32.655
2	2:09.680	31.964	1:05.519	32.197
3	2:08.770	31.234	1:05.240	32.296
4	2:08.039	32.272	1:03.512	32.255
5	2:06.933	31.054	1:02.410	33.469
6	2:04.665	30.872	1:01.728	32.065
7	2:03.986	30.611	1:01.626	31.749
8	2:05.311	31.096	1:01.553	32.662

(234) Fernando Santos				
1	2:14.784	32.085	1:08.835	33.864
2	2:08.314	31.978	1:03.958	32.378
3	2:06.246	30.896	1:02.725	32.625
4	2:05.596	30.940	1:02.672	31.984
5	2:04.397	30.538	1:02.024	31.835
6	2:04.246	30.555	1:01.626	32.065
7	2:04.151	30.424	1:01.724	32.003

(128) Rafael Gomes Traldi				
1	2:08.551	31.942	1:03.860	32.749
2	2:05.584	31.107	1:02.121	32.356
3	2:05.789	31.435	1:01.979	32.375
4	2:04.481	30.750	1:01.323	32.408

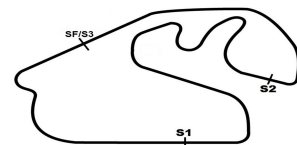
(22) Mauricio Mendes				
1	2:10.145	31.986	1:05.747	32.412
2	2:06.825	31.358	1:03.226	32.241
3	2:05.882	30.726	1:02.873	32.283
4	2:05.335	30.727	1:02.540	32.068
5	2:06.343	30.973	1:02.450	32.920
6	2:05.153	30.109	1:02.121	32.923
7	2:07.860	31.026	1:04.803	32.031
8	2:04.621	30.180	1:01.766	32.675

(92) Willians Sales Piui				
1	4:51.491	36.032	3:41.924	33.535
2	2:08.324	31.758	1:03.574	32.992
3	2:07.233	31.143	1:04.050	32.040
4	2:08.164	31.013	1:04.321	32.830
5	2:05.710	30.859	1:02.368	32.483
6	2:04.713	30.668	1:01.829	32.216
7	2:04.811	30.731	1:01.826	32.254
8	2:05.747	30.952	1:02.431	32.364

(199) Indiana Munoz Gomes				
1	2:26.917	35.998	1:12.218	38.701
2	2:12.240	35.513	1:04.617	32.110
3	2:06.332	31.303	1:03.071	31.958
4	2:06.121	31.020	1:03.014	32.087
5	2:05.345	30.498	1:02.567	32.280
6	2:04.769	30.580	1:02.312	31.877
7	2:06.588	30.982	1:03.411	32.195
8	2:06.141	30.261	1:03.829	32.051

(7) Marciano Santin				
----------------------------	--	--	--	--





4a Etapa SuperBike Brasil 2016

Ninja 300/SuperStreet/Yamaha R3 CUP

Autódromo de Interlagos 4,309 km

1o TREINO CLASSIFICATÓRIO - 300

16/07/2016 08:00

Qualifying started at 8:01:14

Lap	Lap Tm	S1	S2	S3
1	2:13.578	34.663	1:05.864	33.051
2	2:07.781	31.628	1:04.046	32.107
3	2:04.924	30.517	1:02.516	31.891
4	2:05.538	30.976	1:02.600	31.962
5	2:05.819	30.963	1:02.516	32.340
6	2:05.185	30.860	1:01.917	32.408
7	2:10.923	30.894	1:06.064	33.965

(707) Jeferson Souza "GG"

1	2:08.798	32.073	1:04.320	32.405
2	2:07.681	31.284	1:03.904	32.493
3	2:06.528	31.176	1:02.929	32.423
4	2:04.978	30.580	1:02.079	32.319
5	2:06.801	31.004	1:03.184	32.613
6	2:11.628	34.583	1:04.682	32.363
7	2:05.560	30.673	1:02.350	32.537

(117) Mauricio Venhoven Sagui

1	2:12.762	34.604	1:05.065	33.093
2	2:07.580	31.238	1:03.604	32.738
3	2:05.885	30.938	1:02.891	32.056
4	2:05.614	30.866	1:02.540	32.208
5	2:05.861	30.785	1:02.593	32.483
6	2:05.205	30.614	1:01.908	32.683
7	2:08.194	30.987	1:04.069	33.138

(10) Fábio Jandaia

1	2:13.035	33.786	1:06.180	33.069
2	2:09.755	32.222	1:05.150	32.383
3	2:07.640	31.186	1:03.905	32.549
4	2:07.787	31.369	1:04.020	32.398
5	2:06.707	30.889	1:03.269	32.549
6	2:08.264	32.351	1:03.032	32.881
7	2:05.559	31.180	1:02.061	32.318

(29) Enzo Valentim Garcia

1	2:19.337	35.290	1:10.501	33.546
2	2:12.267	32.746	1:07.030	32.491
3	2:08.956	31.792	1:04.633	32.531
4	2:08.828	31.867	1:04.340	32.621
5	2:07.861	31.612	1:03.818	32.431
6	2:07.140	31.636	1:03.318	32.186
7	2:07.633	31.453	1:03.590	32.590
8	2:05.743	31.308	1:02.361	32.074
9	2:08.210	32.400	1:03.033	32.777

(2) Bervaldo Carolino

1	2:12.854	33.450	1:06.579	32.825
2	2:08.802	31.884	1:04.030	32.888
3	2:06.031	30.929	1:02.859	32.243
4	2:06.431	30.790	1:03.324	32.317
5	2:07.074	30.731	1:03.933	32.410
6	2:06.667	30.833	1:03.238	32.596
7	2:07.447	31.200	1:03.226	33.021

(822) Niko Ramos

1	2:12.842	33.550	1:06.602	32.690
2	2:08.171	31.782	1:03.909	32.480
3	2:06.127	31.141	1:02.834	32.152
4	2:06.388	31.161	1:03.235	31.992

(43) Carlos A. G. Andrade

1	2:15.969	34.169	1:08.386	33.414
2	2:10.602	33.089	1:04.803	32.710
3	2:07.726	31.220	1:03.985	32.521
4	2:07.700	31.383	1:03.373	32.944

Lap	Lap Tm	S1	S2	S3
5	2:06.692	31.227	1:02.623	32.842
6	2:08.381	31.787	1:03.544	33.050
7	2:06.262	31.201	1:02.333	32.728

(45) Gilmar ferreira Barbosa

1	2:11.580	32.843	1:06.451	32.286
2	2:06.698	31.626	1:02.860	32.212
3	2:06.412	31.415	1:02.729	32.268

(213) Kleber Santos

1	2:16.148	33.377	1:08.461	34.310
2	2:10.810	32.221	1:04.889	33.700
3	2:09.710	31.603	1:04.515	33.592
4	2:09.406	31.425	1:04.281	33.700
5	2:10.152	31.728	1:04.626	33.798
6	2:08.385	31.617	1:03.432	33.336
7	2:07.759	31.476	1:02.733	33.550
8	2:09.051	31.433	1:03.446	34.172

(26) Kevin Fontainha

1	2:25.018	36.854	1:11.015	37.149
2	2:15.343	34.730	1:07.429	33.184
3	2:11.521	32.770	1:05.778	32.973
4	2:12.489	32.496	1:05.982	34.011
5	2:09.883	32.268	1:04.711	32.904
6	2:09.413	31.783	1:04.503	33.127
7	2:09.253	32.008	1:04.286	32.959
8	2:08.370	31.636	1:03.859	32.875

(12) Humberto Turquinho JR

1	2:27.810	37.715	1:14.420	35.675
2	4:06.621	36.178	2:56.894	33.549
3	2:11.166	32.682	1:05.626	32.858
4	2:12.193	31.896	1:07.630	32.667
5	2:08.898	31.431	1:05.057	32.410
6	2:11.173	32.685	1:05.601	32.887
7	2:08.575	31.553	1:04.184	32.838

(84) Anderson dos Santos

1	2:13.811	33.441	1:06.667	33.703
2	3:31.904	31.889	2:26.575	33.440
3	2:13.253	31.766	1:07.770	33.717
4	2:10.895	31.520	1:06.029	33.346
5	2:08.854	30.947	1:04.042	33.865
6	2:10.074	31.893	1:04.822	33.359
7	2:09.010	31.464	1:04.090	33.456


(89) Ricardo de Barros

1	2:18.423	34.373	1:09.344	34.706
2	2:12.404	32.935	1:05.716	33.753
3	2:29.113	32.395	1:22.688	34.030
4	2:11.938	32.291	1:06.054	33.593
5	2:10.478	32.371	1:04.441	33.666
6	2:10.816	32.414	1:04.814	33.588
7	2:10.746	32.263	1:04.858	33.625
8	2:09.913	32.365	1:04.245	33.303
9	2:09.995	32.051	1:04.124	33.820

(370) Luciano G. Vieira

1	2:21.441	36.625	1:10.878	33.938
2	2:15.813	33.214	1:08.253	34.346
3	2:13.478	33.531	1:06.294	33.653
4	2:13.418	33.034	1:06.309	34.075
5	2:12.816	32.914	1:06.255	33.647
6	2:11.414	32.397	1:05.642	33.375
7	2:13.177	32.573	1:06.175	34.429





4a Etapa SuperBike Brasil 2016

Ninja 300/SuperStreet/Yamaha R3 CUP

Autódromo de Interlagos 4,309 km

1o TREINO CLASSIFICATÓRIO - 300

16/07/2016 08:00

Qualifying started at 8:01:14

Lap	Lap Tm	S1	S2	S3
8	2:11.475	32.849	1:05.283	33.343
9	2:10.994	32.623	1:04.752	33.619

(621) Saulo Carillo

Lap	Lap Tm	S1	S2	S3
1	2:19.554	35.503	1:10.715	33.336
2	2:14.588	33.233	1:07.991	33.364
3	2:13.572	33.015	1:07.203	33.354
4	2:13.907	32.516	1:07.601	33.790
5	2:12.674	33.264	1:05.932	33.478
6	2:11.025	31.971	1:05.866	33.188
7	2:11.087	32.055	1:05.922	33.110
8	2:12.755	32.099	1:06.490	34.166

(41) Renato Rosa Leite

Lap	Lap Tm	S1	S2	S3
1	2:19.793	35.047	1:09.992	34.754
2	2:17.084	33.825	1:09.215	34.044
3	2:12.754	32.627	1:06.429	33.698
4	2:14.760	32.895	1:07.405	34.460
5	2:15.232	33.456	1:07.444	34.332
6	2:13.614	33.137	1:06.398	34.079
7	2:13.058	32.801	1:05.938	34.319
8	2:13.432	33.132	1:06.097	34.203
9	2:11.114	32.502	1:05.286	33.326

(33) Christian M. Bernardo

Lap	Lap Tm	S1	S2	S3
1	2:16.542	34.084	1:08.199	34.259
2	2:14.531	33.773	1:06.812	33.946
3	2:12.606	32.629	1:06.337	33.640
4	2:13.076	32.926	1:06.519	33.631
5	2:13.195	32.839	1:06.252	34.104
6	2:12.620	32.676	1:06.166	33.778
7	2:12.528	32.814	1:06.219	33.495
8	2:12.683	32.643	1:05.860	34.180
9	2:12.750	32.882	1:06.211	33.657

(91) Guilherme C. Soares

Lap	Lap Tm	S1	S2	S3
1	2:31.161	38.652	1:16.590	35.919
2	2:21.065	35.022	1:11.576	34.467
3	2:20.687	33.612	1:11.996	35.079
4	2:24.409	33.635	1:16.153	34.621
5	2:25.786	35.590	1:15.200	34.996
6	2:15.756	32.904	1:08.325	34.527
7	2:13.050	32.588	1:06.508	33.954
8	2:14.206	32.974	1:06.498	34.734

(9) Paulo Faria

Lap	Lap Tm	S1	S2	S3
1	2:20.915	35.577	1:10.372	34.966
2	2:18.444	33.824	1:09.610	35.010
3	2:16.010	33.735	1:07.516	34.759
4	2:16.532	33.280	1:08.574	34.678
5	2:17.357	33.400	1:08.945	35.012
6	2:15.408	33.068	1:07.307	35.033
7	2:13.834	33.069	1:06.441	34.324

(53) Bartolomeu C. Lima Filho

Lap	Lap Tm	S1	S2	S3
1	2:27.826	35.004	1:15.319	37.503
2	2:17.477	34.411	1:09.132	33.934
3	2:17.730	33.124	1:10.653	33.953
4	2:18.713	33.277	1:09.825	35.611
5	2:21.597	33.794	1:13.356	34.447
6	2:14.812	33.596	1:07.265	33.951
7	2:17.063	33.370	1:09.279	34.414
8	2:15.715	33.475	1:08.392	33.848

(93) Vinicius Canello

Lap	Lap Tm	S1	S2	S3
1	2:20.484	35.634	1:08.867	35.983

Lap	Lap Tm	S1	S2	S3
2	2:17.280	34.496	1:07.150	35.634
3	2:16.793	33.833	1:07.026	35.934
4	2:16.932	33.747	1:07.797	35.388
5	2:16.085	33.553	1:06.420	36.112
6	2:15.252	33.530	1:05.496	36.226
7	2:15.811	34.146	1:05.914	35.751

(96) Alexandros N. Methenitis

Lap	Lap Tm	S1	S2	S3
1	2:36.890	41.347	1:19.845	35.698
2	2:24.951	35.377	1:12.587	36.987
3	2:20.756	35.174	1:11.727	33.855
4	2:17.778	34.106	1:09.164	34.508
5	2:16.651	34.802	1:07.973	33.876
6	2:15.352	32.904	1:08.434	34.014

(21) Guilherme G. Machado

Lap	Lap Tm	S1	S2	S3
1	2:28.142	35.232	1:11.460	41.450
2	2:21.490	34.748	1:11.008	35.734
3	2:17.718	34.066	1:08.352	35.300
4	2:15.867	33.350	1:07.070	35.447
5	2:21.206	36.785	1:08.898	35.523
6	2:56.444	34.346	1:46.178	35.920
7	2:15.430	33.316	1:06.601	35.513
8	2:15.975	33.498	1:06.675	35.802

(333) Andre Ming Bordokan

Lap	Lap Tm	S1	S2	S3
1	2:24.127	35.223	1:14.825	34.079
2	2:21.243	34.892	1:12.212	34.139
3	2:18.368	33.967	1:10.239	34.162
4	2:18.168	33.489	1:09.983	34.696
5	2:19.319	34.244	1:11.060	34.015
6	2:17.594	33.492	1:09.520	34.582
7	2:16.057	33.561	1:08.861	33.635
8	2:15.667	33.123	1:08.628	33.916

(512) Adonias Santos da Rosa

Lap	Lap Tm	S1	S2	S3
1	2:26.572	41.444	1:10.225	34.903
2	2:15.758	33.148	1:08.400	34.210
3	2:16.248	35.228	1:07.285	33.735
4	2:17.267	33.309	1:08.659	35.299
5	2:17.153	33.143	1:09.514	34.496
6	3:01.135	33.295	1:07.975	1:19.865

(98) Alexandre Maver

Lap	Lap Tm	S1	S2	S3
1	2:23.835	35.762	1:12.659	35.414
2	2:23.118	37.393	1:10.546	35.179
3	2:19.663	35.115	1:10.018	34.530
4	2:19.280	34.661	1:09.870	34.749
5	2:18.595	34.783	1:08.711	35.101
6	2:18.263	33.182	1:08.949	36.132
7	2:16.997	33.530	1:08.640	34.827
8	2:16.438	33.467	1:07.805	35.166

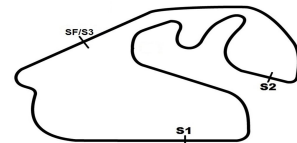
(127) Rodrigo Hinterholz

Lap	Lap Tm	S1	S2	S3
1	2:24.911	36.879	1:13.125	34.907
2	2:20.601	34.059	1:12.065	34.477
3	2:19.392	35.180	1:09.776	34.436
4	2:41.093	33.555	1:31.813	35.725
5	2:16.948	33.942	1:08.820	34.186
6	2:18.316	33.725	1:10.055	34.536

(78) Cassio Kawakami

Lap	Lap Tm	S1	S2	S3
1	2:26.480	37.235	1:14.129	35.116
2	2:20.182	35.372	1:09.959	34.851
3	2:20.890	34.899	1:11.785	34.206
4	2:20.487	34.620	1:11.159	34.708





4a Etapa SuperBike Brasil 2016

Ninja 300/SuperStreet/Yamaha R3 CUP

Autódromo de Interlagos 4,309 km

1o TREINO CLASSIFICATÓRIO - 300

16/07/2016 08:00

Qualifying started at 8:01:14

Lap	Lap Tm	S1	S2	S3
5	2:20.372	34.699	1:11.078	34.595
6	2:19.895	34.833	1:10.538	34.524
7	2:17.895	33.972	1:09.421	34.502
8	2:21.275	33.693	1:10.318	37.264

Lap	Lap Tm	S1	S2	S3
-----	--------	----	----	----

(70) Michael B. Schmidt

1	2:31.224	38.155	1:17.385	35.684
2	2:30.079	35.442	1:19.647	34.990
3	2:22.719	34.879	1:13.138	34.702
4	2:19.143	33.811	1:10.872	34.460
5	2:20.529	34.079	1:11.235	35.215
6	2:33.360	34.677	1:22.872	35.811
7	2:21.224	34.524	1:12.062	34.638
8	2:18.497	33.893	1:09.670	34.934

(927) Rodrigo Armiliato

1	2:21.503	36.077	1:09.812	35.614
2	2:18.837	35.126	1:08.067	35.644
3	4:04.177	37.392	2:50.047	36.738
4	5:16.201	39.422	3:51.707	45.072